


# The column program



The whole world of ion chromatography



# Metrohm – the comprehensive solution



Metrohm has become a synonym for ion chromatography. For more than 25 years, Metrohm has been offering innovative and creative solutions in the area of IC separation columns and IC devices.



# Welcome to the world of ion chromatography

5



With high-tech, long years of applications know-how, Swiss quality standards and a reasonable pricing policy, for procurement as well as for maintenance, Metrohm guarantees the optimum solution in ion chromatography.

Welcome to Metrohm!

# Table of contents

6

<b>Separation columns from Metrohm iColumn</b>	<b>10</b>	<b>IC anion-separation columns for analyses with chemical suppression</b>	<b>48</b>
<b>Which column for which application?</b>	<b>12</b>	Phenomenex Star-Ion A300™ - 100/4.6 (6.1005.100)	50
Preselection	13	Phenomenex Star-Ion A300™ HC - 100/10.0 (6.1005.110)	52
A) Anions without chemical suppression	13	Metrosep A Supp 1 - 250/4.6 (6.1005.300)	54
B) Anions with chemical suppression	14	Metrosep A Supp 1 HS - 50/4.6 (6.1005.350)	56
C) Oxidizable anions	16	Metrosep A Supp 3 - 250/4.6 (6.1005.320)	58
D) Cations without chemical suppression	17	Metrosep A Supp 5 - 50/4.0 (6.1006.550)	60
E) Cations with chemical suppression	18	Metrosep A Supp 5 - 100/4.0 (6.1006.510)	62
F) Organic acids	18	Metrosep A Supp 5 - 150/4.0 (6.1006.520)	64
G) Carbohydrates	19	Metrosep A Supp 5 - 250/4.0 (6.1006.530)	66
H) Amino acids	19	Metrosep A Supp 7 - 150/4.0 (6.1006.620)	68
<b>Capacity of the separation columns</b>	<b>20</b>	Metrosep A Supp 7 - 250/4.0 (6.1006.630)	70
<b>Position of the system peak</b>	<b>21</b>	Metrosep A Supp 10 - 50/4.0 (6.1020.050)	72
<b>«MCS» Metrohm CO<sub>2</sub> Suppressor</b>	<b>22</b>	Metrosep A Supp 10 - 75/4.0 (6.1020.070)	74
<b>Flexibility in application thanks to free selection of the pH value</b>	<b>23</b>	Metrosep A Supp 10 - 100/4.0 (6.1020.010)	76
<b>Standards</b>	<b>24</b>	Metrosep A Supp 10 - 250/4.0 (6.1020.030)	78
<b>ABCs of practical work</b>	<b>26</b>	Metrosep A Supp 15 - 50/4.0 (6.1030.450)	80
<b>Tips for eluent preparation</b>	<b>28</b>	Metrosep A Supp 15 - 100/4.0 (6.1030.410)	82
Inline Eluent Preparation	29	Metrosep A Supp 15 - 150/4.0 (6.1030.420)	84
<b>Separation columns</b>	<b>30</b>	Metrosep A Supp 15 - 250/4.0 (6.1030.430)	86
<b>IC anion-separation columns for analyses without chemical suppression</b>	<b>30</b>	Metrosep A Supp 16 - 100/4.0 (6.1031.410)	88
Hamilton PRP-X100 - 125/4.0 (6.1005.000)	32	Metrosep A Supp 16 - 150/4.0 (6.1031.420)	90
Hamilton PRP-X100 - 250/4.0 (6.1005.010)	34	Metrosep A Supp 16 - 250/4.0 (6.1031.430)	92
Super-Sep - 100/4.6 (6.1009.000)	36	<b>Microbore IC anion-separation columns for lower eluent consumption and greater sensitivity</b>	<b>94</b>
<b>IC anion-separation columns for analyses with or without chemical suppression</b>	<b>38</b>	Metrosep A Supp 5 - 150/2.0 (6.1006.220)	96
Metrosep Anion Dual 2 - 75/4.6 (6.1006.100)	40	Metrosep A Supp 5 - 250/2.0 (6.1006.230)	98
Metrosep Anion Dual 3 - 100/4.0 (6.1006.120)	42	Metrosep A Supp 7 - 150/2.0 (6.1006.640)	100
Metrosep Dual 4 - 100/4.6 (6.1016.030)	44	Metrosep A Supp 7 - 250/2.0 (6.1006.650)	102
Metrosep A Supp 4 - 250/4.0 (6.1006.430)	46	Metrosep A Supp 10 - 50/2.0 (6.1020.250)	104
		Metrosep A Supp 10 - 75/2.0 (6.1020.270)	106
		Metrosep A Supp 10 - 100/2.0 (6.1020.210)	108
		Metrosep A Supp 10 - 150/2.0 (6.1020.220)	110
		Metrosep A Supp 10 - 250/2.0 (6.1020.230)	112
		Metrosep A Supp 15 - 250/2.0 (6.1030.230)	114
		Metrosep A Supp 16 - 100/2.0 (6.1031.210)	116
		Metrosep A Supp 16 - 150/2.0 (6.1031.220)	118
		Metrosep A Supp 16 - 250/2.0 (6.1031.230)	120

<b>IC separation columns for the determination of organic acids – ion-exclusion chromatography</b>	<b>122</b>	<b>Microbore IC cation-separation columns for lower eluent consumption and greater sensitivity</b>	<b>180</b>
Hamilton PRP-X300 - 250/4.0 (6.1005.030)	124	Metrosep C 4 - 100/2.0 (6.1050.210)	182
Metrosep Organic Acids - 100/7.8 (6.1005.210)	126	Metrosep C 4 - 150/2.0 (6.1050.220)	184
Metrosep Organic Acids - 250/7.8 (6.1005.200)	128	Metrosep C 4 - 250/2.0 (6.1050.230)	186
<b>IC carbohydrate-separation columns – anion-exchange chromatography applying pulsed amperometric detection (PAD)</b>	<b>130</b>	<b>IC cation-separation columns for analyses with chemical suppression</b>	<b>188</b>
Metrosep Carb 2 - 100/4.0 (6.1090.410)	132	Metrosep C Supp 1 - 100/4.0 6.1052.410	190
Metrosep Carb 2 - 150/4.0 (6.1090.420)	134	Metrosep C Supp 1 - 150/4.0 6.1052.420	192
Metrosep Carb 2 - 250/4.0 (6.1090.430)	136	Metrosep C Supp 1 - 250/4.0 6.1052.430	194
Hamilton RCX-30 - 150/4.6 (6.1018.010)	138	<b>Separation column for the determination of organic substances</b>	<b>196</b>
Hamilton RCX-30 - 250/4.6 (6.1018.000)	140	ProntoSil 120-5-C18 AQ - 150/4.0 (6.1008.100)	198
<b>Microbore IC carbohydrate-separation columns for lower eluent consumption and greater sensitivity</b>	<b>142</b>	<b>IC guard columns (precolumns)</b>	<b>200</b>
Metrosep Carb 2 - 100/2.0 (6.01090.210)	144	IC guard column cartridge for Hamilton PRP-X100 (6.1005.020)	202
Metrosep Carb 2 - 150/2.0 (6.01090.220)	146	Super-Sep Guard/4.6 (6.1009.010)	203
Metrosep Carb 2 - 250/2.0 (6.01090.230)	148	Metrosep Dual 4 Guard Column Kit (6.1016.500)	204
<b>IC amino acid-separation column with optical detection after post-column reaction</b>	<b>150</b>	Metrosep A Supp 1 Guard/4.6 (6.1005.340)	205
Metrosep Amino Acids 1 - 100/4.0 (6.4001.410)	152	Metrosep A Supp 4/5 Guard/4.0 (6.1006.500)	206
<b>IC cation-separation columns for analyses without chemical suppression</b>	<b>154</b>	Metrosep A Supp 4/5 S-Guard/4.0 (6.1006.540)	206
Nucleosil 5SA - 125/4.0 (6.1007.000)	156	Metrosep A Supp 5 Guard/2.0 (6.1006.600)	207
Metrosep C 3 - 100/4.0 (6.1010.410)	158	Metrosep A Supp 5 S-Guard/2.0 (6.1006.610)	207
Metrosep C 3 - 150/4.0 (6.1010.420)	160	Metrosep A Supp 10 Guard/4.0 (6.1020.500)	208
Metrosep C 3 - 250/4.0 (6.1010.430)	162	Metrosep A Supp 10 S-Guard/4.0 (6.1020.510)	208
Metrosep C 4 - 50/4.0 (6.1050.450)	164	Metrosep A Supp 10 Guard HC/4.0 (6.1020.520)	208
Metrosep C 4 - 100/4.0 (6.1050.410)	166	Metrosep A Supp 10 Guard/2.0 (6.1020.600)	209
Metrosep C 4 - 150/4.0 (6.1050.420)	168	Metrosep A Supp 10 S-Guard/2.0 (6.1020.610)	209
Metrosep C 4 - 250/4.0 (6.1050.430)	170	Metrosep A Supp 15 Guard/4.0 (6.1030.500)	210
Metrosep C 5 - 150/4.6 (6.4000.320)	172	Metrosep A Supp 15 S-Guard/4.0 (6.1030.510)	210
Metrosep C 6 - 100/4.0 (6.1051.410)	174	Metrosep A Supp 15 Guard/2.0 (6.1030.600)	211
Metrosep C 6 - 150/4.0 (6.1051.420)	176	Metrosep A Supp 15 S-Guard/2.0 (6.1030.610)	211
Metrosep C 6 - 250/4.0 (6.1051.430)	178	Metrosep A Supp 16 Guard/4.0 (6.1031.500)	212
		Metrosep A Supp 16 S-Guard/4.0 (6.1031.510)	212
		Metrosep A Supp 16 Guard/2.0 (6.1031.600)	213
		Metrosep A Supp 16 S-Guard/2.0 (6.1031.610)	213
		Metrosep Organic Acids Guard/4.6 (6.1005.250)	214
		Metrosep Carb 2 Guard/4.0 (6.1090.500)	215
		Metrosep Carb 2 S-Guard/4.0 (6.1090.510)	215

Metrosep Carb 2 Guard/2.0 (6.01090.600)	216	<b>IC trap columns</b>	<b>230</b>
Metrosep Carb 2 S-Guard/2.0 (6.01090.610)	216	Metrosep A Trap 1 - 100/4.0 (6.1014.000)	232
Nucleosil 5SA 2 Guard Cartridge/4.0 (6.1007.110)	217	Metrosep C Trap 1 - 100/4.0 (6.1015.000)	233
Metrosep C 3 Guard/4.0 (6.1010.450)	218	Metrosep RP Trap 1 - 50/4.0 (6.1014.100)	234
Metrosep C 3 S-Guard/4.0 (6.1010.460)	218	Metrosep RP Trap 2 - 100/4.0 (6.1014.150)	235
Metrosep C 4 Guard/4.0 (6.1050.500)	219	Metrosep I Trap 1 - 100/4.0 (6.1014.200)	236
Metrosep C 4 S-Guard/4.0 (6.1050.510)	219	Metrosep BO <sub>3</sub> <sup>3-</sup> Trap 1 - 100/4.0 (6.1015.200)	237
Metrosep C 4 Guard/2.0 (6.1050.600)	220	Metrosep CO <sub>3</sub> <sup>2-</sup> Trap 1 - 100/4.0 (6.1015.300)	238
Metrosep C 4 S-Guard/2.0 (6.1050.610)	220		
Metrosep C Supp 1 Guard/4.0 (6.1052.500)	221	<b>IC sample-preparation cartridges</b>	<b>240</b>
Metrosep C Supp 1 S-Guard/4.0 (6.1052.510)	221	IC sample-preparation cartridge IC-RP (6.1012.X00)	242
Metrosep RP 2 Guard/3.5 (6.1011.030)	222	IC sample-preparation cartridge IC-H (6.1012.X10)	242
ProntoSil 120-5-C18 AQ Guard/4.0 (6.1008.110)	223	IC sample-preparation cartridge IC-Ag (6.1012.X20)	242
Metrosep BP 1 Guard/2.0 (6.1015.100)	224	IC sample-preparation cartridge IC-OH (6.1012.X30)	243
		IC sample-preparation cartridge IC-Na (6.1012.X40)	243
<b>Preconcentration columns</b>	<b>226</b>	IC sample-preparation cartridge IC-C18 (6.1012.X50)	243
Metrosep A PCC 2/4.0 (6.1006.330)	228		
Metrosep A PCC 2 HC/4.0 (6.1006.340)	228	<b>IC accessories parts</b>	<b>244</b>
Metrosep A PCC 2 VHC/4.0 (6.1006.350)	228	PEEK inline filter (6.2821.120)	245
Metrosep C PCC 1/4.0 (6.1010.300)	229	Coupling safety olive with PEEK inline filter	
Metrosep C PCC 1 HC/4.0 (6.1010.310)	229	(6.2744.180)	245
Metrosep C PCC 1 VHC/4.0 (6.1010.320)	229		





# Separation columns from Metrohm

10

Separation columns from Metrohm are the backbone of high-performance analytics in ion chromatography. The combination of Metrohm IC separation columns and Metrohm IC systems guarantees:

- High separating efficiency
- Short analysis times
- Excellent reproducibility
- Long lifetime
- Low costs

Metrohm offers the right separation columns for all disciplines in ion chromatography:

- Anions with or without suppression
- Organic acids
- Cations with or without suppression
- Transition metals
- Carbohydrates
- Amines
- Amino acids

A small number of separation columns are sufficient for solving the majority of application problems. Metrohm offers the correct column material, both for standard applications and for complex separation tasks:

- Polystyrene divinylbenzene
- Polyvinyl alcohol
- Polymethacrylate
- Silica gel
- Monolith

This flexibility guarantees top performance. The new 2 mm columns enable reduced eluent consumption, low detection limits, and universal use.

Ion chromatography with Metrohm systems can be carried out with or without chemical suppression. Therefore, the application determines the pH value and not the other way around. A large selection of anion eluents is thus available:

- Phthalate
- Benzoate
- Borate
- Hydrogen carbonate
- Carbonate
- Hydroxide

Metrohm is the comprehensive solution for applications in ion chromatography. For more than 25 years, Metrohm has been offering innovative and creative solutions in the area of IC separation columns and IC instruments. A comprehensive network of application laboratories is available worldwide to provide the correct answers to analytical questions: on-site, quickly, and focused on the customer. The Internet ([www.metrohm.com](http://www.metrohm.com)) provides an extensive database with information and problem solutions for all areas of ion analysis.

**Metrohm – the whole world of ion chromatography**

# iColumn

## The world's first intelligent column generation in ion chromatography – just click and start

- All column data available immediately
- Active monitoring of all important column functions
- Uninterrupted retraceability of all column parameters

Intelligent columns, built into all Metrohm IC instruments – the MagIC Net software registers immediately which separation columns are available to the IC system. One click, and the software detects such typical standard conditions for columns as standard eluents and flow rate, the permissible maximum values for pressure and flow, and the correct guard column. This data and other information are applied in the method if desired. As a result, it is no longer necessary to enter all of this data into the method. The iColumn knows how many hours it has already been in operation and how many samples it has already analyzed. MagIC Net monitors the separating efficiency of the column and switches the system off in the event that the permissible pressure is exceeded. If the performance of the column falls below a previously defined value, then MagIC Net can even have the column reordered automatically by E-mail.

If the Metrosep separation column is used in different systems, then it will take along all information stored on its memory chip to the next IC system. This allows for uninterrupted traceability and GLP monitoring, even on different IC devices, for all columns used. System validation is simplified significantly.



## The iColumn concept is flexible and encompasses the following data types:

- Freely definable data, e.g.
  - Column name
  - Comment field in which, for example, the name of the application can be entered
- Data permanently linked with the column, e.g.
  - Column type (e.g. Metrosep A Supp 10 - 100/4.0)
  - Order number
  - Serial number
  - Standard flow
  - Standard eluent
  - Standard injection volume
  - Standard temperature
  - Length x inner diameter
  - Particle size
  - pH range
  - Maximum permitted pressure
  - Maximum permitted flow rate
- Data entered by the IC system and the MagIC Net software, e.g.
  - Operating hours
  - Number of injections
  - Maximum pressure
  - Maximum flow used

With the exception of the Metrosep Anion Dual 2 - 75/4.6 (6.1006.100), all Metrosep separation columns are available exclusively as iColumns. Excluded from this are the other column types, i.e. guard, preconcentration, and trap columns as well as separation columns which do not have the Metrosep designation.





Which column for which application?

## Preselection

Anions	Anions	High concentration Simple setup $\text{HBO}_3^{2-}$ $\text{H}_2\text{SiO}_4^{2-}$ no $\text{HPO}_4^{2-}$	without suppression	→ A
		Entire concentration spectrum	with suppression	→ B
	Oxidizable anions	Amperometric detection		→ C
Cations			without suppression	→ D
			with suppression	→ E
Additional analytes	Organic acids		with or without suppression	→ F
	Carbohydrates			→ G
	Amino acids	Post-column reactions with ninhydrin		→ H

This symbol indicates the respective standard column



### A) Anions without chemical suppression

Requirements or application	Column	Page
No $\text{F}^-$ Simple separation problems Simple matrices Rapid separation	IC anion column Metrosep A Supp 4 - 250/4.0 6.1006.430	46
$\text{F}^-$ Difficult separation problems Difficult matrices	IC anion column Metrosep Anion Dual 2 - 75/4.6 6.1006.100	40
No $\text{F}^-$ Difficult separation problems Difficult matrices Biological samples	IC anion column Metrosep Anion Dual 3 - 100/4.0 6.1006.120	42
$\text{Cl}^-$ , $\text{NO}_3^-$ , $\text{SO}_4^{2-}$ Difficult matrices (e.g. dyes) $\text{HBO}_3^{2-}$ , $\text{H}_2\text{SiO}_4^{2-}$	IC anion columns Hamilton PRP-X100 6.1005.000 (125/4.0) 6.1005.010 (250/4.0)	32 34
No $\text{F}^-$ , acetate Difficult matrices Special applications (e.g. $\text{BF}_4^-$ )	IC anion column Super-Sep - 100/4.6 6.1009.000	36

## B) Anions with chemical suppression

14

Requirements or application	Column	Page
F <sup>-</sup> , formate, acetate, Cl <sup>-</sup> SO <sub>3</sub> <sup>2-</sup> , SO <sub>4</sub> <sup>2-</sup> Simple matrices Standard anions ClO <sub>2</sub> <sup>-</sup> , ClO <sub>3</sub> <sup>-</sup> , ClO <sub>4</sub> <sup>-</sup> , BrO <sub>3</sub> <sup>-</sup> Special separation problems	IC anion column Metrosep Anion Dual 2 - 75/4.6 6.1006.100	40
F <sup>-</sup> , formate, acetate, Cl <sup>-</sup> SO <sub>3</sub> <sup>2-</sup> , SO <sub>4</sub> <sup>2-</sup> Simple matrices Standard anions ClO <sub>2</sub> <sup>-</sup> , ClO <sub>3</sub> <sup>-</sup> , ClO <sub>4</sub> <sup>-</sup> , BrO <sub>3</sub> <sup>-</sup> Special separation problems Biological samples	IC anion column Metrosep Anion Dual 3 - 100/4.0 6.1006.120	42
Perchlorate in difficult matrices, EPA 314 Very high ionic strength	IC anion column (Monolith) Metrosep Dual 4 - 100/4.6 6.1016.030	44
Great differences in concentration High ionic strength ClO <sub>2</sub> <sup>-</sup> , ClO <sub>3</sub> <sup>-</sup> , ClO <sub>4</sub> <sup>-</sup> , BrO <sub>3</sub> <sup>-</sup>	IC anion column Metrosep A Supp 1 - 250/4.6 6.1005.300	54
SCN <sup>-</sup> , SO <sub>3</sub> <sup>2-</sup> , SO <sub>4</sub> <sup>2-</sup> , S <sub>2</sub> O <sub>3</sub> <sup>2-</sup> Polyphosphates	IC anion column Metrosep A Supp 3 - 250/4.6 6.1005.320	58
Standard anions Difficult matrices Critical samples I <sup>-</sup>	IC anion column Metrosep A Supp 4 - 250/4.0 6.1006.430	✓ 46
Standard anions F <sup>-</sup> , Cl <sup>-</sup> , Br <sup>-</sup> , I <sup>-</sup> ClO <sub>2</sub> <sup>-</sup> , ClO <sub>3</sub> <sup>-</sup> , ClO <sub>4</sub> <sup>-</sup> , BrO <sub>3</sub> <sup>-</sup> BrO <sub>3</sub> <sup>-</sup> at high ionic strength Cr(VI) (CrO <sub>4</sub> <sup>2-</sup> ) I <sup>-</sup> (not with 250 mm) Method development	IC anion columns Metrosep A Supp 5 6.1006.550 (50/4.0) 6.1006.510 (100/4.0) 6.1006.520 (150/4.0)	60 62 ✓ 64
Universal applications Difficult matrices Difficult separation problems Rapid separation (with 50 and 100 mm) PO <sub>4</sub> <sup>3-</sup> in soft drinks (with 100 mm) IC-MS coupling Applications with gradient	6.1006.530 (250/4.0) 6.1006.220 (150/2.0) 6.1006.230 (250/2.0)	66 96 98
Standard anions Oxohalides, EPA 300 (with 250 mm) Isocratic separation of glycolate and acetate Difficult separations Bayer liquors Applications with gradient	IC anion columns Metrosep A Supp 7 6.1006.620 (150/4.0) 6.1006.630 (250/4.0) 6.1006.640 (150/2.0) 6.1006.650 (250/2.0)	68 70 100 102

Requirements or application	Column	Page
Anions in salt solutions	Metrosep Carb 2	
	6.1090.410 (100/4.0)	132
	6.01090.210 (100/2.0)	144
PO <sub>4</sub> <sup>3-</sup> in soft drinks with cyclamate	IC anion columns	
Standard anions (no F <sup>-</sup> )	Metrosep A Supp 10	
SCN <sup>-</sup> , SO <sub>3</sub> <sup>2-</sup> , SO <sub>4</sub> <sup>2-</sup> , S <sub>2</sub> O <sub>3</sub> <sup>2-</sup>	6.1020.050 (50/4.0)	72
Separation SO <sub>3</sub> <sup>2-</sup> , SO <sub>4</sub> <sup>2-</sup>	6.1020.070 (75/4.0)	74
Aerosols with PILS/MARGA (75 mm)	6.1020.010 (100/4.0)	76
Air analytics	6.1020.030 (250/4.0)	78
IC-MS coupling	6.1020.250 (50/2.0)	104
Aggressive matrices	6.1020.270 (75/2.0)	106
	6.1020.210 (100/2.0)	108
	6.1020.220 (150/2.0)	110
	6.1020.230 (250/2.0)	112
Standard anions	IC anion column	
Cl <sup>-</sup> , NO <sub>3</sub> <sup>-</sup> , SO <sub>4</sub> <sup>2-</sup> in drinking water	Metrosep A Supp 15 - 50/4.0	
Simple separation problems	6.1030.450	80
Rapid separation		
Polyphosphates		
Method development		
Standard anions	IC anion column	
Simple separation problems	Metrosep A Supp 15 - 100/4.0	
Rapid separation	6.1030.410	82
Citrate/phosphate		
Simple matrices		
Standard anions	IC anion column	
Drinking water analyses	Metrosep A Supp 15 - 150/4.0	
F <sup>-</sup> , glycolate	6.1030.420	84
Phosphate species		
Complex matrices		
Method development		
Standard anions	IC anion columns	
Universal applications	Metrosep A Supp 15 - 250/x.0	
Monobasic organic acids	6.1030.430 (250/4.0)	86
Dibasic organic acids in addition to SO <sub>4</sub> <sup>2-</sup>	6.1030.230 (250/2.0)	114
Nitrogen species		
Complex separation problems		
Difficult matrices		
IC-MS coupling		
Standard anions	IC anion columns	
Universal applications	Metrosep A Supp 16 - 100/x.0	
Non-critical matrices	6.1031.410 (100/4.0)	88
BrO <sub>3</sub> <sup>-</sup> (EPA 326, DIN EN ISO 11206)	6.1031.210 (100/2.0)	116
IC-MS coupling		
Standard anions	IC anion columns	
Universal applications	Metrosep A Supp 16 - 150/x.0	
Complex matrices	6.1031.420 (150/4.0)	90
IC-MS coupling	6.1031.220 (150/2.0)	118

Requirements or application	Column	Page
Standard anions	IC anion columns	
Universal applications	Metrosep A Supp 16 - 250/x.0	
Oligosaccharides and polysaccharides	6.1031.430 (250/4.0)	92
Cl <sup>-</sup> , SO <sub>4</sub> <sup>2-</sup> in electroplating baths	6.1031.230 (250/2.0)	120
Silicate in addition to standard anions (4 mm column)		
Quality monitoring of high-purity chemicals (e.g. conc. acids)		
Complex separation problems		
Difficult matrices		
IC-MS coupling		
Short retention times	IC anion column	
No Cl <sup>-</sup>	Phenomenex Star-Ion A300™ - 100/4.6 6.1005.100	50
BrO <sub>3</sub> <sup>-</sup> at high ionic strength (EPA 326, DIN EN ISO 11206)	IC anion column Phenomenex Star-Ion A300™ HC - 100/10.0 6.1005.110	52

## C) Oxidizable anions

Requirements or application	Column	Page
CN <sup>-</sup> S <sup>2-</sup>	IC anion column Metrosep A Supp 1 - 250/4.6 6.1005.300	54
CN <sup>-</sup> S <sup>2-</sup>	IC anion column Metrosep A Supp 10 - 100/x.0 6.1020.010 (100 x 4.0) 6.1020.210 (100 x 2.0)	76 108
ClO <sub>2</sub> <sup>-</sup> , NO <sub>2</sub> <sup>-</sup> , S <sub>2</sub> O <sub>3</sub> <sup>2-</sup> , SCN <sup>-</sup> , I <sup>-</sup>	IC anion column Super-Sep - 100/4.6 6.1009.000	36
Br <sup>-</sup> , I <sup>-</sup>	IC anion column Metrosep Anion Dual 2 - 75/4.6 6.1006.100	40
NO <sub>2</sub> <sup>-</sup> , ClO <sub>2</sub> <sup>-</sup> S <sub>2</sub> O <sub>3</sub> <sup>2-</sup> , SCN <sup>-</sup> , I <sup>-</sup>	IC anion column Metrosep A Supp 5 - 100/4.0 6.1006.510	62



## D) Cations without chemical suppression

Requirements or application	Column	Page
Li <sup>+</sup> , Na <sup>+</sup> , K <sup>+</sup> , Rb <sup>+</sup> , Cs <sup>+</sup> , Mg <sup>2+</sup> , Ca <sup>2+</sup> , Sr <sup>2+</sup> , Ba <sup>2+</sup> , NH <sub>4</sub> <sup>+</sup> Very rapid separations Simple matrices	IC cation column Metrosep C 4 - 50/4.0 6.1050.450	164
Li <sup>+</sup> , Na <sup>+</sup> , K <sup>+</sup> , Rb <sup>+</sup> , Cs <sup>+</sup> , Mg <sup>2+</sup> , Ca <sup>2+</sup> , Sr <sup>2+</sup> , Ba <sup>2+</sup> , NH <sub>4</sub> <sup>+</sup> Lipophilic amines with short retention times Rapid separations	IC cation columns Metrosep C 4 - 100/x.0 6.1050.410 (100/4.0) 6.1050.210 (100/2.0)	166 182
Li <sup>+</sup> , Na <sup>+</sup> , K <sup>+</sup> , Rb <sup>+</sup> , Cs <sup>+</sup> , Mg <sup>2+</sup> , Ca <sup>2+</sup> , Sr <sup>2+</sup> , Ba <sup>2+</sup> , NH <sub>4</sub> <sup>+</sup> Transition metals Amines	IC cation columns Metrosep C 4 - 150/x.0 6.1050.420 (150/4.0) 6.1050.220 (150/2.0)	✓ 168 184
Li <sup>+</sup> , Na <sup>+</sup> , K <sup>+</sup> , Rb <sup>+</sup> , Cs <sup>+</sup> , Mg <sup>2+</sup> , Ca <sup>2+</sup> , Sr <sup>2+</sup> , Ba <sup>2+</sup> , NH <sub>4</sub> <sup>+</sup> , Mn <sup>2+</sup> , Co <sup>2+</sup> , Ni <sup>2+</sup> , Zn <sup>2+</sup> , Cd <sup>2+</sup> , Pb <sup>2+</sup> , amines NH <sub>4</sub> <sup>+</sup> , ethanolamines Na <sup>+</sup> /NH <sub>4</sub> <sup>+</sup> separation NH <sub>4</sub> <sup>+</sup> , methylamines, and ethylamines Transition metals Difficult separation problems Great differences in concentration	IC cation columns Metrosep C 4 - 250/x.0 6.1050.430 (250/4.0) 6.1050.230 (250/2.0)	170 186
Li <sup>+</sup> , Na <sup>+</sup> , K <sup>+</sup> , Rb <sup>+</sup> , Cs <sup>+</sup> , Mg <sup>2+</sup> , Ca <sup>2+</sup> , Sr <sup>2+</sup> , Ba <sup>2+</sup> , NH <sub>4</sub> <sup>+</sup> Lipophilic amines with short retention times Rapid separations	IC cation column Metrosep C 6 - 100/4.0 6.1051.410	174
Amines Transition metals Li <sup>+</sup> , Na <sup>+</sup> , K <sup>+</sup> , Rb <sup>+</sup> , Cs <sup>+</sup> , Mg <sup>2+</sup> , Ca <sup>2+</sup> , Sr <sup>2+</sup> , Ba <sup>2+</sup> , NH <sub>4</sub> <sup>+</sup>	IC cation column Metrosep C 6 - 150/4.0 6.1051.420	176
Li <sup>+</sup> , Na <sup>+</sup> , K <sup>+</sup> , Rb <sup>+</sup> , Cs <sup>+</sup> , Mg <sup>2+</sup> , Ca <sup>2+</sup> , Sr <sup>2+</sup> , Ba <sup>2+</sup> , NH <sub>4</sub> <sup>+</sup> , Co <sup>2+</sup> , Ni <sup>2+</sup> , Zn <sup>2+</sup> , Cd <sup>2+</sup> , Pb <sup>2+</sup> , Amine Very good Na <sup>+</sup> /NH <sub>4</sub> <sup>+</sup> separation NH <sub>4</sub> <sup>+</sup> , (CH <sub>3</sub> )NH <sub>3</sub> <sup>+</sup> , (CH <sub>3</sub> ) <sub>2</sub> NH <sub>2</sub> <sup>+</sup> , (CH <sub>3</sub> ) <sub>3</sub> NH <sup>+</sup> , (CH <sub>3</sub> ) <sub>4</sub> N <sup>+</sup> , and the respective ethanolamines Difficult separation problems Great differences in concentration Transition metals	IC cation columns Metrosep C 6 - 250/4.0 6.1051.430	178
Li <sup>+</sup> , Na <sup>+</sup> , K <sup>+</sup> , Rb <sup>+</sup> , Cs <sup>+</sup> , Mg <sup>2+</sup> , Ca <sup>2+</sup> , Sr <sup>2+</sup> , Ba <sup>2+</sup> , NH <sub>4</sub> <sup>+</sup> , Co <sup>2+</sup> , Ni <sup>2+</sup> , Zn <sup>2+</sup> , Cd <sup>2+</sup> , Pb <sup>2+</sup> , amines NH <sub>4</sub> <sup>+</sup> , monoethanolamine Transition metals Na <sup>+</sup> /NH <sub>4</sub> <sup>+</sup> separation Matrices with high pH	IC cation columns Metrosep C 3 6.1010.410 (100/4.0) 6.1010.420 (150/4.0) 6.1010.430 (250/4.0)	158 160 162
Mg <sup>2+</sup> , Ca <sup>2+</sup> , Sr <sup>2+</sup> , Ba <sup>2+</sup> , Fe <sup>2+</sup> , Co <sup>2+</sup> , Ni <sup>2+</sup> , Cd <sup>2+</sup> , Zn <sup>2+</sup> , Mn <sup>2+</sup> Mg <sup>2+</sup> , Ca <sup>2+</sup> in addition to large amounts of Na <sup>+</sup>	IC cation column Nucleosil 5SA - 125/4.0 6.1007.000	156
Transition metals	IC cation column Metrosep C 5 - 150/4.6 6.4000.320	172
Transition metals, U, and Pu	see footnote on next page	

## E) Cations with chemical suppression

Requirements or application	Column	Page
Li <sup>+</sup> , Na <sup>+</sup> , K <sup>+</sup> , Rb <sup>+</sup> , Cs <sup>+</sup> , Mg <sup>2+</sup> , Ca <sup>2+</sup> , Sr <sup>2+</sup> , Ba <sup>2+</sup> , NH <sub>4</sub> <sup>+</sup> Lipophilic amines with short retention times Rapid separations Trace analysis	IC cation columns Metrosep C Supp 1 - 100/4.0 6.1052.410	190
Li <sup>+</sup> , Na <sup>+</sup> , K <sup>+</sup> , Rb <sup>+</sup> , Cs <sup>+</sup> , Mg <sup>2+</sup> , Ca <sup>2+</sup> , Sr <sup>2+</sup> , Ba <sup>2+</sup> , NH <sub>4</sub> <sup>+</sup> Transition metals Amines Trace analysis	IC cation columns Metrosep C Supp 1 - 150/4.0 6.1052.420	192 √
Li <sup>+</sup> , Na <sup>+</sup> , K <sup>+</sup> , Rb <sup>+</sup> , Cs <sup>+</sup> , Mg <sup>2+</sup> , Ca <sup>2+</sup> , Sr <sup>2+</sup> , Ba <sup>2+</sup> , NH <sub>4</sub> <sup>+</sup> , Mn <sup>2+</sup> , Co <sup>2+</sup> , Ni <sup>2+</sup> , Zn <sup>2+</sup> , Cd <sup>2+</sup> , Pb <sup>2+</sup> , amines NH <sub>4</sub> <sup>+</sup> , ethanolamines Na <sup>+</sup> /NH <sub>4</sub> <sup>+</sup> separation NH <sub>4</sub> <sup>+</sup> , methylamines, and ethylamines Transition metals Difficult separation problems Great differences in concentration Trace analysis	IC cation columns Metrosep C Supp 1 - 250/4.0 6.1052.430	194
Transition metals	IC cation column Metrosep C 5 - 150/4.6 6.4000.320	172
Transition metals, U, and Pu	*	

## F) Organic acids

Requirements or application	Column	Page
Organic acids: Citrate, tartrate, malate, ascorbate, succinate, etc. Short-chain fatty acids: Formate, acetate, propionate, butyrate, etc. Simple matrices (100 mm) Difficult matrices (250 mm) Simple separation problems (100 mm) Difficult separation problems (250 mm)	IC exclusion columns Metrosep Organic Acids 6.1005.210 (100/7.8) 6.1005.200 (250/7.8)	126 128 √
Glycolic acid, monochloroacetic acid Simple matrices Simple separation problems Formate determination	IC exclusion column Hamilton PRP-X300 - 250/4.0 6.1005.030	124

\* Reliable determinations of transition metals as well as uranium and plutonium can be made into the ultra trace range using voltammetry and polarography.

## G) Carbohydrates

Requirements or application	Column	Page
Monosaccharides	IC carbohydrate column	
Disaccharides	Metrosep Carb 2	
Sugar alcohols	6.1090.410 (100/4.0)	132
Oligosaccharides	6.01090.210 (100/2.0)	144
Simple separation problems		
Very rapid separations		
Monosaccharides	IC carbohydrate column	
Disaccharides	Metrosep Carb 2	
Sugar alcohols	6.1090.420 (150/4.0)	134
Anhydrosugars	6.01090.220 (150/2.0)	146
Oligosaccharides		
Rapid separations		
Monosaccharides	IC carbohydrate column	
Disaccharides	Metrosep Carb 2	
Sugar alcohols	6.1090.430 (250/4.0)	136
Anhydrosugars	6.01090.230 (250/2.0)	148
Complex separations		
Monosaccharides	IC carbohydrate column	
Disaccharides	Hamilton RCX-30 - 150/4.6	
Oligosaccharides	6.1018.010	138
Sugar alcohols		
Simple separation problems		
Rapid separation		
Monosaccharides	IC carbohydrate column	
Disaccharides	Hamilton RCX-30 - 250/4.6	
Sugar alcohols	6.1018.000	140
Difficult separation problems		
Difficult matrices		

## H) Amino acids

Requirements or application	Column	Page
Amino acids	IC amino acid column Metrosep Amino Acids 1 - 100/4.0 6.4001.410	152

## Capacity of the separation columns

The capacity of a separation column is determined by the type of the stationary phase used. The capacity has no direct influence on selectivity, whereas the column material does.

In addition, the capacity of a separation column changes in proportion to the quantity of packaging material used. This means that the capacity of a separation column also increases as the column length and diameter increase.

The capacity of separation columns can be determined with a wide variety of methods, all of which can be justified scientifically. The capacities specified here have to do with chloride or potassium exchange capacities, respectively, which are calculated by means of static charging. The specifications of other manufacturers are based to some extent on proton exchange and neutralization methods. The latter results in disproportionately higher numerical values.

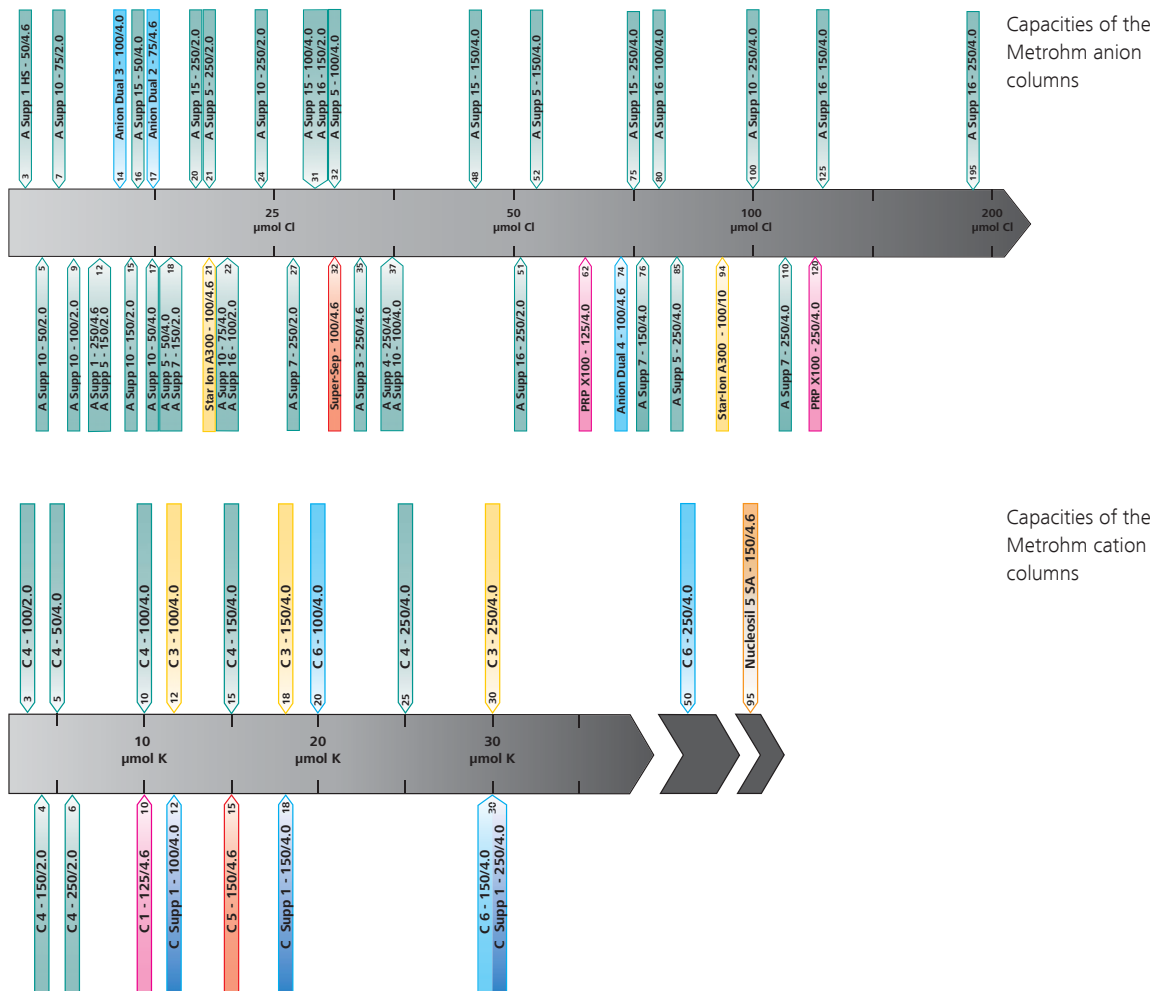
The capacity specifications of a column manufacturer can be used to compare different columns of this manufacturer. Capacity values from different manufacturers that apply different determination methods are not comparable.

Which capacity is right? The following rules apply:

- Simple separation tasks, weakly ionic matrix  
→ Small capacity and therefore rapid separation of the analytes
- Complex separation tasks, strongly ionic matrix  
→ High capacity and therefore long retention times for the analytes

The practical solution is often to be found somewhere in between. Most separations can thus be solved with just a limited number of column types:

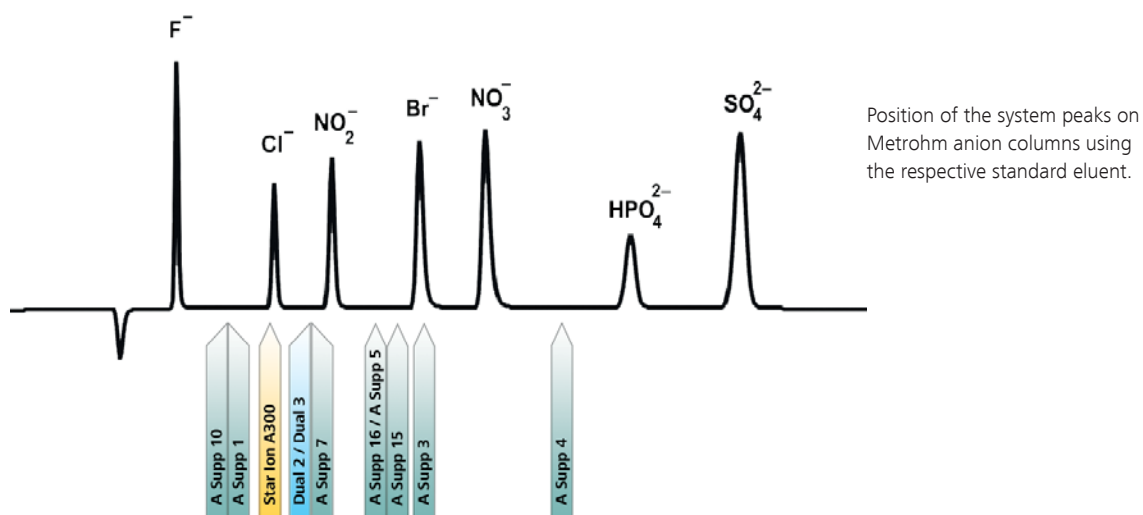
- Determination of anions: Metrosep A Supp 4 - 250/4.0, Metrosep A Supp 5 - 150/4.0, Metrosep A Supp 16 - 150/4.0
- Determination of cations: Metrosep C 4 - 150/4.0



## Position of the system peak

When work is performed with carbonate eluent, a system peak is always present. Its size and position are determined by various factors. The position of the system peak, however, corresponds in the first approximation to the retention time of carbonate. For this reason this peak is also called the system peak. To ensure that the measured values are not skewed, it is important to know the position of the system peak in the chromatogram. With columns based on polystyrene in particular the system peak often lies directly beneath the chloride peak. The position of the system peak with the respective standard carbonate eluents is shown below.

If the CO<sub>2</sub> suppressor «MCS» is used, then the influence of carbonate can be virtually excluded. Both system peak and injection peak are minimized and do not interfere with the integration.

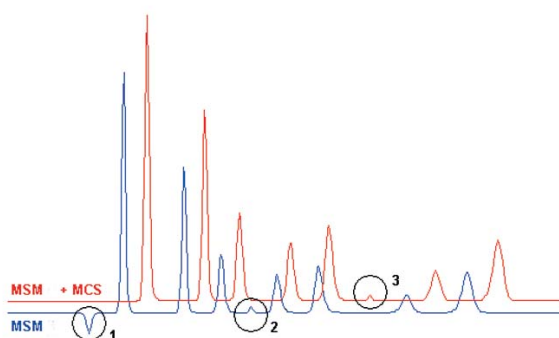


## «MCS» Metrohm CO<sub>2</sub> Suppressor

22

The «MCS» eliminates both carbonate from the sample and CO<sub>2</sub> that develops during the suppression reaction. As a result, the injection peak is practically nonexistent and the peak areas of the analyte ions are significantly larger. In addition, the system peak is effectively eliminated. The MCS is based on the gas permeability of a fluoropolymer membrane. The special system setup with an integrated vacuum cell, a fluoropolymer membrane, and a CO<sub>2</sub> adsorber cartridge is controlled by MagIC Net.

### Chromatography the way it should always be



Chromatography with (red) and without sequential suppression (blue)

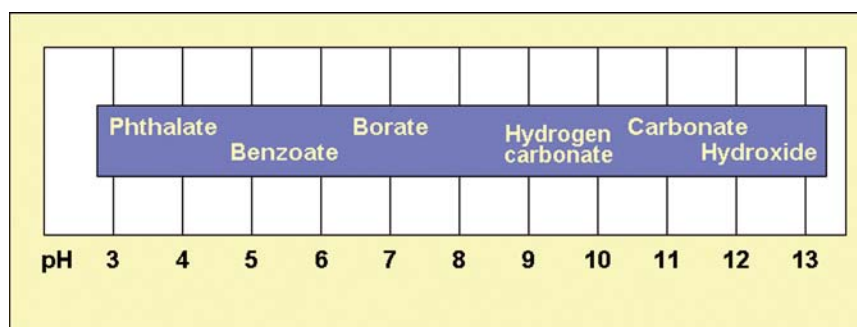
- Extremely low background conductivity
- Very small injection peak (1)
- Larger peak areas
- Lower detection limits (3)
- Minimized carbonate influence (2)
- No system peak (2)

A unique feature of Metrohm IC is the combination of chemical suppression with the «MSM» (Metrohm Suppressor Module) and CO<sub>2</sub>-suppression using the «MCS» (Metrohm CO<sub>2</sub> Suppressor) for sequential suppression. This technique achieves lowest background conductivities for anion and cation suppression.

## Flexibility in application thanks to free selection of the pH value

Metrohm enables successful working with a large number of eluents. The correct choice of eluent has a decisive influence on the analytics. With Metrohm, there are no limitations and you can use virtually the entire pH range to obtain an optimum separation.

23



pH ranges of various eluents for anion chromatography

## Standards

24

The world of standards is also changing. Today it is the result that matters when it comes to compliance with standards. Which instrument was used to calculate the result is of secondary importance. This was not always the case. The fact that today you have a free choice of analytical instruments is in part due to the commitment of Metrohm application chemists, who have demonstrated to standards committees that new methods can also produce the correct result and therefore meet requirements.

The following standards deal with the determination of anions and cations in water using ion chromatography. The analytical requirements of these standards can be met with Metrohm IC systems. The separation columns with which the standard can be fulfilled are indicated in brackets.

### **EPA 300.1 Part A and Part B**

Determination of inorganic anions in drinking water by ion chromatography. (Metrosep A Supp 7 - 250/4.0; 6.1006.630; see page 70)

### **EPA 314.0**

Determination of perchlorate in drinking water by ion chromatography. (Metrosep Dual 4 - 100/4.6; 6.1016.030; see page 44)

### **EPA 218.7**

Determination of dissolved hexavalent chromium by means of ion chromatography (post-column reaction and VIS detection). (Metrosep A Supp 5 - 150/4.0; 6.1006.520; see page 64)

### **EPA 317.0**

Determination of inorganic oxyhalide disinfection by-products in drinking water using ion chromatography. Trace analysis of bromate by means of post-column reaction – «o-dianisidine method». (Metrosep A Supp 5 - 250/4.0; 6.1006.530; see page 66)

### **EPA 326, DIN EN ISO 11206**

Determination of inorganic oxidation by-products in drinking water using ion chromatography. Trace analysis of bromate by means of post-column reaction and UV detection – «triiodide» method. Improved method without acidification using a suppressor. (Metrosep A Supp 16 - 100/4.0; 6.1031.410; see page 88)

### **EPA 332.0**

Determination of perchlorate in drinking water by ion chromatography with chemical suppression as well as conductivity detection and ESI/MS detection. (Metrosep A Supp 5 - 100/4.0; 6.1006.510; see page 62)

### **DIN 38413-8**

Determination of the dissolved complexing agents nitrotri-acetic acid (NTA), ethylenediaminetetraacetic acid (EDTA), and diethylenetriaminepentaacetic acid (DTPA) by liquid chromatography (LC). (2 x ProntoSil 120-5-C18 AQ - 150/4.0; 6.1008.100; see page 198)

### **DIN EN ISO 14911**

Water quality – Determination of dissolved lithium, sodium, ammonium, potassium, manganese(II), calcium, magnesium, strontium, and barium using ion chromatography – Method for water and wastewater. (Metrosep C 4 - 150/4.0; 6.1050.420; see page 168)

### **DIN EN 13368-1**

Determination of chelating agents in fertilizers by ion chromatography, Part 1: HEDTA, EDTA, DTPA. (Metrosep A Supp 3 - 250/4.6; 6.1005.320; see page 58)

### **DIN 38405-7**

Determination of cyanides in slightly polluted water by ion chromatography or potentiometric titration (Metrosep A Supp 10 - 100/2.0; 6.1020.210; see page 108)



**DIN EN ISO 10304-1**

Water quality – Determination of the dissolved anions fluoride, chloride, nitrite, orthophosphate, bromide, nitrate, and sulfate by liquid chromatography – Part 1: Method for slightly polluted wastewater. (Metrosep Anion Dual 2 - 75/4.6; 6.1006.100, Metrosep A Supp 1 - 250/4.6; 6.1005.300; Metrosep A Supp 5 - 250/4.0; 6.1006.530 or Metrosep A Supp 16 - 150/4.0; 6.1031.420)

**DIN EN ISO 10304-3**

Water quality – determination of dissolved anions by liquid chromatography (LC) – Part 3: Determination of chromate, iodide, sulfite, thiocyanate, and thiosulfate in wastewater. (Metrosep Anion Dual 2 - 75/4.6; 6.1006.100, Metrosep A Supp 1 - 250/4.6; 6.1005.300 or Metrosep A Supp 5 - 150/4.0; 6.1006.520)

**DIN EN ISO 10304-4**

Water quality – Determination of dissolved anions by liquid chromatography (LC) – Part 4: Determination of chlorate, chloride, and chlorite in slightly polluted wastewater. (Metrosep Anion Dual 2 - 75/4.6; 6.1006.100 or Metrosep A Supp 5 - 250; 6.1006.530)

**DIN EN ISO 15061**

Determination of dissolved bromate in water. (Metrosep A Supp 5 - 250/4.0; 6.1006.530 or Metrosep A Supp 7 - 250/4.0; 6.1006.630)

# ABCs of practical work

26

## Bacterial growth

Bacterial growth has a significant negative effect on chromatography and destroys the analytical columns. A large number of chromatographic problems can be traced back to the growth of algae, bacteria, and molds. In order to prevent bacterial growth, eluents, rinsing, and regeneration solutions should always be prepared fresh and not reused after prolonged periods. We recommend that all vessels be thoroughly rinsed with ultrapure and UV-treated water and then rinsed with methanol/water or acetone/water and finally again with water before being refilled. If bacteria or algae should form despite this treatment, then 5% methanol or acetone can be added to the eluent. This is not possible when using membrane suppressors, because these could be destroyed by organic solvents. The «MSM», «MSM-HC», and «MSM-LC» Metrohm Suppressor Modules are 100% solvent-resistant. Methanol should not be used with some cation columns.

## Cation analyses

For all analyses we recommend that the samples be acidified with nitric acid (approximately 100 µL 2 mol/L HNO<sub>3</sub> per 100 mL of sample) (pH 2.5 - 3.5), otherwise divalent cation results may be overestimated depending on the age of the injection loop.

## Chemical stress

Although many separation phases cover a wide pH range in terms of specification, this does not mean that they are chemically inert. Separation columns achieve their longest service life under constant chemical conditions. A column must never be allowed to dry out and must always be kept well-sealed.

## CO<sub>2</sub>

Carbon dioxide from air affect alkaline eluents. To avoid this, the eluent bottle should always be furnished with a CO<sub>2</sub> adsorber material («soda lime»). Eluents with a weak buffer capacity must also be protected against CO<sub>2</sub>.

## Degassing the eluent

In order to prevent bubble formation, we recommended to use the Eluent Degasser in the IC instrument. Alternatively this is done by applying a vacuum created by a water-jet pump or vacuum pump for approximately 10 minutes or by means of an ultrasonic bath.

## Eluent bottles

Eluents are positioned in special eluent bottles, usually directly on the IC system. To prevent moisture and carbon dioxide from being absorbed by the eluent, the bottles are equipped with a drying tube which normally has a molecular sieve and is filled with soda lime (as a weak CO<sub>2</sub> adsorber material) for sodium hydroxide and carbonate eluents.

## Environmental protection

A great advantage of ion chromatography is that most work is carried out with aqueous media. The chemicals used in ion chromatography are therefore as non-toxic as possible and do not pollute the environment. Nevertheless, when work is carried out with acids, bases, organic solvents, or heavy metal standards, they must be disposed of properly after use.

## Filter

If problems occur with IC systems, they are usually due to particles introduced by bacterial growth, unfiltered eluents, by the sample or by rinsing and regeneration solutions. This risk can be reduced to an absolute minimum by using an aspiration filter (6.2821.090), inline filter (6.2821.120), and guard columns (starting on page 200). The filters are part of the basic equipment of the Metrohm ion chromatographs and are included in the scope of delivery. We strongly recommend their use. Care should be taken to ensure that the filters are replaced regularly.

## Filtration of the eluent

All eluents should be microfiltered (0.45 µm) immediately before being used.

## Fun

Ion chromatography should be fun and not get on your nerves. Metrohm does everything it can to ensure that your IC systems work reliably with a minimum of upkeep, maintenance, and cost. Metrosep separation columns stand for quality, long lifetime, and outstanding results.

## Guard columns (precolumns)

Guard columns (starting on page 200) are used to protect the valuable separation columns. We strongly recommend their use. As a rule they contain the same stationary phase as the separation column, although in a

considerably smaller quantity to avoid influencing the chromatography. Guard columns eliminate critical contaminations which might react with the column material and they effectively eliminate particles and bacterial contamination. Guard columns need to be replaced if

- the backpressure in the system rises
- the chromatography gets worse

It is recommended to use 3...4 guard columns during the lifetime of an analytical column. Guard columns are available for all Metrosep separation columns.

#### Long-term storage of the ion chromatograph

If the ion chromatograph will not be used for a prolonged period (>1 week), then the separation column should be removed and sealed with the stoppers provided. The ion chromatograph should be rinsed with methanol/water (1:4). Care should be taken to ensure that all three chambers of the suppressor are rinsed during this process. The separation column should be stored in the medium listed on the column data sheet, optimally between 4 and 8 °C. When the instrument is restarted, rinse the system with fresh eluent before installing the separation column and bring it up to room temperature.

#### Particles

All solutions, samples, regeneration solutions, the water and the eluents should be free of particles because they may clog the separation columns over time (increase in column pressure). This must be taken into account particularly when eluents are being produced, because eluents flow continuously through the column (500...1000 mL per working day in contrast to approximately 0.5 mL of sample solution). The sample can be filtered or dialyzed fully automatically with the «MISP» Metrohm Inline Sample Preparation systems.

#### Pulsation absorber

We recommend the use of a pulsation absorber (6.2620.150). In particular, polymethacrylate and polyvinyl alcohol columns should be protected against brief pressure surges which inevitably occur when the valves are switched. This protection is ensured when a pulsation absorber is used.

#### Quality of chemicals

All chemicals should be at least of p.a. or puriss. quality. The standards must be specially suited to ion chromatography.

#### Regeneration of separation columns

As a rule, if separation columns are operated with clean eluents and charged with particle-free samples, then a very long lifetime is guaranteed. A regeneration of the column is then not necessary and is also no longer possible after a large number of injections. Nevertheless, if the pressure in the column should rise unexpectedly or the separating efficiency decrease, then the regeneration steps which are indicated for each separation column can be carried out. In general, it must be noted that the regeneration takes place outside the analytical line. This means that the separation column is connected directly to the pump and the regeneration solution feeds through the column directly into the waste vessel. Before the separation column is reinstalled, it should be rinsed sufficiently – for 30 minutes at standard flow – with fresh eluent.

#### Sample-preparation cartridges

Sample-preparation cartridges are used for the preparation of critical samples which cannot be injected directly on the separation columns. Thus, for example, sample-preparation cartridges remove organic contamination or neutralize strongly alkaline or acidic samples. Sample-preparation cartridges are consumable materials which, as a rule, cannot be regenerated. They do not replace the guard column (precolumn), which should always be used with each separation column. «MISP» (Metrohm Inline Sample Preparation) offers an alternative to sample cartridges, e.g. for the fully automated neutralization of alkaline samples.

#### Water quality

Ion chromatography primarily involves work in aqueous media. Water quality is therefore of decisive importance for obtaining good chromatographic results. If the water quality is unsatisfactory, then the results will certainly be unsatisfactory as well. In addition, there is the risk of damaging instruments and separation columns due to insufficient water quality. The ultrapure water used should have a specific resistance greater than 18 MΩ cm and be particle-free. It is therefore recommended that the water be filtered through a 0.45 µm filter and treated with UV. Modern ultrapure water plants for laboratory use guarantee this water quality (Type I).

## Tips for eluent preparation

28

Please note that the eluents must be degassed once in order to avoid bubble formation during the measurements. Degassing can be carried out fully automatically by the eluent degasser in the IC instrument. Alternatively, the ultrapure water used can already be degassed before the reagents are added.

Excellent water quality (high resistance, absence of particles, and bacteria) is crucial for good ion chromatography (see also the chapter «ABCs of practical work», starting on page 26).

The exact concentration specifications of the recommended standard eluents are listed in the chapter «Separation columns», starting on page 30.



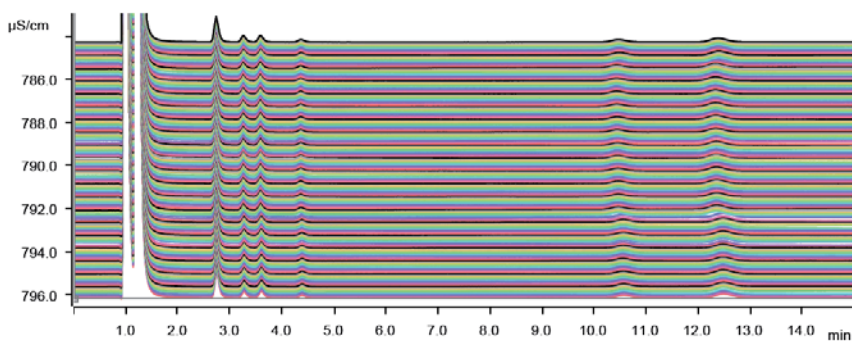
### Inline Eluent Preparation

Inline Eluent Preparation means that eluent is refilled fully automatically while the ion chromatograph is in operation. An eluent concentrate is diluted in portions with ultra pure water for the purpose of producing the required eluent.

For automatic Inline Eluent Preparation, the 940 Professional IC Vario or 930 Compact IC Flex need only be expanded to include an 941 Eluent Production Module.

Tests with repeated injections of 250 µg/L standard solutions over a time period of approximately 20 days have demonstrated outstanding stability with respect to reten-

tion times. After more than 800 sample injections, the relative standard deviations for a series of anions and cations were less than 0.55 and 0.41 percent, respectively. During a test sequence over a 24-hour period, the precision of the retention times for anions and cations were better than 0.09 and 0.08 percent, respectively. In short, this increases the reproducibility of retention times, thus permitting the exact analysis of anions and cations over extended periods, and does so without manual eluent production.



Superimposition of 200 sequential cation chromatograms (250 µg/L of the standard cation)



## Separation columns

31



IC anion-separation columns for analyses without  
chemical suppression

# Hamilton PRP-X100 - 125/4.0 (6.1005.000)

32

The Hamilton PRP-X100 - 125/4.0 IC anion column is a robust separation column based on a polystyrene/divinylbenzene copolymer. It is especially suited for the separation of chloride, nitrate, and sulfate without chemical suppression. Fluoride can also be determined if the cations are first removed with an H<sup>+</sup> cartridge. The Hamilton PRP-X100 - 125/4.0 is also the separation column of choice for the determination of silicate. The column is characterized by a very good price-performance ratio.

**Applications**

- Cl<sup>-</sup>, NO<sub>3</sub><sup>-</sup>, SO<sub>4</sub><sup>2-</sup>
- Difficult matrices, e.g. dyes
- HBO<sub>3</sub><sup>2-</sup>, H<sub>2</sub>SiO<sub>4</sub><sup>2-</sup>

**Technical information**

Substrate	Polystyrene/divinylbenzene copolymer with quaternary ammonium groups
Column dimensions	125 x 4.0 mm
Column body	Stainless steel
Standard flow	2.0 mL/min
Maximum flow	8.0 mL/min
Maximum pressure	34 MPa
Particle size	10 µm
Organic modifier	0...100%
pH range	1...13 (T > 30 °C: 1...8)
Capacity	62 µmol (Cl <sup>-</sup> )

**Eluents**

Phthalic acid eluent (standard eluent)	Phthalic acid	665 mg/2 L	2.0 mmol/L
	Acetone	152 mL/2 L or 200 mL/2 L	7.6% or 10%
	NaOH		pH = 5
Silicate eluent	Sodium hydroxide (c = 10 mol/L)	0.64 mL/2 L	3.2 mmol/L
	Sodium carbonate	106 mg/2 L	0.5 mmol/L

**Care**

**Regeneration**

Rinse the column with 0.5 mol/L tartaric acid or with 60 mmol/L HNO<sub>3</sub> in methanol at a flow rate of 0.5 mL/min for 2 h.

**Storage**

For short periods (days) in the eluent, for longer periods (weeks) in methanol/water (1:4)

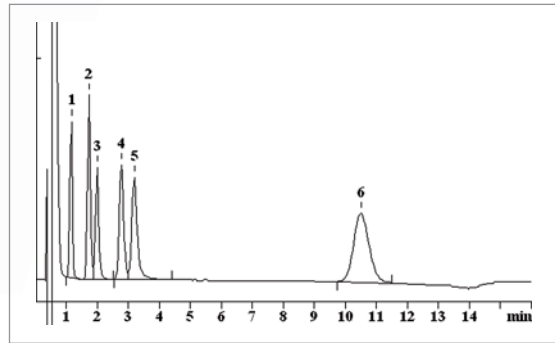
In case of contamination with iron:

Rinse the column overnight with 0.1 mmol/L Na<sub>2</sub>H<sub>2</sub>EDTA at a flow rate of 0.5 mL/min.

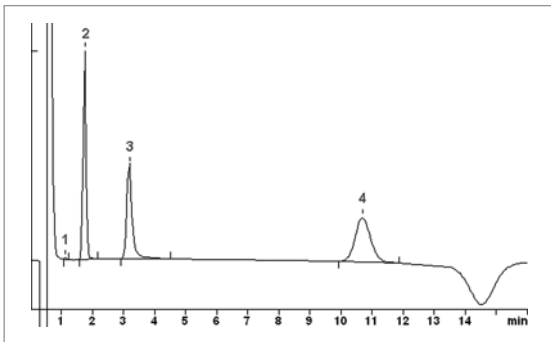




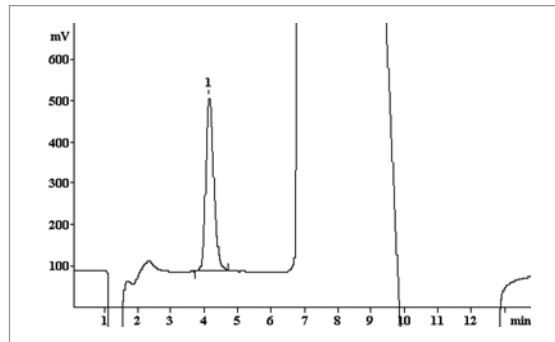
**Chromatograms**



Phthalic acid eluent, standard			Conc. (mg/L)		
1	Fluoride	5.00	4	Bromide	10.00
2	Chloride	5.00	5	Nitrate	10.00
3	Nitrite	5.00	6	Sulfate	10.00



Phthalic acid eluent, drinking water sample			Conc. (mg/L)		
1	Fluoride	0.04	3	Nitrate	10.13
2	Chloride	6.15	4	Sulfate	7.36



Silicate eluent, standard		Conc. (mg/L)	
1	Silicate	5.00	

**Ordering information**

Hamilton PRP-X100 - 125/4.0	6.1005.000
Guard column cartridge for Hamilton PRP-X100	6.1005.020
Guard cartridge holder, 20 mm	6.02821.000

# Hamilton PRP-X100 - 250/4.0 (6.1005.010)

34

The Hamilton PRP-X100 - 250/4.0 IC anion column is a robust separation column based on a polystyrene/divinylbenzene copolymer. It is mainly used with difficult matrices, e.g. dyes.

## Applications

Conductivity detection

- $\text{Cl}^-$ ,  $\text{NO}_3^-$ ,  $\text{SO}_4^{2-}$
- Difficult matrices, e.g. dyes

## Technical information

Substrate	Polystyrene/divinylbenzene copolymer with quaternary ammonium groups
Column dimensions	250 x 4.0 mm
Column body	Stainless steel
Standard flow	2.0 mL/min
Maximum flow	8.0 mL/min
Maximum pressure	34 MPa
Particle size	10 $\mu\text{m}$
Organic modifier	0...100%
pH range	1...13 (T > 30 °C: 1...8)
Capacity	120 $\mu\text{mol}$ ( $\text{Cl}^-$ )

## Eluent

Phthalic acid eluent (standard eluent)	Phthalic acid	665 mg/2 L	2.0 mmol/L
	Acetone	152 mL/2 L or 200 mL/2 L	7.6% or 10%
	NaOH		pH = 5

## Care

### Regeneration

Rinse the column with 0.5 mol/L tartaric acid or with 60 mmol/L  $\text{HNO}_3$  in methanol at a flow rate of 0.5 mL/min for 2 h.

In case of contamination with iron:

Rinse the column overnight with 0.1 mmol/L  $\text{Na}_2\text{H}_2\text{EDTA}$  at a flow rate of 0.5 mL/min.

### Storage

For short periods (days) in the eluent, for longer periods (weeks) in methanol/water (1:4)

**Ordering information**

Hamilton PRP-X100 - 250/4.0

6.1005.010

Guard column cartridge for Hamilton PRP-X100

6.1005.020

Guard cartridge holder, 20 mm

6.02821.000

# Super-Sep - 100/4.6 (6.1009.000)

36

In addition to the analysis of standard anions without chemical suppression, this column can be used for a variety of special applications. The Super-Sep - 100/4.6 IC anion column can be used for successful phosphate detection with alkaline eluent. Formate, acetate, and fluoride can be separated with suitable eluents. Overall, it is a column with very good separation performance.

## Applications

Conductivity detection

- F<sup>-</sup>, acetate
- Difficult matrices
- Special applications, e.g. BF<sub>4</sub><sup>-</sup>

Amperometric detection

- ClO<sub>2</sub><sup>-</sup>, NO<sub>2</sub><sup>-</sup>, S<sub>2</sub>O<sub>3</sub><sup>2-</sup>, SCN<sup>-</sup>, I<sup>-</sup>

## Technical information

Substrate	Polymethacrylate
Column dimensions	100 x 4.6 mm
Column body	Stainless steel
Standard flow	1.5 mL/min
Maximum flow	2.0 mL/min
Maximum pressure	2.5 MPa
Particle size	12 µm
Organic modifier	0...20%
pH range	1...13
Temperature range	20...50 °C
Capacity	32 µmol (Cl <sup>-</sup> )

## Eluent

Phthalic acid eluent (standard eluent)	Phthalic acid Acetonitrile TRIS	831 mg/2 L 100 mL/2 L	2.5 mmol/L 5.0% pH = 4.0
-------------------------------------------	---------------------------------------	--------------------------	--------------------------------

## Care

### Regeneration

Rinse the column with 20% acetonitrile in 0.1 mol/L nitric acid; flow rate 0.3 mL/min for approx. 24 h.

If insufficient:

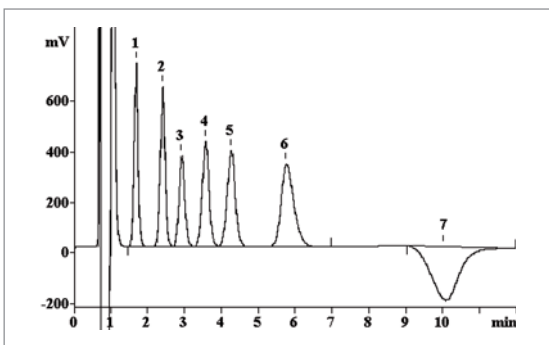
- Metal contaminants: 0.1 mol/L sodium tartrate
- Protein contaminants: 0.1 mol/L sodium hydroxide or 20% acetic acid
- Organic contaminants: 20% acetonitrile in ultrapure water

### Storage

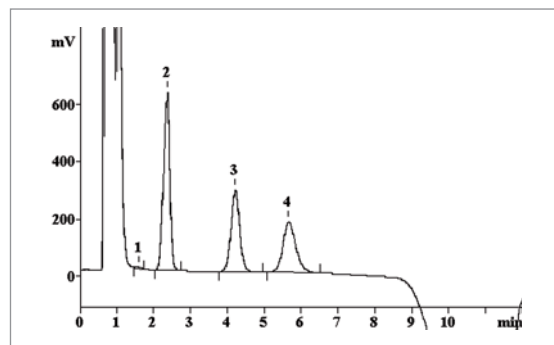
In the eluent



### Chromatograms



Phthalic acid eluent, standard			Conc. (mg/L)		
1	Fluoride	5.00	5	Nitrate	10.00
2	Chloride	5.00	6	Sulfate	10.00
3	Nitrite	5.00	7	System peak	-
4	Bromide	10.00			



Phthalic acid eluent, drinking water sample			Conc. (mg/L)		
1	Fluoride	0.03	4	Sulfate	5.35
2	Chloride	6.43	5	System peak	-
3	Nitrate	7.83			

### Ordering information

Super-Sep - 100/4.6	6.1009.000
Super-Sep Guard/4.6 (no holder required)	6.1009.010



## Separation columns

39



IC anion-separation columns for analyses with or without chemical suppression

# Metrosep Anion Dual 2 - 75/4.6 (6.1006.100)

40

The Metrosep Anion Dual 2 - 75/4.6 column is based on an acrylate polymer. Without chemical suppression, it can be used with conventional phthalic acid eluents and a range of other eluent systems. The benefits of working without chemical suppression (simple analytical method and linear calibration) can thus be taken advantage of.

When used with chemical suppression, the column excels in its outstanding separating efficiency, particularly with respect to early eluting ions (fluoride, acetate, formate). The separation between fluoride and the «water dip» as well as between chloride and nitrite is remarkable.

In order to prolong the lifetime of the column even further, we recommend the use of the Metrosep RP 2 Guard/3.5 (6.1011.030).

## Applications

Conductivity detection without chemical suppression

- Difficult separation problems
- Difficult matrices
- F<sup>-</sup>

Conductivity detection with chemical suppression

- Standard anions
- F<sup>-</sup>, formate, acetate, Cl<sup>-</sup>, SO<sub>3</sub><sup>2-</sup>, SO<sub>4</sub><sup>2-</sup>
- Simple matrices
- ClO<sub>2</sub><sup>-</sup>, ClO<sub>3</sub><sup>-</sup>, ClO<sub>4</sub><sup>-</sup>, BrO<sub>3</sub><sup>-</sup>
- Special separation problems

Amperometric detection

- Br<sup>-</sup>, I<sup>-</sup>

## Technical information

Substrate	Polymethacrylate with quaternary ammonium groups
Column dimensions	75 x 4.6 mm
Column body	Stainless steel
Standard flow	0.8 mL/min
Maximum flow	1.2 mL/min
Maximum pressure	7 MPa
Particle size	6 µm
Organic modifier	0...20%
pH range	1...12
Capacity	17 µmol (Cl <sup>-</sup> )

## Eluents

Without chemical suppression

Phthalic acid eluent (standard eluent)	Phthalic acid	1660 mg/2 L	5.0 mmol/L
	Acetonitrile	40 mL/2 L	2%
	NaOH		pH = 4.5

With chemical suppression

Carbonate eluent (standard eluent)	Sodium hydrogen carbonate	336 mg/2 L	2.0 mmol/L
	Sodium carbonate	276 mg/2 L	1.3 mmol/L

## Care

Regeneration

Rinse with 0.1 mol/L HNO<sub>3</sub> at 0.3 mL/min for approx. 2 h, then switch to standard eluent.

Rinse with an eluent containing 100 mmol/L of the respective buffer salt.

Organic contaminants:

Rinse the column with eluent containing organic solvent (max. 20%).

Transition metals:

When using carbonate eluent: Add 0.1 mmol/L dipicolinic acid to the standard carbonate eluent; rinse in the opposite flow direction with this eluent for 3 hours at 0.5 mL/min; then rinse the column again under standard conditions in the flow direction for at least 2 hours.

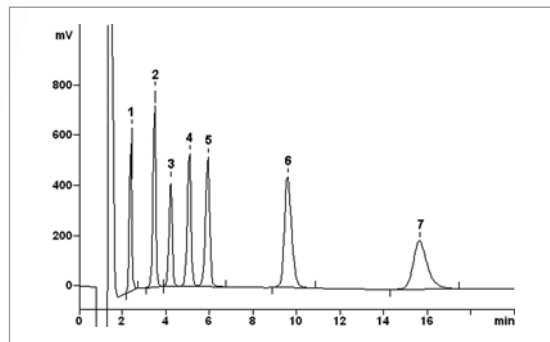
Storage

In the eluent



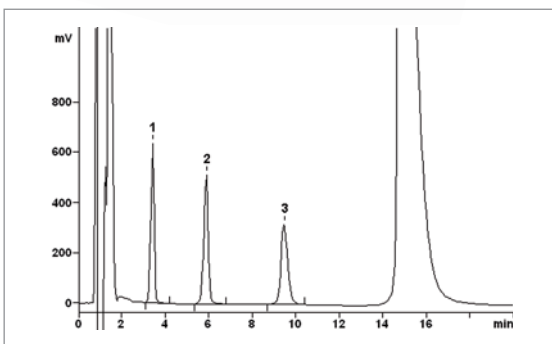


**Chromatograms**



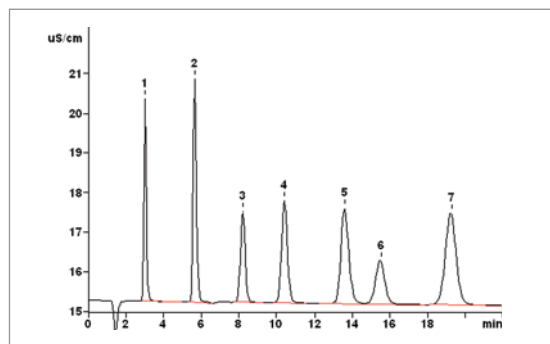
Phthalic acid eluent, standard

	Conc. (mg/L)		Conc. (mg/L)
1 Fluoride	5.00	5 Nitrate	10.00
2 Chloride	5.00	6 Sulfate	10.00
3 Nitrite	5.00	7 System peak	-
4 Bromide	10.00		



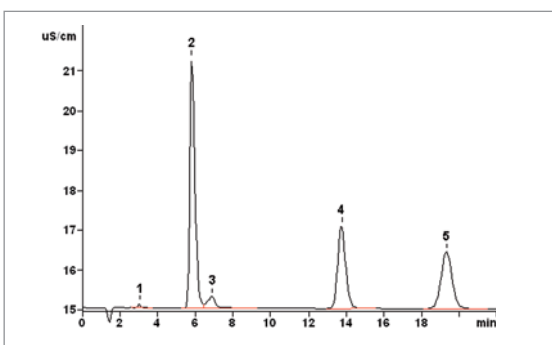
Phthalic acid eluent, drinking water

	Conc. (mg/L)		Conc. (mg/L)
1 Chloride	5.23	3 Sulfate	6.94
2 Nitrate	10.32	4 System peak	-



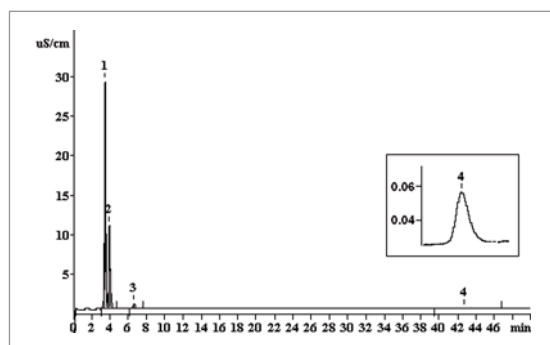
Carbonate eluent, standard

	Conc. (mg/L)		Conc. (mg/L)
1 Fluoride	5.00	5 Nitrate	10.00
2 Chloride	5.00	6 Phosphate	10.00
3 Nitrite	10.00	7 Sulfate	10.00
4 Bromide	10.00		



Carbonate eluent, drinking water

	Conc. (mg/L)		Conc. (mg/L)
1 Fluoride	0.05	4 Nitrate	10.06
2 Chloride	4.73	5 Sulfate	6.20
3 System peak	-		



Carbonate eluent, standard

	Conc. (mg/L)		Conc. (mg/L)
1 Chlorite, ClO <sub>2</sub> <sup>-</sup>	40.00	3 Chlorate, ClO <sub>3</sub> <sup>-</sup>	2.00
2 Chloride, Cl <sup>-</sup>	4.00	4 Perchlorate, ClO <sub>4</sub> <sup>-</sup>	1.00

**Ordering information**

Metrosep Anion Dual 2 - 75/4.6	6.1006.100
Metrosep RP 2 Guard/3.5	6.1011.030
Replacement filters for RP 2 Guard/3.5 (10 pcs.)	6.1011.130

# Metrosep Anion Dual 3 - 100/4.0 (6.1006.120)

42

The Metrosep Anion Dual 3 - 100/4.0 made of PEEK is particularly suitable for biological samples. It can be used to solve separation problems both with and without chemical suppression. Its performance profile is identical to that of the Metrosep Anion Dual 2 - 75/4.6. This means that early eluting ions are separated very well and that oxohalides can be determined very efficiently. The Metrosep Anion Dual 3 - 100/4.0 can also be used for samples with high chloride but low nitrite contents.

When working with amperometric detection, the Metrosep Anion Dual 3 - 100/4.0 can be used for the determination of bromide and iodide.

In order to prolong the lifetime of the column, we recommend the use of the Metrosep RP 2 Guard/3.5 (6.1011.030).

## Applications

Conductivity detection without chemical suppression

- Difficult separation problems
- Difficult matrices
- F<sup>-</sup>

Conductivity detection with chemical suppression

- Standard anions
- F<sup>-</sup>, formate, acetate, Cl<sup>-</sup>, SO<sub>3</sub><sup>2-</sup>, SO<sub>4</sub><sup>2-</sup>
- Simple matrices
- ClO<sub>2</sub><sup>-</sup>, ClO<sub>3</sub><sup>-</sup>, ClO<sub>4</sub><sup>-</sup>, BrO<sub>3</sub><sup>-</sup>
- Special separation problems

Amperometric detection

- Br<sup>-</sup>, I<sup>-</sup>

## Technical information

Substrate	Polymethacrylate with quaternary ammonium groups
Column dimensions	100 x 4.0 mm
Column body	PEEK
Standard flow	0.8 mL/min
Maximum flow	1.2 mL/min
Maximum pressure	7 MPa
Particle size	6 µm
Organic modifier	0...20%
pH range	1...12
Capacity	14 µmol (Cl <sup>-</sup> )

## Eluents

Without chemical suppression

Phthalic acid eluent (standard eluent)	Phthalic acid	1660 mg/2 L	5.0 mmol/L
	Acetonitrile	40 mL/2 L	2%
	NaOH		pH = 4.5

With chemical suppression

Carbonate eluent (standard eluent)	Sodium hydrogen carbonate	336 mg/2 L	2.0 mmol/L
	Sodium carbonate	276 mg/2 L	1.3 mmol/L

## Care

Regeneration

Rinse with 0.1 mol/L HNO<sub>3</sub> at 0.3 mL/min for approx. 2 h, then switch to standard eluent.

Rinse with an eluent containing 100 mmol/L of the respective buffer salt.

Organic contaminants:

Rinse the column with eluent containing organic solvent (max. 20%).

Transition metals:

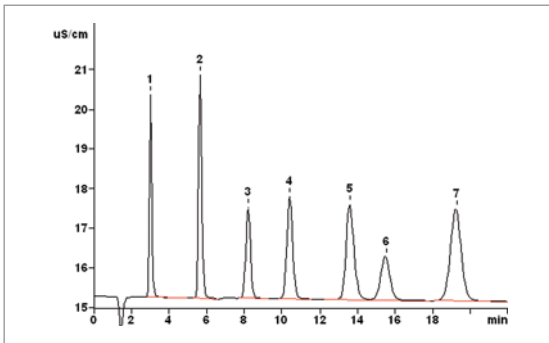
When using carbonate eluent: Add 0.1 mmol/L dipicolinic acid to the standard carbonate eluent; rinse in the opposite flow direction with this eluent for 3 hours at 0.5 mL/min; then rinse the column again under standard conditions in the flow direction for at least 2 hours.

Storage

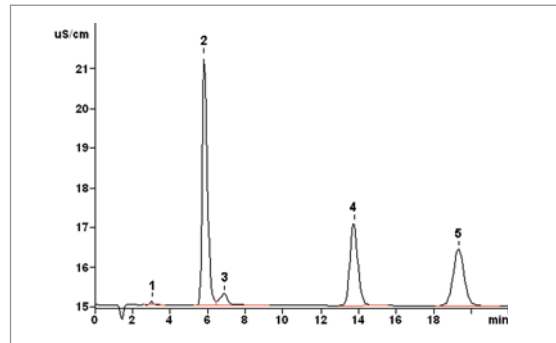
In the eluent



**Chromatograms**



Carbonate eluent, standard			Conc. (mg/L)		
1	Fluoride	5.00	5	Nitrate	10.00
2	Chloride	5.00	6	Phosphate	10.00
3	Nitrite	5.00	7	Sulfate	10.00
4	Bromide	10.00			



Carbonate eluent, drinking water			Conc. (mg/L)		
1	Fluoride	0.05	4	Nitrate	10.06
2	Chloride	4.73	5	Sulfate	6.20
3	System peak	-			

**Ordering information**

Metrossep Anion Dual 3 - 100/4.0	6.1006.120
Metrossep RP 2 Guard/3.5	6.1011.030
Replacement filters for RP 2 Guard/3.5 (10 pcs.)	6.1011.130

# Metrosep Dual 4 - 100/4.6 (6.1016.030)

44

The Metrosep Dual 4 separation columns are based on a functionalized Monolith based on silica gel. The Monolith permits an eluent flow of up to 5 mL/min. Despite the high flow, the column is characterized by low backpressure. In contrast to traditional materials, the Monolith has a much larger surface due to its structure of macropores and mesopores. This contributes to the high column capacity with simultaneously very low dead volume.

The Metrosep Dual 4 - 100/4.6 is suitable for a great number of applications. All standard anions can thus be separated in less than nine minutes. The high column capacity makes it largely insensitive to matrix influences. Even in a matrix of 3 g/L chloride, carbonate and sulfate, 0.5 µg/L perchlorate can be detected. The column is therefore used in perchlorate analysis in accordance with EPA standard 314.

The column can be used with or without chemical suppression. When p-cyanophenol is used as the eluent, it is recommended that the Metrosep RP Trap 1 - 50/4.0 (6.1014.100) be installed between pulsation absorber and injection valve.

## Applications

- Rapid separations
- Complex sample matrices
- EPA 314
- Detection of perchlorate

## Technical information

Substrate	Monolithic silica gel
Column dimensions	100 x 4.6 mm
Column body	PEEK
Standard flow	2.0 mL/min
Maximum flow	5.0 mL/min
Maximum pressure	20 MPa
Particle size	Monolith with 2 µm macropores and 13 nm mesopores
Organic modifier	0...5% (methanol or acetonitrile only)
pH range	2...8
Capacity	74 µmol (Cl <sup>-</sup> )

## Eluent

p-cyanophenol eluent (standard eluent)	p-cyanophenol KOH	2859 mg/2 L	12.0 mmol/L pH = 7.4 ± 0.1
----------------------------------------	----------------------	-------------	-------------------------------

## Care

### Preparation

Rinse the column with eluent for 0.5...1 h.

### Storage

In the eluent

### Regeneration

Rinse the column with a maximum of 5% acetonitrile at a flow rate of 0.5 mL/min for 30 min.



# Metrosep A Supp 4 - 250/4.0 (6.1006.430)

46

The Metrosep A Supp 4 - 250/4.0 is an extremely robust column with very good separation properties. The separation phase is comprised of polyvinyl alcohol particles with quaternary ammonium groups and a diameter of 9 µm. This structure guarantees great stability and a greater tolerance to very small particles which could pass through the integrated filter plate. The Metrosep A Supp 4 - 250/4.0 has a medium ion-exchange capacity; sulfate elutes after 12.5 minutes. The number of plates which can be achieved with this separation column is higher than those on the Metrosep Anion Dual 2 - 75/4.6. The A Supp 4 - 250/4.0 is particularly suitable for all routine tasks in water analysis. Its universal applicability makes it the standard column for the 883 Basic IC plus.

To protect the IC separation column – even though it is not particularly sensitive to contaminants – we recommend the use of the Metrosep A Supp 4/5 Guard/4.0 or the A Supp 4/5 S-Guard/4.0.

- Applications**
- Standard anions
  - Water analysis
  - Difficult matrices
  - Critical samples
  - Iodide

**Technical information**

Substrate	Polyvinyl alcohol with quaternary ammonium groups
Column dimensions	250 x 4.0 mm
Column body	PEEK
Standard flow	1.0 mL/min
Maximum flow	2.0 mL/min
Maximum pressure	12 MPa
Particle size	9 µm
Organic modifier	0...100% (particularly acetone, acetonitrile, methanol)
pH range	3...12
Temperature range	20...60 °C
Capacity	37 µmol (Cl <sup>-</sup> )

**Eluent**

Without chemical suppression

Phthalic acid eluent (standard eluent)	Phthalic acid	1660 mg/2 L	5.0 mmol/L
	Acetone	40 mL/2 L	2.0%
	TRIS		pH = 4.4

With chemical suppression

Carbonate eluent (standard eluent)	Sodium hydrogen carbonate	286 mg/2 L	1.7 mmol/L
	Sodium carbonate	382 mg/2 L	1.8 mmol/L
Carbonate eluent, mod.	Sodium hydrogen carbonate	672 mg/2 L	4.0 mmol/L
	Sodium carbonate	212 mg/2 L	1.0 mmol/L

**Care**

Regeneration

Contamination with hydrophilic ions:

- Rinse with ultrapure water (15 min at 0.5 mL/min)
- Rinse with 10x concentrated eluent (60 min at 0.5 mL/min)
- Rinse with ultrapure water (15 min at 0.5 mL/min)
- Rinse with eluent (60 min at 0.5 mL/min)

Contamination with lipophilic ions:

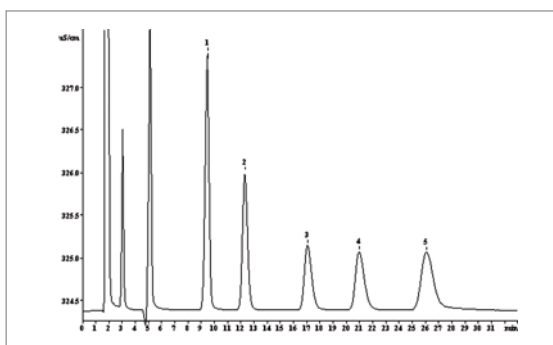
- Rinse with ultrapure water (15 min at 0.5 mL/min)
- Rinse with 5% acetonitrile (10 min at 0.5 mL/min)
- Rinse with 100% acetonitrile (60 min at 0.5 mL/min)
- Rinse with 50% acetonitrile (10 min at 0.5 mL/min)
- Rinse with ultrapure water (30 min at 0.5 mL/min)
- Rinse with eluent (60 min at 0.5 mL/min)

Storage

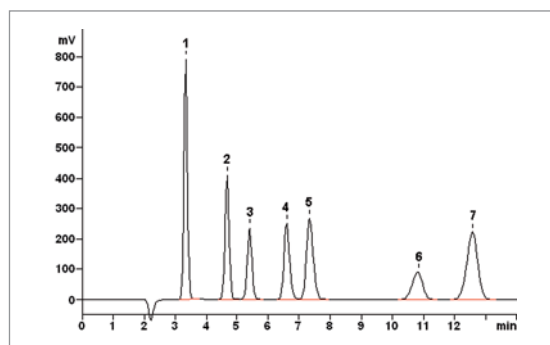
In the eluent



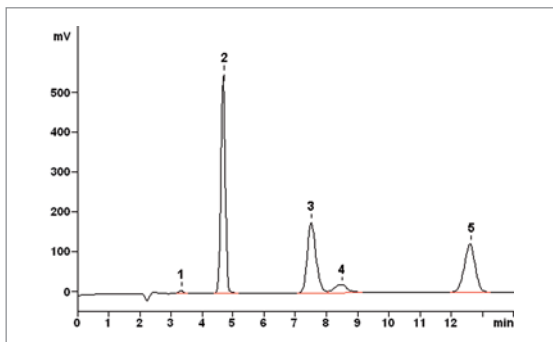
### Chromatograms



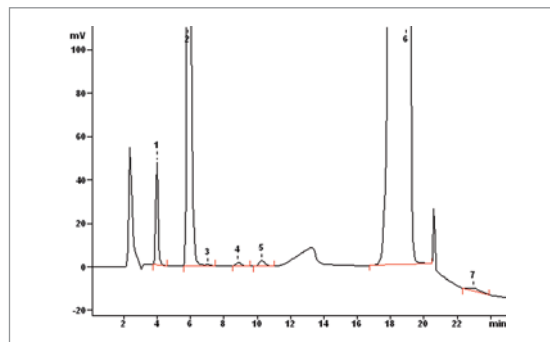
Phthalic acid eluent, standard			Conc. (mg/L)		
1	Chloride	25.0	4	Nitrate	25.0
2	Nitrite	25.0	5	Sulfate	25.0
3	Bromide	25.0			



Carbonate eluent, standard			Conc. (mg/L)		
1	Fluoride	5.00	5	Nitrate	10.00
2	Chloride	5.00	6	Phosphate	10.00
3	Nitrite	5.00	7	Sulfate	10.00
4	Bromide	10.00			



Carbonate eluent, drinking water			Conc. (mg/L)		
1	Fluoride	0.04	4	System peak	–
2	Chloride	5.25	5	Sulfate	6.90
3	Nitrate	10.36			



Carbonate eluent, mod., mineral water			Conc. (mg/L)		
1	Fluoride	0.685	5	Nitrate	0.267
2	Chloride	17.43	6	Sulfate	121.0
3	Nitrite	0.037	7	Iodide	0.034
4	Bromide	0.181			

### Ordering information

Metrosep A Supp 4 - 250/4.0	6.1006.430
Metrosep A Supp 4/5 Guard/4.0	6.1006.500
Metrosep A Supp 4/5 S-Guard/4.0	6.1006.540





## Separation columns

49



IC anion-separation columns for analyses with  
chemical suppression

# Phenomenex Star-Ion A300™ - 100/4.6 (6.1005.100)

50

The Star-Ion A300™ - 100/4.6 IC anion column's separation properties are based on the use of styrene-divinylbenzene resin. The separation between the «water dip» and chloride is not as sharp as with acrylate-based and vinyl alcohol-based columns. The Star-Ion A300™ - 100/4.6 features lower separation efficiency in the fluoride range. This column nevertheless excels in its extremely short analysis times.

Standard anions can be determined in less than 8 minutes. Moreover, this column can be used to determine fluoride in the ppm range in the presence of very large amounts of lactate (Application Note S-37).

The system peak and high carbonate concentrations interfere with the integration of the chloride peak. It is therefore recommended that the «MCS» (Metrohm CO<sub>2</sub> Suppressor) be used.

## Applications

- Rapid separation of standard anions
- Fluoride in addition to an excess of lactate
- Chromate

## Technical information

Substrate	Polystyrene/divinylbenzene copolymer with quaternary ammonium groups
Column dimensions	100 x 4.6 mm
Column body	PEEK
Standard flow	1.5 mL/min
Maximum flow	2.0 mL/min
Maximum pressure	7 MPa
Particle size	7 µm
Organic modifier	0%
pH range	1...12
Capacity	21 µmol (Cl <sup>-</sup> )

## Eluents

Carbonate eluent (standard eluent)	Sodium hydrogen carbonate	286 mg/2 L	1.7 mmol/L
	Sodium carbonate	382 mg/2 L	1.8 mmol/L
Carbonate eluent (modified)	Sodium hydrogen carbonate	841 mg/2 L	5.0 mmol/L
	Sodium carbonate	743 mg/2 L	3.5 mmol/L

## Care

### Regeneration

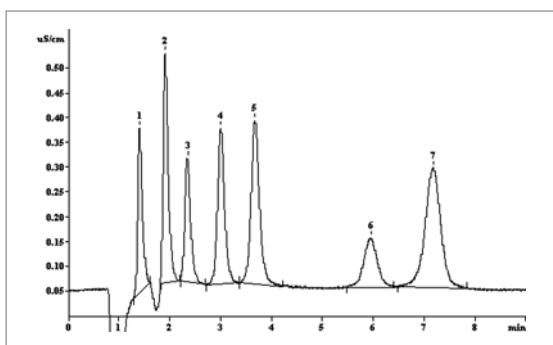
Rinse for 30 min at 1.0 mL/min with a solution containing 18 mmol/L Na<sub>2</sub>CO<sub>3</sub> (1908 mg) and 17 mmol/L NaHCO<sub>3</sub> (1428 mg).

### Storage

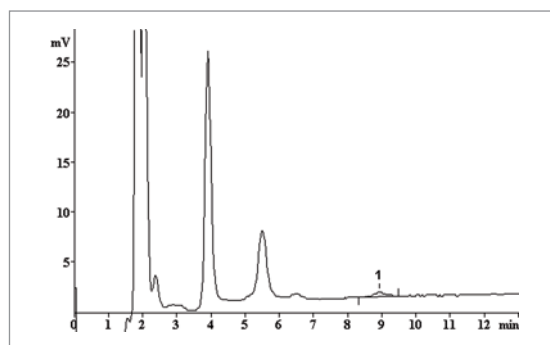
In the eluent



### Chromatograms



Carbonate eluent, standard			Conc. (mg/L)		
1	Fluoride	0.20	5	Nitrate	1.00
2	Chloride	0.50	6	Phosphate	1.00
3	Nitrite	0.50	7	Sulfate	1.00
4	Bromide	1.00			



Carbonate eluent, modified, dye, Dil. 1:100			Conc. (mg/L)		
1	Chromate (VI)	3.24			

### Ordering information

Phenomenex Star-Ion A300™ - 100/4.6	6.1005.100
Metrosep RP 2 Guard/3.5	6.1011.030
Replacement filters for RP 2 Guard/3.5 (10 pcs.)	6.1011.130

# Phenomenex Star-Ion A300™ HC - 100/10.0 (6.1005.110)

52

The high-capacity version of the Star-Ion A300™ IC anion column is particularly suitable for the direct determination of bromate in the µg/L range. With post-column reaction and UV detection, bromate can be determined with certainty, even in the ng/L range in accordance with EPA 326 or DIN EN ISO 11206, respectively.

Thanks to its high capacity, sample preparation can frequently be eliminated. Using the standard carbonate eluent chloride elutes before bromate on the Phenomenex Star-Ion A300™ HC - 100/10.0. The system peak and high carbonate concentrations interfere with the integration of the chloride peak. It is therefore recommended that the «MCS» (Metrohm CO<sub>2</sub> Suppressor) be used.

## Applications

- Standard anions
- BrO<sub>3</sub><sup>-</sup> for samples with high ionic strength

## Technical information

Substrate	Polystyrene/divinylbenzene copolymer with quaternary ammonium groups
Column dimensions	100 x 10.0 mm
Column body	PEEK (steel jacket)
Standard flow	3.0 mL/min
Maximum flow	5.0 mL/min
Maximum pressure	7 MPa
Particle size	7 µm
Organic modifier	0%
pH range	1...12
Capacity	94 µmol (Cl <sup>-</sup> )

## Eluents

Carbonate eluent (standard eluent)	Sodium hydrogen carbonate	286 mg/2 L	1.7 mmol/L
	Sodium carbonate	382 mg/2 L	1.8 mmol/L
Bromate eluent	Sulfuric acid (c = 1 mol/L)	200 mL/2 L	100 mmol/L
	Ammonium heptamolybdate (NH <sub>4</sub> ) <sub>6</sub> Mo <sub>7</sub> O <sub>24</sub> · 4 H <sub>2</sub> O (c = 2.0 mmol/L)	19.3 mL/2 L	19.3 µmol/L

## Care

### Regeneration

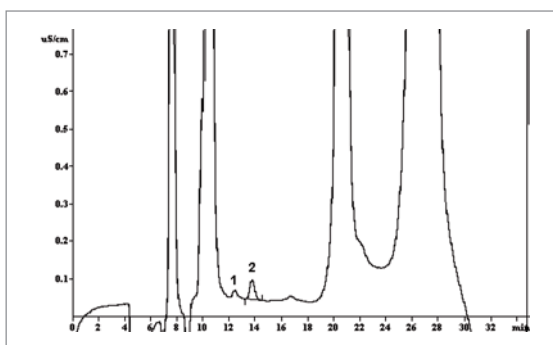
Rinse for 30 min at 1.0 mL/min with a solution containing 18 mmol/L Na<sub>2</sub>CO<sub>3</sub> (1908 mg) and 17 mmol/L NaHCO<sub>3</sub> (1428 mg).

### Storage

In the eluent



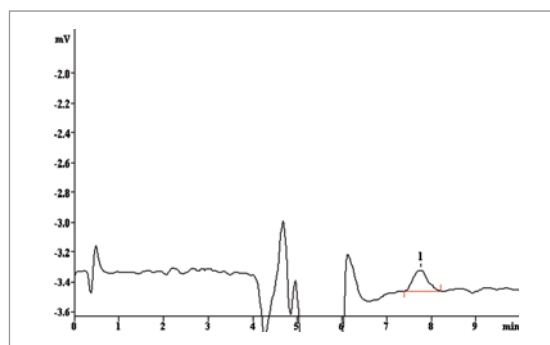
### Chromatograms



Carbonate eluent, mineral water.

Dil. 1:100, Ag<sup>+</sup>, H<sup>+</sup>-cartridge

		Conc. (µg/L)
1	Nitrite	n.q.
2	Bromate	48.0



Bromate eluent, drinking water sample, UV detection

(λ = 352 nm), DIN EN ISO 11206

		Conc. (µg/L)
1	Bromate	0.128

### Ordering information

Phenomenex Star-Ion A300™ HC - 100/10.0

6.1005.110

PEEK pressure screw (long) for the A300 HC

6.2744.090

Metrosep RP 2 Guard/3.5

6.1011.030

Replacement filters for RP 2 Guard/3.5 (10 pcs.)

6.1011.130

# Metrosep A Supp 1 - 250/4.6 (6.1005.300)

54

The Metrosep A Supp 1 - 250/4.6 is a universal anion column which is characterized by medium capacity and special selectivity. With this column it is possible to process samples with great differences in concentration. For example, 4 µg/L of sulfate can be determined in a solution containing 150 g/L sodium chloride. An additional advantage is that bromide elutes after nitrate. Particularly in the area of oxohalide analysis, the A Supp 1 - 250/4.6 excels in its outstanding separation properties. Pressure fluctuations, constantly changing eluents, and large sample through-put do not influence the separating efficiency of this column, even after very long periods. It is the «workhorse» for development and routine laboratories.

## Applications

Conductivity detection

- Great differences in concentration
- High ionic strength
- $\text{ClO}_2^-$ ,  $\text{ClO}_3^-$ ,  $\text{ClO}_4^-$

Amperometric detection

- $\text{CN}^-$
- $\text{S}^{2-}$

## Technical information

Substrate	Polystyrene/divinylbenzene copolymer with quaternary ammonium groups
Column dimensions	250 x 4.6 mm
Column body	PEEK
Standard flow	1.0 mL/min
Maximum flow	2.5 mL/min
Maximum pressure	15 MPa
Particle size	7 µm
Organic modifier	0...100%
pH range	1...13
Capacity	12 µmol (Cl <sup>-</sup> )

## Eluents

Carbonate eluent (standard eluent)	Sodium carbonate	636 mg/2 L	3.0 mmol/L
Sodium hydroxide eluent	Sodium hydroxide (c = 10 mol/L)	20 mL/2 L	100 mmol/L

## Care

### Regeneration

Rinse with 50 mL of a 0.05 mol/L solution of  $\text{Na}_4\text{EDTA}$  at a flow rate of 0.5 mL/min. Then rinse with 0.1 mol/L NaOH at 0.5 mL/min for 1 h.

### Organic contaminants:

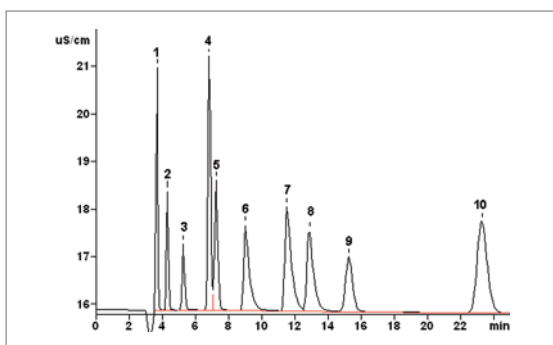
Rinse with 70% methanol at 1.0 mL/min for 12 h. The addition of 1% acetic acid may be useful.

### Storage

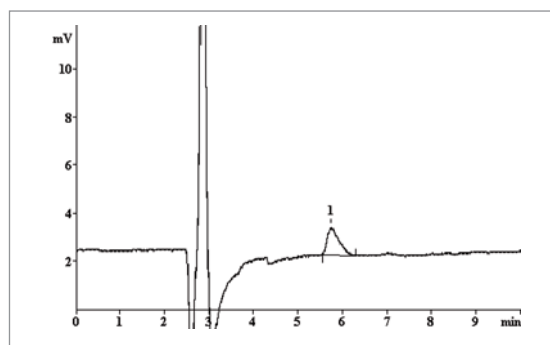
In the eluent. For a longer period (weeks), store the column in a refrigerator at minimum +4 °C.



### Chromatograms



Carbonate eluent, standard			Conc. (mg/L)		
1	Fluoride	2.00	6	Chlorate	10.00
2	Chlorite	5.00	7	Nitrate	10.00
3	Bromate	5.00	8	Bromide	10.00
4	Chloride	5.00	9	Phosphate	10.00
5	Nitrite	5.00	10	Sulfate	10.00



Sodium hydroxide eluent, standard, amperometric detection			Conc. (µg/L)
1	Cyanide	4.0	

### Ordering information

Metrosep A Supp 1 - 250/4.6

6.1005.300

Metrosep A Supp 1 Guard/4.6

6.1005.340

## Metrosep A Supp 1 HS - 50/4.6 (6.1005.350)

56

The Metrosep A Supp 1 HS - 50/4.6 permits the separation of standard anions in a very short time. The Metrosep A Supp 1 HS - 50/4.6 is also the column of choice for the determination of only a few anions in an uncomplicated sample matrix. For example, the analysis of phosphate as well as chloride and sulfate in cola beverages can be carried out in less than three minutes.

### Applications

- $\text{Cl}^-$ ,  $\text{PO}_4^{3-}$ ,  $\text{SO}_4^{2-}$  in cola beverages
- Very rapid separation
- Standard anions in uncomplicated sample matrices

### Technical information

Substrate	Polystyrene/divinylbenzene copolymer with quaternary ammonium groups
Column dimensions	50 x 4.6 mm
Column body	PEEK
Standard flow	1.3 mL/min
Maximum flow	2.5 mL/min
Maximum pressure	4.0 MPa
Particle size	7 $\mu\text{m}$
Organic modifier	0...100%
pH range	1...13
Capacity	3.1 $\mu\text{mol}$ ( $\text{Cl}^-$ )

### Eluents

Carbonate eluent (standard eluent)	Sodium carbonate	636 mg/2 L	3.0 mmol/L
---------------------------------------	------------------	------------	------------

### Care

#### Regeneration

Rinse with 15 mL of a 0.05 mol/L solution of  $\text{Na}_4\text{EDTA}$  at a flow rate of 0.25 mL/min. Then rinse with 0.1 mol/L NaOH at 0.25 mL/min for 1 h.

#### Storage

In the eluent. For a longer period (weeks), store the column in a refrigerator at minimum +4 °C.

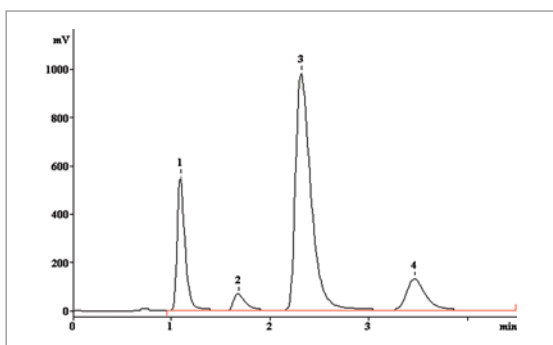
#### Organic contaminants:

Rinse with 70% methanol at 0.4 mL/min for 12 h. The addition of 1% acetic acid may be useful.

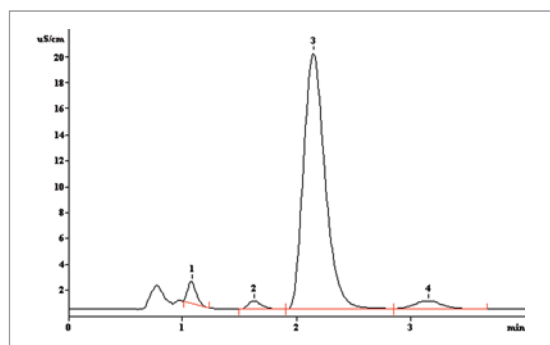




### Chromatograms



Carbonate eluent, standard		Conc. (mg/L)	
1	Chloride	50.0	3 Phosphate 500.0
2	Nitrate	20.0	4 Sulfate 50.0



Carbonate eluent, cola beverage		Conc. (mg/L)	
1	Chloride	5.0	3 Phosphate 496.3
2	Nitrate	8.2	4 Sulfate 10.4

### Ordering information

Metrosep A Supp 1 HS - 50/4.6	6.1005.350
Metrosep RP 2 Guard/3.5	6.1011.030
Replacement filters for RP 2 Guard/3.5 (10 pcs.)	6.1011.130

# Metrosep A Supp 3 - 250/4.6 (6.1005.320)

58

The Metrosep A Supp 3 - 250/4.6 solves separation problems in aqueous and organic media. It can be used reliably with a wide range of eluents – even those with high proportions of organic solvents. With the Metrosep A Supp 3 - 250/4.6, highly demanding samples can be analyzed in routine operation, for example the measurement of biological samples or the determination of inorganic anions in organic matrices. Polyphosphates can be separated effectively with the aid of a sodium hydroxide gradient on the Metrosep A Supp 3 - 250/4.6. In isocratic operation, the column is also suitable for the separation of sulfite, sulfate, and thiosulfate in less than 20 min.

## Applications

- $\text{SCN}^-$ ,  $\text{SO}_3^{2-}$ ,  $\text{SO}_4^{2-}$ ,  $\text{S}_2\text{O}_3^{2-}$
- Polyphosphates
- Organic matrices

## Technical information

Substrate	Polystyrene/divinylbenzene copolymer with quaternary ammonium groups
Column dimensions	250 x 4.6 mm
Column body	PEEK
Standard flow	1.0 mL/min
Maximum flow	1.5 mL/min
Maximum pressure	15 MPa
Particle size	9 µm
Organic modifier	0...100%
pH range	1...13
Capacity	35 µmol (Cl <sup>-</sup> )

## Eluent

Carbonate eluent	Sodium hydrogen carbonate	286 mg/2 L	1.7 mmol/L
(standard eluent)	Sodium carbonate	382 mg/2 L	1.8 mmol/L

## Care

### Regeneration

Rinse with 50 mL of a 0.05 mol/L solution of  $\text{Na}_4\text{EDTA}$  at a flow rate of 0.5 mL/min. Then rinse with 0.1 mol/L NaOH at 0.5 mL/min for 1 h.

### Storage

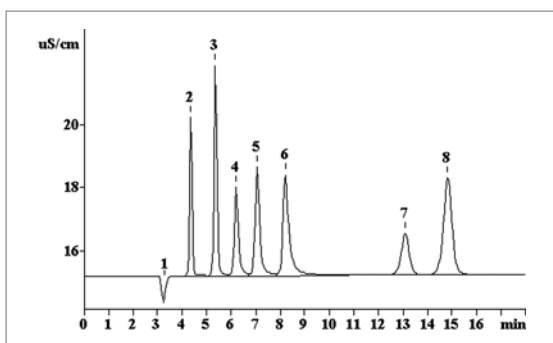
In the eluent. For a longer period (weeks), store the column in a refrigerator at minimum +4 °C.

### Organic contaminants:

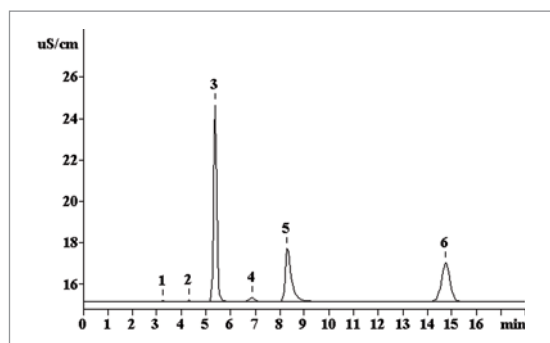
Rinse with 70% methanol at 1.0 mL/min for 12 h. The addition of 1% acetic acid may be useful.



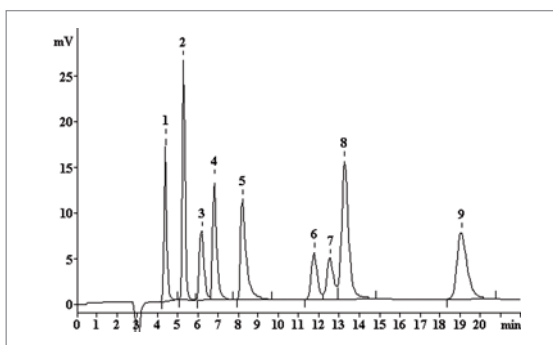
### Chromatograms



Carbonate eluent, standard			Conc. (mg/L)		
1	Injection peak	—	5	Bromide	10.00
2	Fluoride	2.00	6	Nitrate	10.00
3	Chloride	5.00	7	Phosphate	10.00
4	Nitrite	5.00	8	Sulfate	10.00



Carbonate eluent, drinking water			Conc. (mg/L)		
1	Injection peak	—	4	System peak	—
2	Fluoride	0.04	5	Nitrate	10.25
3	Chloride	5.24	6	Sulfate	6.92



Carbonate eluent, standard			Conc. (mg/L)		
1	Fluoride	1.25	6	Phosphate	5.00
2	Chloride	2.50	7	Sulfite	5.00
3	Nitrite	2.50	8	Sulfate	5.00
4	Bromide	5.00	9	Thiosulfate	5.00
5	Nitrate	5.00			

### Ordering information

Metrosep A Supp 3 - 250/4.6	6.1005.320
Metrosep RP 2 Guard/3.5	6.1011.030
Replacement filters for RP 2 Guard/3.5 (10 pcs.)	6.1011.130

# Metrosep A Supp 5 - 50/4.0 (6.1006.550)

60

The Metrosep A Supp 5 - 50/4.0 separates the seven standard anions in less than six minutes. Even fluoride is still separated from the injection peak and can be integrated perfectly. Like all columns in the A-Supp-5 product range, the column, which is based on a polyvinyl alcohol polymer, is characterized by high plate numbers and therefore by outstanding separating efficiency. The Metrosep A Supp 5 - 50/4.0 is the column of choice when simple separation tasks must be solved in a short time – and that without having to sacrifice very low detection limits.

**Applications**

- Rapid separation of standard anions
- Simple sample matrices
- Method development

**Technical information**

Substrate	Polyvinyl alcohol with quaternary ammonium groups
Column dimensions	50 x 4.0 mm
Column body	PEEK
Standard flow	0.7 mL/min
Maximum flow	0.8 mL/min
Maximum pressure	15 MPa
Particle size	5 µm
Organic modifier	0...100%, (particularly acetone, acetonitrile, methanol)
pH range	3...12
Temperature range	20...60 °C
Capacity	18 µmol (Cl)

**Eluent**

Carbonate eluent (standard eluent)	Sodium hydrogen carbonate	168 mg/2 L	1.0 mmol/L
	Sodium carbonate	678 mg/2 L	3.2 mmol/L
Perchlorate eluent	Sodium carbonate	3.178 g/2 L	15.0 mmol/L
	Acetone	200 mL/2 L	10%

**Care**

Regeneration

Contamination with hydrophilic ions:

- Rinse with ultrapure water (25 min at 0.3 mL/min)
- Rinse with 10x concentrated eluent (100 min at 0.3 mL/min)
- Rinse with ultrapure water (25 min at 0.3 mL/min)
- Rinse with eluent (100 min at 0.3 mL/min)

Contamination with lipophilic ions:

- Rinse with ultrapure water (25 min at 0.3 mL/min)
- Rinse with 5% acetonitrile (20 min at 0.3 mL/min)
- Rinse with 100% acetonitrile (60 min at 0.3 mL/min)
- Rinse with 50% acetonitrile (10 min at 0.3 mL/min)
- Rinse with ultrapure water (50 min at 0.3 mL/min)
- Rinse with eluent (100 min at 0.3 mL/min)

With shifted system peak (regeneration method with column oven):

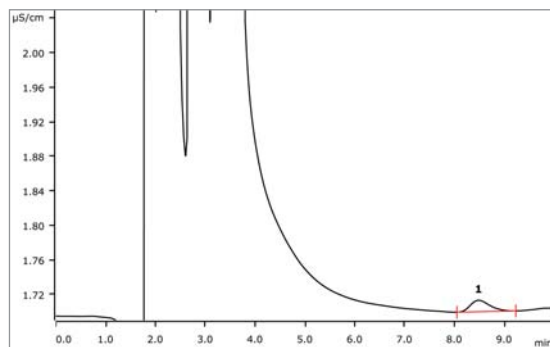
- Rinse with concentrated eluent 1 mol/L Na<sub>2</sub>CO<sub>3</sub> (25 min at 0.4 mL/min)
- Maintain for 10...12 h at 45...50 °C (without rinsing)
- Rinse with standard eluent (at least 40 min at 0.4 mL/min)

Storage

In the eluent



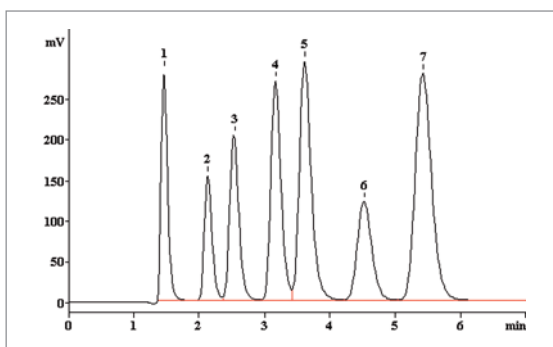
### Chromatograms



Perchlorate eluent, surface water

Conc. (μg/L)

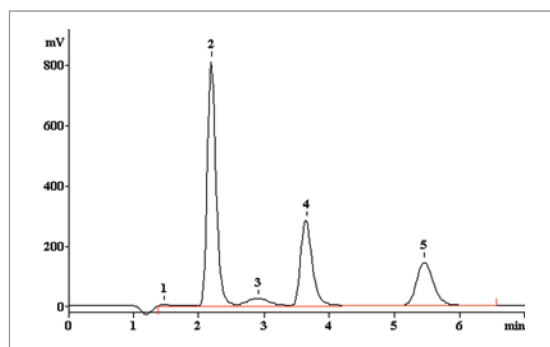
1 Perchlorate 13.4



Carbonate eluent, standard

Conc. (mg/L)

1	Fluoride	2.00	5	Nitrate	10.00
2	Chloride	5.00	6	Phosphate	10.00
3	Nitrite	5.00	7	Sulfate	10.00
4	Bromide	10.00			



Carbonate eluent, drinking water

Conc. (mg/L)

1	Fluoride	0.04	4	Nitrate	10.36
2	Chloride	5.25	5	Sulfate	6.90
3	System peak	-			

### Ordering information

Metrosep A Supp 5 - 50/4.0

6.1006.550

Metrosep A Supp 4/5 Guard/4.0

6.1006.500

Metrosep A Supp 4/5 S-Guard/4.0

6.1006.540

# Metrosep A Supp 5 - 100/4.0 (6.1006.510)

62

The Metrosep A Supp 5 - 100/4.0 allows highly efficient, rapid separations. This property makes the Metrosep A Supp 5 - 100/4.0 the standard column for short analysis times and the determination of late eluting anions (e.g. perchlorate).

## Technical information

Substrate	Polyvinyl alcohol with quaternary ammonium groups
Column dimensions	100 x 4.0 mm
Column body	PEEK
Standard flow	0.7 mL/min
Maximum flow	0.8 mL/min

## Applications

Conductivity detection

- Standard anions
- $F^-$ ,  $Cl^-$ ,  $Br^-$ ,  $I^-$ ,  $ClO_2^-$ ,  $ClO_3^-$ ,  $ClO_4^-$ ,  $BrO_3^-$
- $ClO_4^-$
- Cr(VI) ( $CrO_4^{2-}$ ),  $I^-$
- Method development
- Universal applications
- Determination of phosphate in cola beverages
- Rapid separation

Amperometric detection

- $NO_2^-$ ,  $ClO_2^-$
- $S_2O_3^{2-}$ ,  $SCN^-$ ,  $I^-$

Maximum pressure	15 MPa
Particle size	5 $\mu m$
Organic modifier	0...100%, (particularly acetone, acetonitrile, methanol)
pH range	3...12
Temperature range	20...60 °C
Capacity	32 $\mu mol$ ( $Cl^-$ )

## Eluent

Carbonate eluent (standard eluent)	Sodium hydrogen carbonate	168 mg/2 L	1.0 mmol/L
	Sodium carbonate	678 mg/2 L	3.2 mmol/L
Cola eluent	Sodium hydrogen carbonate	504 mg/2 L	3.0 mmol/L
	Sodium carbonate	1484 mg/2 L	7.0 mmol/L

## Care

Regeneration

Contamination with hydrophilic ions:

- Rinse with ultrapure water (25 min at 0.3 mL/min)
- Rinse with 10x concentrated eluent (100 min at 0.3 mL/min)
- Rinse with ultrapure water (25 min at 0.3 mL/min)
- Rinse with eluent (100 min at 0.3 mL/min)

Contamination with lipophilic ions:

- Rinse with ultrapure water (25 min at 0.3 mL/min)
- Rinse with 5% acetonitrile (20 min at 0.3 mL/min)
- Rinse with 100% acetonitrile (60 min at 0.3 mL/min)
- Rinse with 50% acetonitrile (10 min at 0.3 mL/min)

- Rinse with ultrapure water (50 min at 0.3 mL/min)
- Rinse with eluent (100 min at 0.3 mL/min)

With shifted system peak (regeneration method with column oven):

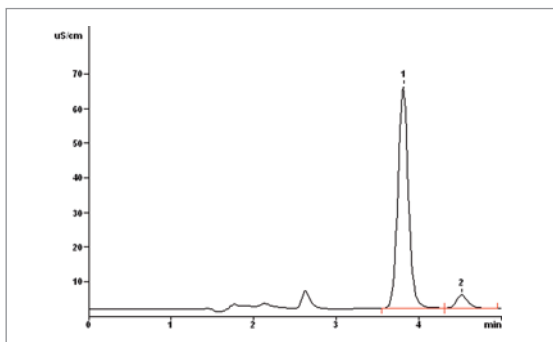
- Rinse with concentrated eluent 1 mol/L  $Na_2CO_3$  (25 min at 0.4 mL/min)
- Maintain for 10...12 h at 45...50 °C (without rinsing)
- Rinse with standard eluent (at least 40 min at 0.4 mL/min)

Storage

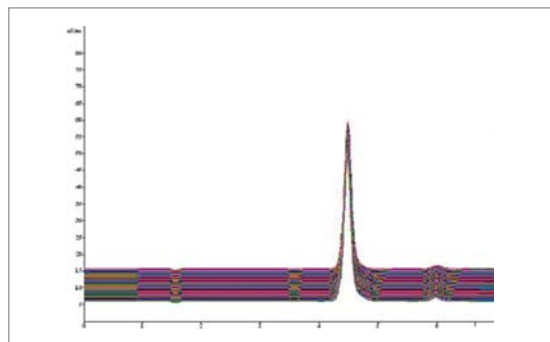
In the eluent



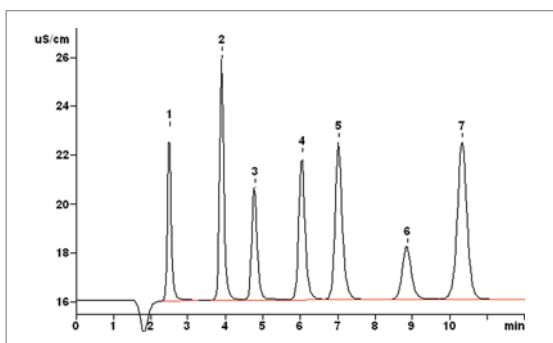
### Chromatograms



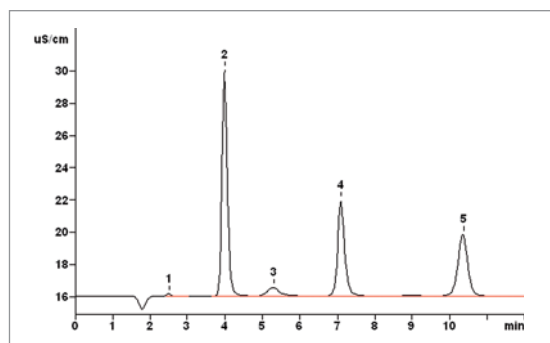
Cola eluent, cola beverage  
 1 Phosphate 532.53 | 2 Sulfate 36.63



RSD retention time < 0.1%      Number of analyses n = 400  
 RSD concentration < 0.2%



Carbonate eluent, standard  
 1 Fluoride 2.00 | 5 Nitrate 10.00  
 2 Chloride 5.00 | 6 Phosphate 10.00  
 3 Nitrite 5.00 | 7 Sulfate 10.00  
 4 Bromide 10.00



Carbonate eluent, drinking water  
 1 Fluoride 0.04 | 4 Nitrate 10.30  
 2 Chloride 5.15 | 5 Sulfate 6.89  
 3 System peak -

### Ordering information

Metrosep A Supp 5 - 100/4.0	6.1006.510
Metrosep A Supp 4/5 Guard/4.0	6.1006.500
Metrosep A Supp 4/5 S-Guard/4.0	6.1006.540
Metrosep A Supp 10 Guard HC/4.0	6.1020.520

# Metrosep A Supp 5 - 150/4.0 (6.1006.520)

64

The 150 mm version of the Metrosep A Supp 5 is characterized by its very good separation properties. High plate numbers and excellent peak symmetries simplify working in the lower µg/L range. The particle size of 5 µm makes a decisive contribution to the separating efficiency of this column. The Metrosep A Supp 5 - 150/4.0 offers the optimum combination of selectivity and capacity, with which even complex separation tasks can be solved within a short time. This characteristic makes the Metrosep A Supp 5 - 150/4.0 one of the best universally applicable standard IC columns.

**Applications**

- Standard anions
- F<sup>-</sup>, Cl<sup>-</sup>, Br<sup>-</sup>, I<sup>-</sup>
- ClO<sub>2</sub><sup>-</sup>, ClO<sub>3</sub><sup>-</sup>, ClO<sub>4</sub><sup>-</sup>, BrO<sub>3</sub><sup>-</sup>
- Cr(VI) (CrO<sub>4</sub><sup>2-</sup>)
- Method development
- Difficult matrices
- Difficult separation problems

**Technical information**

Substrate	Polyvinyl alcohol with quaternary ammonium groups
Column dimensions	150 x 4.0 mm
Column body	PEEK
Standard flow	0.7 mL/min
Maximum flow	0.8 mL/min
Maximum pressure	15 MPa
Particle size	5 µm
Organic modifier	0...100% (particularly acetone, acetonitrile, methanol)
pH range	3...12
Temperature range	20...60 °C
Capacity	52 µmol (Cl <sup>-</sup> )

**Eluents**

Carbonate eluent (standard eluent)	Sodium hydrogen carbonate	168 mg/2 L	1.0 mmol/L
	Sodium carbonate	678 mg/2 L	3.2 mmol/L
Chromate eluent	Sodium hydrogen carbonate	672 mg/2 L	4.0 mmol/L
	Sodium carbonate	2714 mg/2 L	12.8 mmol/L

**Care**

Regeneration

Contamination with hydrophilic ions:

- a) Rinse with ultrapure water (25 min at 0.3 mL/min)
- b) Rinse with 10x concentrated eluent (100 min at 0.3 mL/min)
- c) Rinse with ultrapure water (25 min at 0.3 mL/min)
- d) Rinse with eluent (100 min at 0.3 mL/min)

Contamination with lipophilic ions:

- a) Rinse with ultrapure water (25 min at 0.3 mL/min)
- b) Rinse with 5% acetonitrile (20 min at 0.3 mL/min)
- c) Rinse with 100% acetonitrile (60 min at 0.3 mL/min)
- d) Rinse with 50% acetonitrile (10 min at 0.3 mL/min)

- e) Rinse with ultrapure water (50 min at 0.3 mL/min)
- f) Rinse with eluent (100 min at 0.3 mL/min)

With shifted system peak (regeneration method with column oven):

- a) Rinse with concentrated eluent 1 mol/L Na<sub>2</sub>CO<sub>3</sub> (25 min at 0.4 mL/min)
- b) Maintain for 10...12 h at 45...50 °C (without rinsing)
- c) Rinse with standard eluent (at least 40 min at 0.4 mL/min)

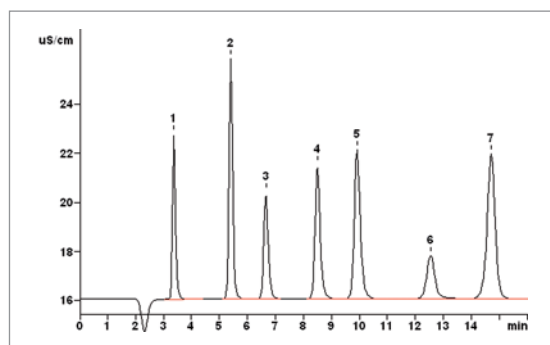
Storage

In the eluent

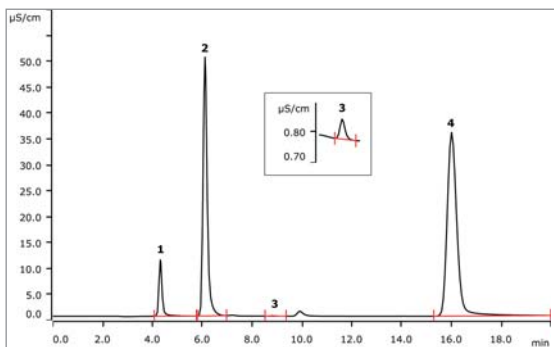




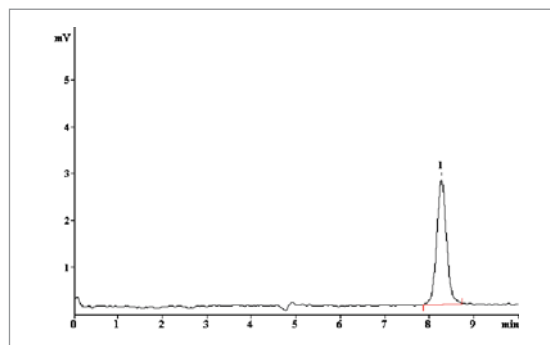
### Chromatograms



Carbonate eluent, standard				Conc. (mg/L)	
1	Fluoride	2.00	5	Nitrate	10.00
2	Chloride	5.00	6	Phosphate	10.00
3	Nitrite	5.00	7	Sulfate	10.00
4	Bromide	10.00			



Carbonate eluent, biomass with combustion IC				Conc. (mg/kg)	
1	Fluoride	276	3	Bromide	14
2	Chloride	2326	4	Sulfate	2262



Chromate eluent, leather extract,			Conc. (µg/L)	
VIS detection ( $\lambda = 540$ nm), dialysis				
1	Chromate	19.0		

### Ordering information

Metrosep A Supp 5 - 150/4.0	6.1006.520
Metrosep A Supp 4/5 Guard/4.0	6.1006.500
Metrosep A Supp 4/5 S-Guard/4.0	6.1006.540

# Metrosep A Supp 5 - 250/4.0 (6.1006.530)

66

The high-performance separation column from Metrohm with an extremely high number of plates for the most demanding separation tasks. Even complex separation problems can be solved easily and reproducibly with the Metrosep A Supp 5 - 250/4.0. The high capacity of the column allows, for example, the detection of 1 µg/L bromate along with 150 mg/L chloride without sample preparation. The range of applications possible with this column far exceeds the detection of standard anions. The Metrosep A Supp 5 - 250/4.0 is the column of choice when it comes to reliable monitoring of the high purity standards in the semiconductor industry or of the boiler feed water of power plants.

## Applications

- Standard anions
- F<sup>-</sup>, Cl<sup>-</sup>, Br<sup>-</sup>, I<sup>-</sup>
- ClO<sub>2</sub><sup>-</sup>, ClO<sub>3</sub><sup>-</sup>, ClO<sub>4</sub><sup>-</sup>, BrO<sub>3</sub><sup>-</sup>
- ClO<sub>4</sub><sup>-</sup> at high ionic strength
- BrO<sub>3</sub><sup>-</sup> at high ionic strength
- Method development
- Universal applications
- Difficult matrices
- Difficult separation problems
- Applications with gradient

## Technical information

Substrate	Polyvinyl alcohol with quaternary ammonium groups
Column dimensions	250 x 4.0 mm
Column body	PEEK
Standard flow	0.7 mL/min
Maximum flow	0.8 mL/min
Maximum pressure	15 MPa
Particle size	5 µm
Organic modifier	0...100% (particularly acetone, acetonitrile, methanol)
pH range	3...12
Temperature range	20...60 °C
Capacity	85 µmol (Cl <sup>-</sup> )

## Eluent

Carbonate eluent	Sodium hydrogen carbonate	168 mg/2 L	1.0 mmol/L
(standard eluent)	Sodium carbonate	678 mg/2 L	3.2 mmol/L

## Care

Regeneration

Contamination with hydrophilic ions:

- Rinse with ultrapure water (25 min at 0.3 mL/min)
- Rinse with 10x concentrated eluent (100 min at 0.3 mL/min)
- Rinse with ultrapure water (25 min at 0.3 mL/min)
- Rinse with eluent (100 min at 0.3 mL/min)

Contamination with lipophilic ions:

- Rinse with ultrapure water (25 min at 0.3 mL/min)
- Rinse with 5% acetonitrile (20 min at 0.3 mL/min)
- Rinse with 100% acetonitrile (60 min at 0.3 mL/min)
- Rinse with 50% acetonitrile (10 min at 0.3 mL/min)

- Rinse with ultrapure water (50 min at 0.3 mL/min)
- Rinse with eluent (100 min at 0.3 mL/min)

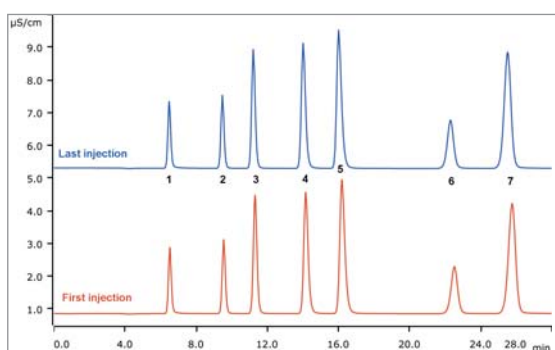
With shifted system peak (regeneration method with column oven):

- Rinse with concentrated eluent 1 mol/L Na<sub>2</sub>CO<sub>3</sub> (25 min at 0.4 mL/min)
- Maintain for 10...12 h at 45...50 °C (without rinsing)
- Rinse with standard eluent (at least 40 min at 0.4 mL/min)

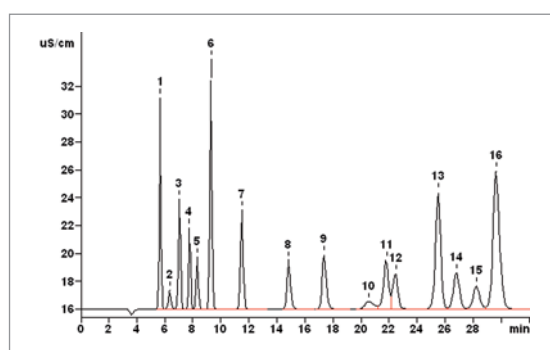
Storage

In the eluent

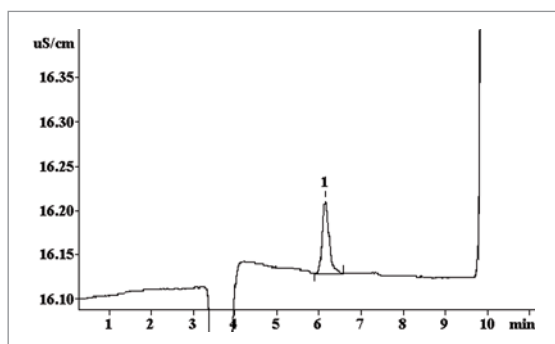
## Chromatograms



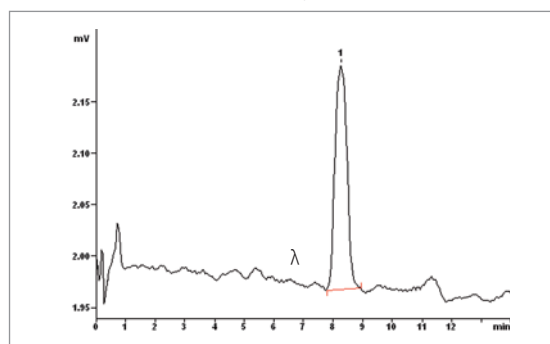
Carbonate eluent, first and last QC standard, 2150 injections		Conc. (mg/L)			
1	Fluoride	1.00	5	Nitrate	10.00
2	Chloride	2.00	6	Phosphate	10.00
3	Nitrite	5.00	7	Sulfate	10.00
4	Bromide	10.00			



Carbonate eluent, standard		Conc. (mg/L)			
1	Fluoride	5.00	9	Nitrate	4.00
2	Acetate	1.00	10	Benzoate	1.00
3	Formate	4.00	11	Phosphate	5.00
4	Chlorite	3.00	12	Selenite	3.00
5	Bromate	2.00	13	Sulfate	10.00
6	Chloride	10.00	14	Succinate	4.00
7	Nitrite	5.00	15	Arsenate	3.00
8	Bromide	3.00	16	Oxalate	15.00



Carbonate eluent, fluoride in HCl (32%) dil. 1:500		Conc. (µg/L)
1	Fluoride	20.0



Carbonate eluent, VIS detection ( $\lambda = 450$ nm), EPA 317.0		Conc. (µg/L)
1	Bromate	10.0

## Ordering information

Metrosep A Supp 5 - 250/4.0	6.1006.530
Metrosep A Supp 4/5 Guard/4.0	6.1006.500
Metrosep A Supp 4/5 S-Guard/4.0	6.1006.540

# Metrosep A Supp 7 - 150/4.0 (6.1006.620)

68

The Metrosep A Supp 7 - 150/4.0 is the shorter A Supp 7 column. It allows similarly complex separation tasks to be solved the same way as with the 250 mm version, with no significant loss in separating efficiency. Chlorite and bromate can thus be easily separated from standard anions with this separation column. With the Metrosep A Supp 7 - 150/4.0, these ions are determined with certainty and precision down to the lower  $\mu\text{g/L}$  range. The high detection sensitivity is achieved through the use of the  $5\ \mu\text{m}$  polyvinyl alcohol polymer, with which extremely high plate numbers and thus outstanding separation and detection properties are achieved. In addition, the separation can be adapted to the specific requirements of the application by modifying the temperature.

## Applications

- Standard anions
- Determination of standard anions and  $\text{ClO}_2^-$ ,  $\text{ClO}_3^-$ ,  $\text{BrO}_3^-$
- Complex separation tasks
- Applications with gradient

## Technical information

Substrate	Polyvinyl alcohol with quaternary ammonium groups
Column dimensions	150 x 4.0 mm
Column body	PEEK
Standard flow	0.7 mL/min
Maximum flow	1.0 mL/min
Maximum pressure	15 MPa
Particle size	5 $\mu\text{m}$
Organic modifier	0...100% (particularly acetone, acetonitrile, methanol)
pH range	3...12
Temperature range	20...60 °C
Capacity	76 $\mu\text{mol}$ ( $\text{Cl}^-$ )

## Eluent

Carbonate eluent  
(standard eluent)

Sodium carbonate

763 mg/2 L

3.6 mmol/L

Column temperature 45 °C

## Care

Regeneration

Contamination with low-valency hydrophilic ions:

- Rinse with ultrapure water (25 min at 0.3 mL/min)
- Rinse with 10x concentrated eluent (100 min at 0.3 mL/min)
- Rinse with ultrapure water (25 min at 0.3 mL/min)
- Rinse with eluent (100 min at 0.3 mL/min)

Contaminations with high-valency hydrophobic ions and organic contaminations:

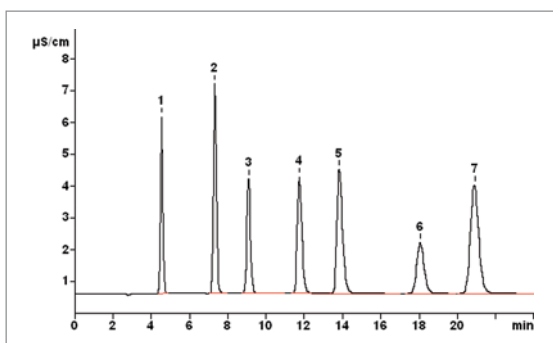
- Rinse with ultrapure water (25 min at 0.3 mL/min)
- Rinse with 100% acetonitrile (20 min at 0.3 mL/min)
- Rinse with ultrapure water (25 min at 0.3 mL/min)
- Rinse with 10x concentrated eluent (100 min at 0.3 mL/min)
- Rinse with ultrapure water (25 min at 0.3 mL/min)
- Rinse with eluent (100 min at 0.3 mL/min)

Storage

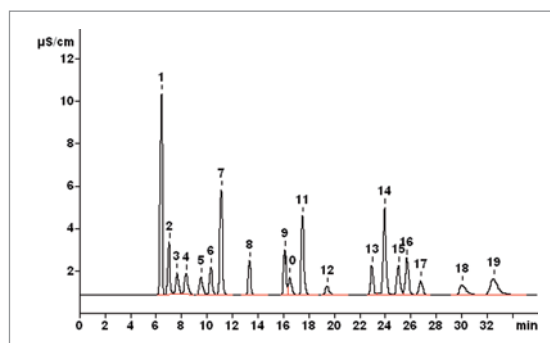
In the eluent at max. 8 °C



### Chromatograms



Carbonate eluent, standard, 45 °C,				Conc. (mg/L)	
1	Fluoride	2.00	5	Nitrate	10.00
2	Chloride	5.00	6	Phosphate	10.00
3	Nitrite	5.00	7	Sulfate	10.00
4	Bromide	10.00			



Gradient: Carbonate eluent 1...6 mmol/L,				standard, 45 °C		Conc. (mg/L)	
1	Fluoride	5.00	11	Nitrate	5.00		
2	Glycolate	5.00	12	Dibromoacetate	5.00		
3	Propionate	5.00	13	Phosphate	5.00		
4	Butyrate	5.00	14	Sulfate	5.00		
5	Methacrylate	5.00	15	Tartrate	5.00		
6	Monochloroacetate	5.00	16	Selenate	5.00		
7	Chloride	5.00	17	Arsenate	5.00		
8	Nitrite	5.00	18	Iodide	5.00		
9	Bromide	5.00	19	Thiosulfate	5.00		
10	Dichloroacetate	5.00					

### Ordering information

Metrosep A Supp 7 - 150/4.0	6.1006.620
Metrosep A Supp 4/5 Guard/4.0	6.1006.500
Metrosep A Supp 4/5 S-Guard/4.0	6.1006.540
Metrosep A Supp 16 Gurad/4.0	6.1031.500
Metrosep A Supp 16 S-Guard/4.0	6.1031.510
Metrosep RP 2 Guard/3.5	6.1011.030
Replacement filters for RP 2 Guard/3.5 (10 pcs.)	6.1011.130

# Metrosep A Supp 7 - 250/4.0 (6.1006.630)



70

Disinfection by products from water purification are suspected carcinogens. Oxohalides have therefore become the subject of many investigations and standards (e.g. EPA 300.1 Part B, EPA 317.0, EPA 326, DIN EN ISO 11206). Of primary concern is bromate, which forms from bromide during the ozonization of drinking water. The Metrosep A Supp 7 - 250/4.0 is a high-performance separation column for the parallel determination of standard anions, oxohalides, and dichloroacetic acid. With this column, these ions are determined with certainty and precision down to the lower µg/L range. The high detection sensitivity is achieved through the use of the 5 µm polyvinyl alcohol polymer, with which extremely high plate numbers and thus outstanding separation and detection properties are achieved. In addition, the separation can be adapted to the specific requirements of the application by modifying the temperature.

- Applications**
- Standard anions
  - EPA Method 300.1 Part B, simultaneous determination of standard anions and ClO<sub>2</sub><sup>-</sup>, ClO<sub>3</sub><sup>-</sup>, BrO<sub>3</sub><sup>-</sup> and DCA (dichloroacetic acid)
  - Isocratic separation of glycolate, acetate, and formate
  - Complex separation tasks
  - Applications with gradient

**Technical information**

Substrate	Polyvinyl alcohol with quaternary ammonium groups
Column dimensions	250 x 4.0 mm
Column body	PEEK
Standard flow	0.7 mL/min
Maximum flow	1.0 mL/min
Maximum pressure	15 MPa
Particle size	5 µm
Organic modifier	0...100% (particularly acetone, acetonitrile, methanol)
pH range	3...12
Temperature range	20...60 °C
Capacity	110 µmol (Cl <sup>-</sup> )

**Eluent**

Carbonate eluent (standard eluent)	Sodium carbonate	763 mg/2 L	3.6 mmol/L
Column temperature 45 °C			
Carbonate eluent (modified)	Sodium carbonate Acetone	763 mg/2 L 40 mL/2 L	3.6 mmol/L 2%
Column temperature 45 °C			

**Care**

Regeneration

Contamination with low-valency hydrophilic ions:

- Rinse with ultrapure water (25 min at 0.3 mL/min)
- Rinse with 10x concentrated eluent (100 min at 0.3 mL/min)
- Rinse with ultrapure water (25 min at 0.3 mL/min)
- Rinse with eluent (100 min at 0.3 mL/min)

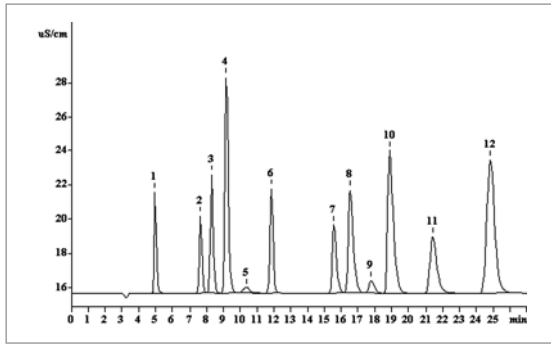
Contaminations with high-valency hydrophobic ions and organic contaminations:

- Rinse with ultrapure water (25 min at 0.3 mL/min)
- Rinse with 100% acetonitrile (20 min at 0.3 mL/min)
- Rinse with ultrapure water (25 min at 0.3 mL/min)
- Rinse with 10x concentrated eluent (100 min at 0.3 mL/min)
- Rinse with ultrapure water (25 min at 0.3 mL/min)
- Rinse with eluent (100 min at 0.3 mL/min)

Storage

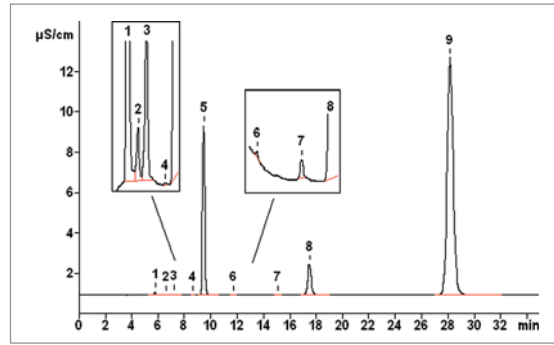
In the eluent at max. 8 °C

## Chromatograms



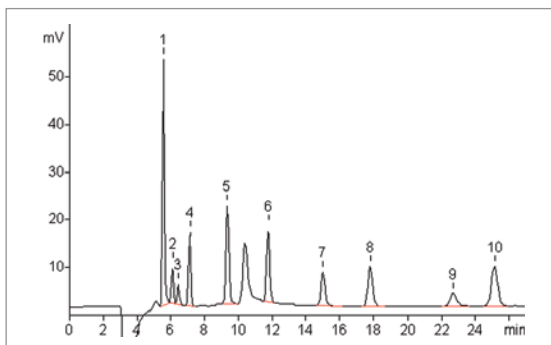
Carbonate eluent, standard, 45 °C, EPA 300.1,  
Parts 1 and 2 (without MCS)

				Conc. (mg/L)
1	Fluoride	2.00	7	Bromide 10.00
2	Chlorite	10.00	8	Chlorate 20.00
3	Bromate	20.00	9	DCA 5.00
4	Chloride	3.00	10	Nitrate 10.00
5	System peak	–	11	Phosphate 20.00
6	Nitrite	10.00	12	Sulfate 15.00



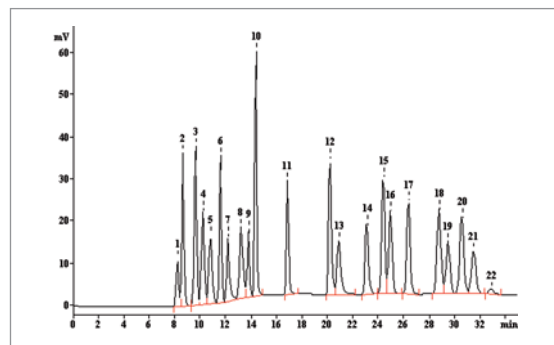
Carbonate eluent, drinking water, 45 °C, EPA 300.1,  
Parts 1 and 2 (with MCS)

				Conc. (mg/L)
1	Fluoride	0.099	6	Nitrite 0.002
2	Acetate	n.q.	7	Bromide 0.008
3	Formate	n.q.	8	Nitrate 4.378
4	Bromate	0.002	9	Sulfate 35.62
5	Chloride	6.94		



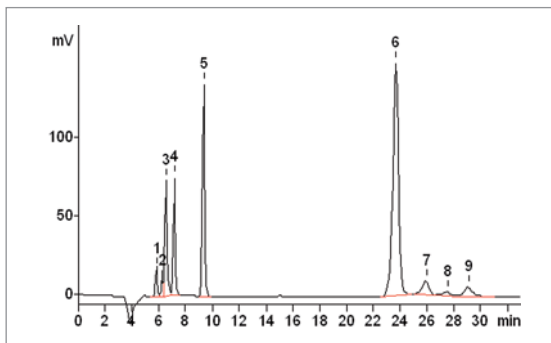
Carbonate eluent, nuclear power plant,  
secondary circuit (simulated), 45 °C

				Conc. (µg/L)
1	Fluoride	2.04	6	Nitrite 2.26
2	Glycolate	2.05	7	Bromide 2.06
3	Acetate	4.14	8	Nitrate 2.12
4	Formate	2.04	9	Phosphate 1.91
5	Chloride	2.09	10	Sulfate 2.18



Gradient: Carbonate eluent 1...5 mmol/L,  
standard, 45 °C

				Conc. (mg/L)
1	Galacturonate	10.00	12	Bromide 10.00
2	Fluoride	2.00	13	DCA 10.00
3	Glycolate	10.00	14	Nitrate 5.00
4	Acetate	10.00	15	Phosphite 10.00
5	Propionate	10.00	16	Phosphate 10.00
6	Formate	5.00	17	Sulfate 5.00
7	Pyruvate	10.00	18	Tartrate 10.00
8	Methacrylate	10.00	19	Selenate 5.00
9	Monochloroacetate	5.00	20	Oxalate 5.00
10	Chloride	5.00	21	Arsenate 10.00
11	Nitrite	5.00	22	n. ident. –



Carbonate eluent, mod. 1, «Bayer liquor»  
after inline neutralization 35 °C

				Conc. (mg/L)
1	Fluoride	0.35	6	Sulfate 22.59
3	Acetate	9.13	7	Malonate 3.87
4	Formate	3.71	8	Succinate 1.93
5	Chloride	5.66	9	Oxalate 2.07

### Ordering information

Metrosep A Supp 7 - 250/4.0	6.1006.630
Metrosep A Supp 4/5 Guard/4.0	6.1006.500
Metrosep A Supp 4/5 S-Guard/4.0	6.1006.540
Metrosep A Supp 16 Gurad/4.0	6.1031.500
Metrosep A Supp 16 S-Guard/4.0	6.1031.510
Metrosep RP 2 Guard/3.5	6.1011.030
Replacement filters for RP 2 Guard/3.5 (10 pcs.)	6.1011.130

# Metrosep A Supp 10 - 50/4.0 (6.1020.050)

72

The Metrosep A Supp 10 - 50/4.0 separation column is based on a high-capacity polystyrene/divinylbenzene copolymer with a particle size of only 4.6 µm. This proven column concept optimized by Metrohm is characterized by its robust construction, high selectivity, and outstanding separating efficiency. High plate numbers and the favorable position of the system peak between fluoride and chloride complete its properties. Temperature, flow, and eluent composition can be used to modify the properties of the column to accommodate current applications directly.

The short length in conjunction with the relatively low overall capacity of this 50 mm column enable rapid separations of standard anions. They can be determined in less than nine minutes at a flow rate of 1.0 mL/min. The Metrosep A Supp 10 - 50/4.0 is well-suited to simple separation problems and uncomplicated matrices.

## Applications

- Standard anions
- Separation of azide and nitrate
- Simple separation problems
- Uncomplicated matrices
- Short analysis times

## Technical information

Substrate	Polystyrene/divinylbenzene copolymer with quaternary ammonium groups
Column dimensions	50 x 4.0 mm
Column body	PEEK
Standard flow	1.0 mL/min
Maximum flow	2.0 mL/min
Maximum pressure	25 MPa
Particle size	4.6 µm
Organic modifier	0...100%
pH range	0...14
Temperature range	10...70 °C
Capacity	17 µmol (Cl <sup>-</sup> )

## Eluent

Carbonate eluent (standard eluent)	Sodium hydrogen carbonate	840 mg/2 L	5.0 mmol/L
	Sodium carbonate	1060 mg/2 L	5.0 mmol/L
Column temperature 45 °C			
Hydroxide eluent	Sodium hydroxide (30%)	20 mL/2 L	100 mmol/L

## Care

### Regeneration

Rinse with 50 mL of a 0.05 mol/L solution of Na<sub>2</sub>EDTA at a flow rate of 0.5 mL/min. Then rinse with 0.1 mol/L NaOH at 0.5 mL/min for 1 h.

### Storage

In the eluent

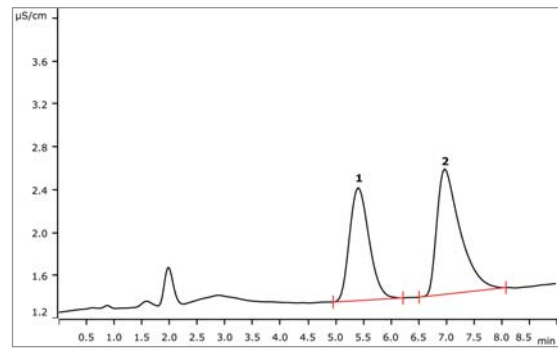
### Organic contaminants:

Rinse with 70% methanol at 1.0 mL/min for 12 h. The addition of 1% acetic acid may be useful.

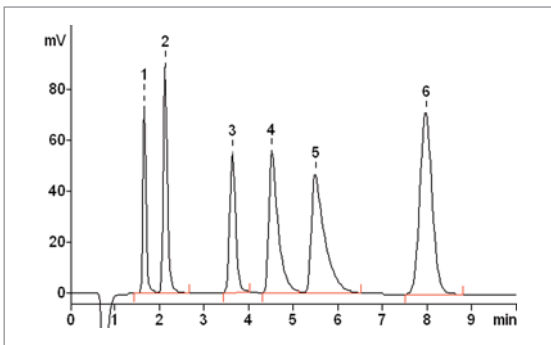




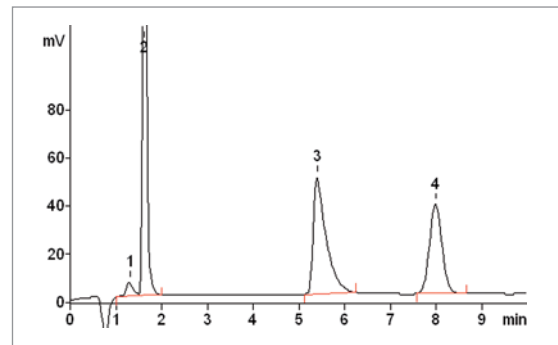
**Chromatograms**



Hydroxide eluent, standard Conc. (mg/L)  
 1 Azide 1.0 | 2 Nitrate 1.0



Carbonate eluent, standard, 45 °C, Conc. (mg/L)  
 1 Chloride 5.00 | 4 Bromide 10.00  
 2 Nitrite 5.00 | 5 Nitrate 10.00  
 3 Phosphate 10.00 | 6 Sulfate 10.00



Carbonate eluent, drinking water, 45 °C Conc. (mg/L)  
 1 System peak - | 3 Nitrate 9.64  
 2 Chloride 10.05 | 4 Sulfate 5.19

**Ordering information**

Metrosep A Supp 10 - 50/4.0	6.1020.050
Metrosep A Supp 10 Guard/4.0	6.1020.500
Metrosep A Supp 10 S-Guard/4.0	6.1020.510

# Metrosep A Supp 10 - 75/4.0 (6.1020.070)

74

The Metrosep A Supp 10 - 75/4.0 separation column is based on a high-capacity polystyrene/divinylbenzene copolymer with a particle size of only 4.6 µm. Under standard conditions, phosphate elutes between nitrite and bromide. Applications can be optimized by modifying temperature, composition of the eluent and flow.

The capacity of the A Supp 10 - 75/4.0 has been optimized with respect to two aspects: matrix and speed. Baseline separation is achieved in samples with high ionic strength, e.g. for phosphate in cola beverages. Even in the presence of large quantities of nitrate and sulfate, the analysis time remains less than 7.5 minutes. High sample through-put is also of great importance in air analytics.

- Applications**
- Standard anions
  - Air monitoring
  - Aerosols with PILS/MARGA
  - Separation of sulfite and sulfate
  - Phosphate in addition to cyclamate in cola beverages

**Technical information**

Substrate	Polystyrene/divinylbenzene copolymer with quaternary ammonium groups
Column dimensions	75 x 4.0 mm
Column body	PEEK
Standard flow	1.0 mL/min
Maximum flow	2.0 mL/min
Maximum pressure	25 MPa
Particle size	4.6 µm
Organic modifier	0...100%
pH range	0...14
Temperature range	10...70 °C
Capacity	22 µmol (Cl <sup>-</sup> )

**Eluent**

Carbonate eluent (standard eluent)	Sodium hydrogen carbonate	840 mg/2 L	5.0 mmol/L
	Sodium carbonate	1060 mg/2 L	5.0 mmol/L
Column temperature 45 °C			
Cola eluent	Sodium hydrogen carbonate	67 mg/2 L	0.4 mmol/L
	Sodium carbonate	1695 mg/2 L	8.0 mmol/L
Column temperature 30 °C			
Carbonate eluent (modified)	Sodium hydrogen carbonate	672 mg/2 L	4.0 mmol/L
	Sodium carbonate	1272 mg/2 L	6.0 mmol/L
	Sodium perchlorate	1.2 mg/2 L	5.0 µmol/L
Room temperature			

**Care**

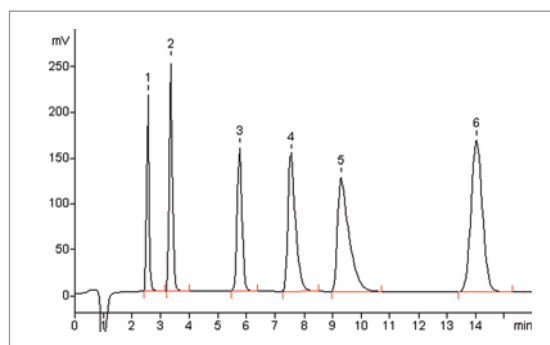
Regeneration  
 Rinse with 50 mL of a 0.05 mol/L solution of Na<sub>4</sub>EDTA at a flow rate of 0.5 mL/min. Then rinse with 0.1 mol/L NaOH at 0.5 mL/min for 1 h.

Organic contaminants:  
 Rinse with 70% methanol at 1.0 mL/min for 12 h. The addition of 1% acetic acid may be useful.

Storage  
 In the eluent

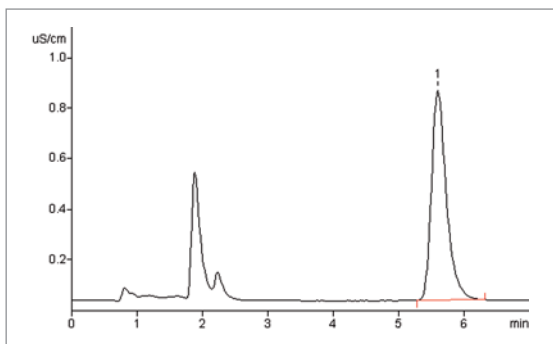


### Chromatograms



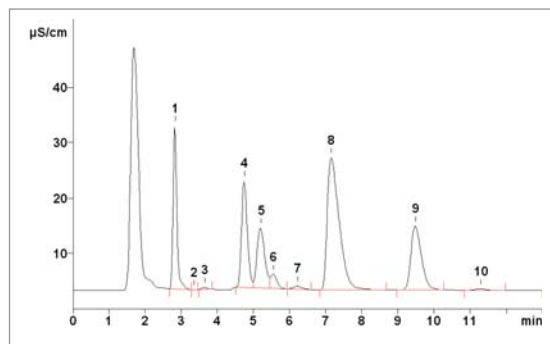
Carbonate eluent, standard, 45 °C,

	Conc. (mg/L)		Conc. (mg/L)
1 Chloride	2.00	4 Bromide	10.00
2 Nitrite	5.00	5 Nitrate	10.00
3 Phosphate	10.00	6 Sulfate	10.00



Cola eluent, cola beverage,  
sample volume 250 nL, 30 °C

	Conc. (mg/L)
1 Phosphate	520.92



Carbonate eluent, modified, wine

	Conc. (mg/L)		Conc. (mg/L)
1 Chloride	228	6 Unknown	-
2 Nitrite	0.2	7 Sulfite	30.8
3 Unknown	-	8 Nitrate	1010
4 Phosphate	716	9 Sulfate	334
5 Unknown	-	10 Unknown	-

### Ordering information

Metrosep A Supp 10 - 75/4.0	6.1020.070
Metrosep A Supp 10 Guard/4.0	6.1020.500
Metrosep A Supp 10 S-Guard/4.0	6.1020.510
Metrosep A Supp 10 Guard HC/4.0	6.1020.520

# Metrosep A Supp 10 - 100/4.0 (6.1020.010)

76

The Metrosep A Supp 10 - 100/4.0 separation column is based on a high-capacity polystyrene/divinylbenzene copolymer with a particle size of only 4.6 µm. This column is characterized by high plate numbers and high selectivity. Sulfite and sulfate thus can be reliably separated in the eluent without the addition of organic modifiers. These characteristics are completed by great flexibility with respect to column temperature, flow, and the composition of the eluent.

The Metrosep A Supp 10 - 100/4.0 is the column of choice for routine applications. Its robust construction, excellent price-performance ratio, and very good separating efficiency, in conjunction with moderate chromatography times, make the Metrosep A Supp 10 - 100/4.0 a highly universal anion-separation column.

## Applications

- Standard anions
- Separation of sulfite and sulfate
- Simple separation problems
- Uncomplicated matrices

## Technical information

Substrate	Polystyrene/divinylbenzene copolymer with quaternary ammonium groups
Column dimensions	100 x 4.0 mm
Column body	PEEK
Standard flow	1.0 mL/min
Maximum flow	2.0 mL/min
Maximum pressure	25 MPa
Particle size	4.6 µm
Organic modifier	0...100%
pH range	0...14
Temperature range	10...70 °C
Capacity	37 µmol (Cl)

## Eluent

Carbonate eluent (standard eluent)	Sodium hydrogen carbonate	840 mg/2 L	5.0 mmol/L
	Sodium carbonate	1060 mg/2 L	5.0 mmol/L
Column temperature 45 °C			
Carbonate eluent (modified)	Sodium hydrogen carbonate	672 mg/2 L	4.0 mmol/L
	Sodium carbonate	1272 mg/2 L	6.0 mmol/L
	Sodium perchlorate	1.2 mg/2 L	5.0 µmol/L
Room temperature			

## Care

### Regeneration

Rinse with 50 mL of a 0.05 mol/L solution of Na<sub>4</sub>EDTA at a flow rate of 0.5 mL/min. Then rinse with 0.1 mol/L NaOH at 0.5 mL/min for 1 h.

### Organic contaminants:

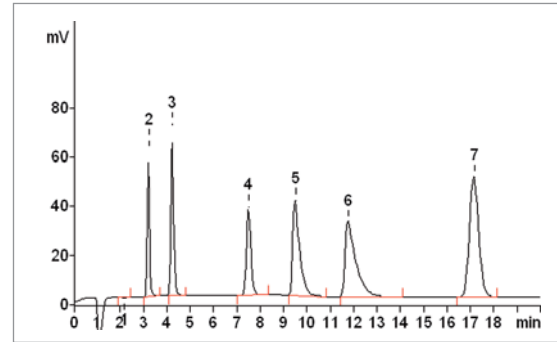
Rinse with 70% methanol at 1.0 mL/min for 12 h. The addition of 1% acetic acid may be useful.

### Storage

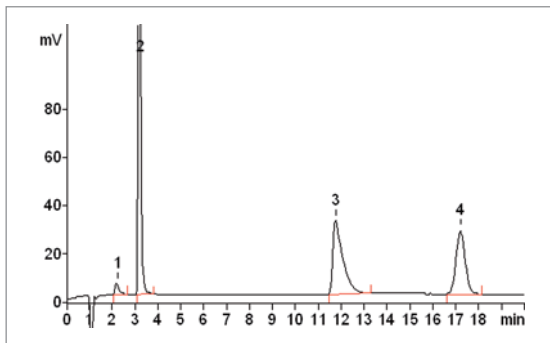
In the eluent



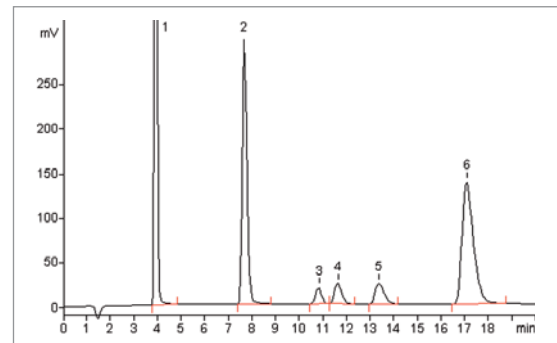
## Chromatograms



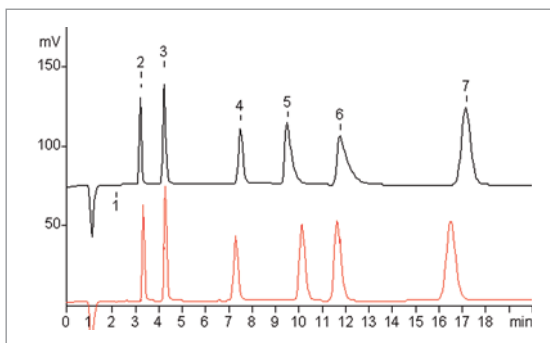
Carbonate eluent, standard, 45 °C,				Conc. (mg/L)	
1	System peak	—	5	Bromide	10.00
2	Chloride	5.00	6	Nitrate	10.00
3	Nitrite	5.00	7	Sulfate	10.00
4	Phosphate	10.00			



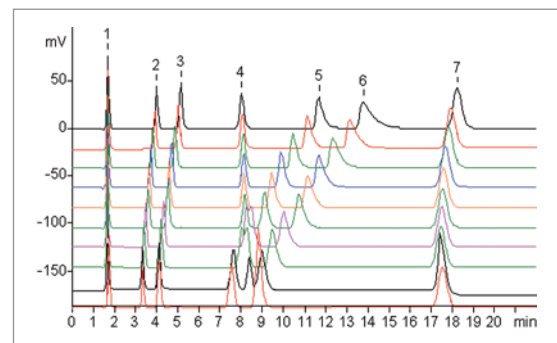
Carbonate eluent, drinking water, 45 °C				Conc. (mg/L)	
1	System peak	—	3	Nitrate	9.64
2	Chloride	10.05	4	Sulfate	5.19



Carbonate eluent, mod., standard, room temperature				Conc. (mg/L)	
1	Chloride	50.00	4	Bromide	10.00
2	Phosphate	10.00	5	Nitrate	10.00
3	Sulfite	10.00	6	Sulfate	50.00



Carbonate eluent, top (black), temperature 45 °C, without 5 µmol/L ClO <sub>4</sub> <sup>-</sup> ; bottom (red), temperature 25 °C, with 5 µmol/L ClO <sub>4</sub> <sup>-</sup>				Conc. (mg/L)	
1	System peak	—	5	Bromide	10.00
2	Chloride	2.00	6	Nitrate	10.00
3	Nitrite	5.00	7	Sulfate	10.00
4	Phosphate	10.00			



Carbonate eluent, temperature 30...70 °C in 5 °C increments (from top to bottom), with CO <sub>2</sub> suppressor				Conc. (mg/L)	
1	Fluoride	2.00	5	Bromide	10.00
2	Chloride	2.00	6	Nitrate	10.00
3	Nitrite	5.00	7	Sulfate	10.00
4	Phosphate	10.00			

## Ordering information

Metrosep A Supp 10 - 100/4.0	6.1020.010
Metrosep A Supp 10 Guard/4.0	6.1020.500
Metrosep A Supp 10 S-Guard/4.0	6.1020.510
Metrosep A Supp 10 Guard HC/4.0	6.1020.520

# Metrosep A Supp 10 - 250/4.0 (6.1020.030)

78

The Metrosep A Supp 10 - 250/4.0 separation column is based on a high-capacity polystyrene/divinylbenzene copolymer with a particle size of only 4.6 µm. The longest column of the A-Supp-10 product range offers the greatest selectivity and flexibility. Utilization of the MSM-HC is particularly recommended with longer chromatogram duration. Changes in temperature, flow, and composition of the eluent also enable a wide variety of separations of anions on this separation column.

Metrosep A Supp 10 - 250/4.0 has a very high capacity. It is suitable for samples with high ionic strength, for complex separation tasks and for analyzing samples in which great differences in concentration between the individual components are present.

- Applications**
- Standard anions
  - Complex separation problems
  - Difficult matrices
  - Anions in concentrated acids
  - Aggressive matrices

**Technical information**

Substrate	Polystyrene/divinylbenzene copolymer with quaternary ammonium groups
Column dimensions	250 x 4.0 mm
Column body	PEEK
Standard flow	1.0 mL/min
Maximum flow	2.0 mL/min
Maximum pressure	25 MPa
Particle size	4.6 µm
Organic modifier	0...100%
pH range	0...14
Temperature range	10...70 °C
Capacity	100 µmol (Cl <sup>-</sup> )

**Eluent**

Carbonate eluent (standard eluent)	Sodium hydrogen carbonate	840 mg/2 L	5.0 mmol/L
	Sodium carbonate	1060 mg/2 L	5.0 mmol/L
Column temperature 45 °C			
Carbonate eluent (modified 1)	Sodium hydrogen carbonate	840 mg/2 L	5.0 mmol/L
	Sodium carbonate	1060 mg/2 L	5.0 mmol/L
	Acetone	50 mL	2.5%
Column temperature 50 °C			
Carbonate eluent (modified 2)	Sodium hydrogen carbonate	672 mg/2 L	4.0 mmol/L
	Sodium carbonate	1272 mg/2 L	6.0 mmol/L
Column temperature 45 °C			

**Care**

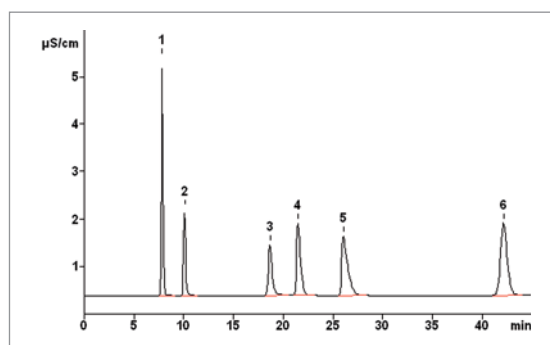
Regeneration  
 Column purification:  
 Rinse with 50 mL of a 0.05 mol/L solution of Na<sub>4</sub>EDTA at a flow rate of 0.5 mL/min. Then rinse with 0.1 mol/L NaOH at 0.5 mL/min for 1 h.

Organic contaminants:  
 Rinse with 70% methanol at 1.0 mL/min for 12 h. The addition of 1% acetic acid may be useful.

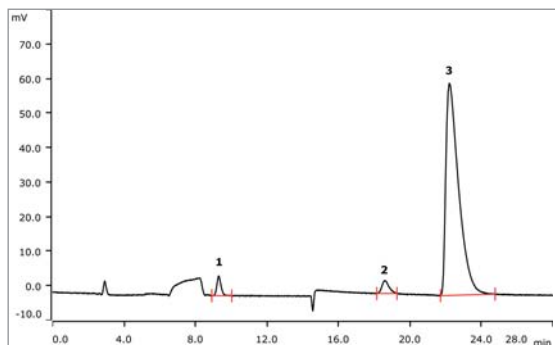
Storage  
 In the eluent



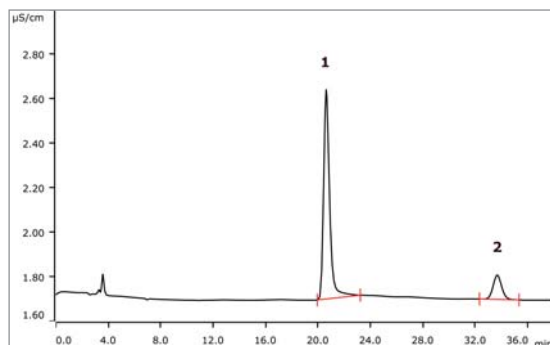
### Chromatograms



Carbonate eluent, standard, 45 °C,			Conc. (mg/L)		
1	Chloride	5.00	4	Bromide	10.00
2	Nitrite	5.00	5	Nitrate	10.00
3	Phosphate	10.00	6	Sulfate	10.00



Carbonate eluent, modified 1, artificial seawater 50°C, UV detection ( $\lambda = 218 \text{ nm}$ )			Conc. (mg/L)		
1	Nitrite	2.1	3	Nitrate	51.2
2	Bromide	4.4			



Carbonate eluent, modified 2, ointment based on glycol, 45 °C			Conc. (mg/kg)		
1	Sulfite	1028 <sup>a</sup>	2	Sulfat	n.q.
	(from metabisulfite)				

<sup>a</sup>calculated as metabisulfite

### Ordering information

Metrosep A Supp 10 - 250/4.0	6.1020.030
Metrosep A Supp 10 Guard/4.0	6.1020.500
Metrosep A Supp 10 S-Guard/4.0	6.1020.510
Metrosep A Supp 10 Guard HC/4.0	6.1020.520

# Metrosep A Supp 15 - 50/4.0 (6.1030.450)

80

The Metrosep A Supp 15 - 50/4.0 is suitable for low-capacity separation problems. It is characterized by extremely short analysis times. The separation column is based on a surface-functionalized polystyrene/divinylbenzene copolymer. The functional groups are bonded covalently. The morphology of the anion exchanger results in unique selectivity.

The Metrosep A Supp 15 - 50/4.0 is suitable for the rapid determination of a small number of anions. The determination of the three conventional anions  $\text{Cl}^-$ ,  $\text{NO}_3^-$ , and  $\text{SO}_4^{2-}$  in drinking water requires only around 4 min.

## Applications

- Standard anions
- $\text{Cl}^-$ ,  $\text{NO}_3^-$ ,  $\text{SO}_4^{2-}$  in drinking water
- Simple separation problems
- Polyphosphates
- Rapid analysis
- Method development

## Technical information

Substrate	Polystyrene/divinylbenzene copolymer with quaternary ammonium groups
Column dimensions	50 x 4.0 mm
Column body	PEEK
Standard flow	0.8 mL/min
Maximum flow	2.0 mL/min
Maximum pressure	15 MPa
Particle size	4.6 $\mu\text{m}$
Organic modifier	0...10%
pH range	0...14
Temperature range	10...70 °C
Capacity	16 $\mu\text{mol}$ ( $\text{Cl}^-$ )

## Eluent

Carbonate/hydroxide eluent (standard eluent)	Sodium carbonate	1060 mg/2 L	5.0 mmol/L
	Sodium hydroxide (c = 0.25 mol/L)	2.4 mL/2 L	0.3 mmol/L
	Column temperature 45 °C		
Carbonate/hydroxide eluent A	Sodium carbonate	1590 mg/2 L	7.5 mmol/L
	Sodium hydroxide (c = 0.25 mol/L)	8.0 mL/2 L	2.0 mmol/L
Carbonate/hydroxide eluent B	Sodium carbonate	25.44 g/2 L	120 mmol/L
	Sodium hydroxide (c = 0.25 mol/L)	8.0 mL/2 L	2 mmol/L

## Care

### Regeneration

Rinse the column overnight (12 h) with standard eluent at a low flow rate (0.4 mL/min).

flow in small increments from 0.4 mL/min to match standard conditions within one hour while maintaining the direction of flow.

### Eluent change

When installing or changing to eluents which have an organic modifier to avoid high backpressure, adjust the

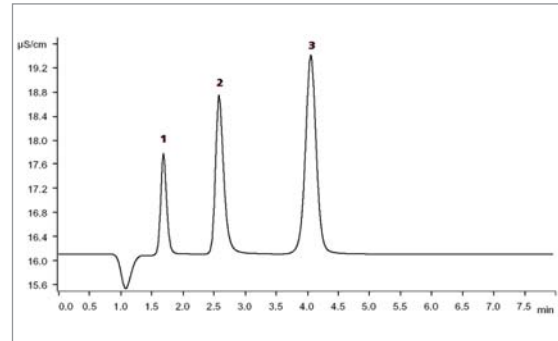
### Storage

In the eluent



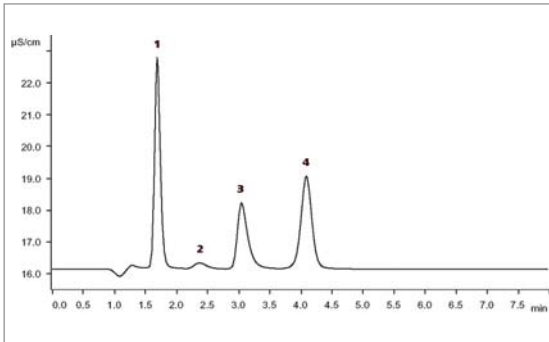


**Chromatograms**



Carbonate/hydroxide eluent, standard, 45 °C

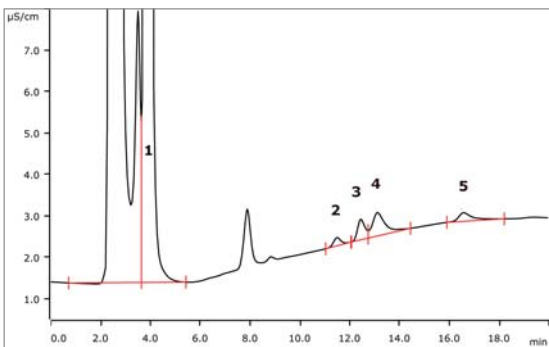
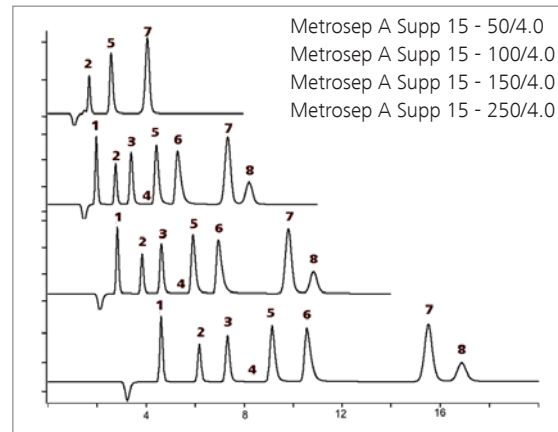
	Conc. (mg/L)		Conc. (mg/L)
1	Chloride 2.00	3	Sulfate 10.00
2	Bromide 10.00		



Carbonate/hydroxide eluent, drinking water, 45 °C

	Conc. (mg/L)		Conc. (mg/L)
1	Chloride 9.05	3	Nitrate 9.45
2	System peak -	4	Sulfate 10.32

**Metrosep A Supp 15 – Influence of the column length**



Carbonate/hydroxide eluent A/B, shrimps Dose-In Gradient (AN-S-314)

	Conc. (mg/kg)		Conc. (mg/kg)
1	Orthophosphate 881.6	3	Trimetaphosphate 1.2
2	Pyrophosphate 21.4	4	Triphosphate 13.6

Carbonate/hydroxide eluent, standard, 45 °C

	Conc. (mg/L)		Conc. (mg/L)
1	Fluoride 2.00	5	Bromide 10.00
2	Chloride 2.00	6	Nitrate 10.00
3	Nitrite 5.00	7	Sulfate 10.00
4	System peak -	8	Phosphate 10.00

**Ordering information**

Metrosep A Supp 15 - 50/4.0	6.1030.450
Metrosep A Supp 15 Guard/4.0	6.1030.500
Metrosep A Supp 15 S-Guard/4.0	6.1030.510

# Metrosep A Supp 15 - 100/4.0 (6.1030.410)

82

The Metrosep A Supp 15 - 100/4.0 is suitable for low-capacity separation problems. It is characterized by short analysis times with outstanding resolution. The separation column is based on a surface-functionalized polystyrene/divinylbenzene copolymer. The functional groups are bonded covalently. The morphology of the anion exchanger results in unique selectivity. This column can be used to solve both standard applications and complex separation problems.

The Metrosep A Supp 15 - 100/4.0 combines fair separating efficiency with short analysis time. The robust construction and the short analysis times make this column type a popular separation column when high sample through-put is required. The determination of citrate and phosphate is performed with this column in 9 min.

## Applications

- Standard anions
- Simple separation problems
- Rapid analysis
- Citrate/phosphate
- Uncomplicated matrices

## Technical information

Substrate	Polystyrene/divinylbenzene copolymer with quaternary ammonium groups
Column dimensions	100 x 4.0 mm
Column body	PEEK
Standard flow	0.8 mL/min
Maximum flow	2.0 mL/min
Maximum pressure	15 MPa
Particle size	4.6 µm
Organic modifier	0...10%
pH range	0...14
Temperature range	10...70 °C
Capacity	31 µmol (Cl <sup>-</sup> )

## Eluent

Carbonate/hydroxide eluent (standard eluent)	Sodium carbonate	1060 mg/2 L	5.0 mmol/L
	Sodium hydroxide (c = 0.25 mol/L)	2.4 mL/2 L	0.3 mmol/L
Column temperature 45 °C			
Carbonate/hydroxide eluent (modified)	Sodium carbonate	636 mg/2 L	3.0 mmol/L
	Sodium hydroxide (c = 10 mol/L)	5.0 mL/2 L	25.0 mmol/L
Column temperature 45 °C			

## Care

### Regeneration

Rinse the column overnight (12 h) with standard eluent at a low flow rate (0.4 mL/min).

flow in small increments from 0.4 mL/min to match standard conditions within one hour while maintaining the direction of flow.

### Eluent change

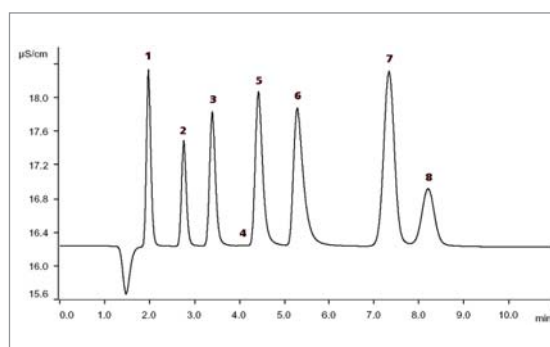
When installing or changing to eluents which have an organic modifier to avoid high backpressure, adjust the

### Storage

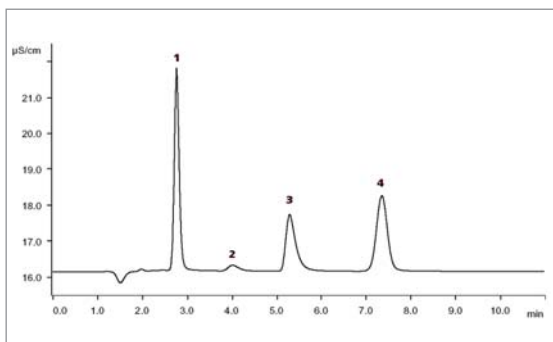
In the eluent



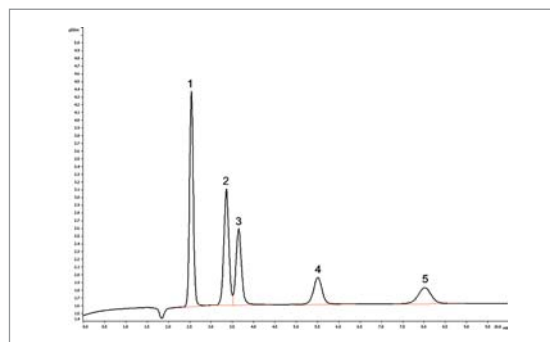
### Chromatograms



Carbonate/hydroxide eluent, standard, 45 °C				Conc. (mg/L)	
1	Fluoride	2.00	5	Bromide	10.00
2	Chloride	2.00	6	Nitrate	10.00
3	Nitrite	5.00	7	Sulfate	10.00
4	System peak	–	8	Phosphate	10.00



Carbonate/hydroxide eluent, drinking water, 45 °C				Conc. (mg/L)	
1	Chloride	9.13	3	Nitrate	9.86
2	System peak	–	4	Sulfate	10.33



Carbonate/hydroxide eluent mod.; citrate/phosphate for the pharmaceutical industry; 45 °C				Conc. (mg/L)	
1	Chloride	5.00	4	Phosphate	5.00
2	Sulfate	5.00	5	Citrate	5.00
3	Nitrate	5.00			

### Ordering information

Metrosep A Supp 15 - 100/4.0	6.1030.410
Metrosep A Supp 15 Guard/4.0	6.1030.500
Metrosep A Supp 15 S-Guard/4.0	6.1030.510

# Metrosep A Supp 15 - 150/4.0 (6.1030.420)

84

The Metrosep A Supp 15 - 150/4.0 is also based on a surface-functionalized polystyrene/divinylbenzene copolymer with covalently bonded functional groups. The selectivity of the anion exchanger results from this and from the surface structure. This column can be used to solve both standard applications and complex separation problems.

The 150 mm column is the standard column from the Metrosep A Supp 15 product range. It combines exceptional selectivity with a medium capacity and can therefore be used universally. With this column type, the separation of fluoride and glycolate is ensured even with short analysis times.

**Applications**

- Standard anions
- Drinking water analyses
- F<sup>-</sup>; glycolate
- Phosphate species
- Complex matrices
- Method development

**Technical information**

Substrate	Polystyrene/divinylbenzene copolymer with quaternary ammonium groups
Column dimensions	150 x 4.0 mm
Column body	PEEK
Standard flow	0.8 mL/min
Maximum flow	2.0 mL/min
Maximum pressure	15 MPa
Particle size	4.6 µm
Organic modifier	0...10%
pH range	0...14
Temperature range	10...70 °C
Capacity	48 µmol (Cl <sup>-</sup> )

**Eluent**

Carbonate/hydroxide eluent (standard eluent)	Sodium carbonate	1060 mg/2 L	5.0 mmol/L
	Sodium hydroxide (c = 0.25 mol/L)	2.4 mL/2 L	0.3 mmol/L
<hr/>			
Carbonate eluent	Sodium hydrogen carbonate	504 mg/2 L	3.0 mmol/L
	Sodium carbonate	742 mg/2 L	3.5 mmol/L
Column temperature 45 °C			

**Care**

**Regeneration**  
Rinse the column overnight (12 h) with standard eluent at a low flow rate (0.4 mL/min).

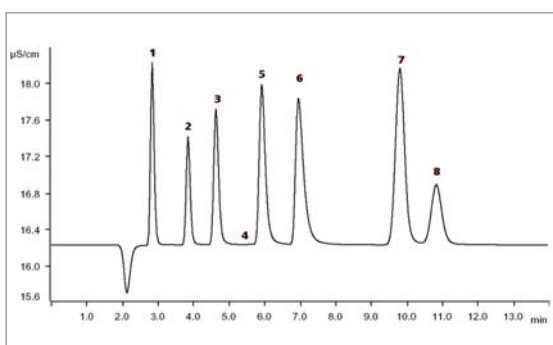
flow in small increments from 0.4 mL/min to match standard conditions within one hour while maintaining the direction of flow.

**Eluent change**  
When installing or changing to eluents which have an organic modifier to avoid high backpressure, adjust the

**Storage**  
In the eluent

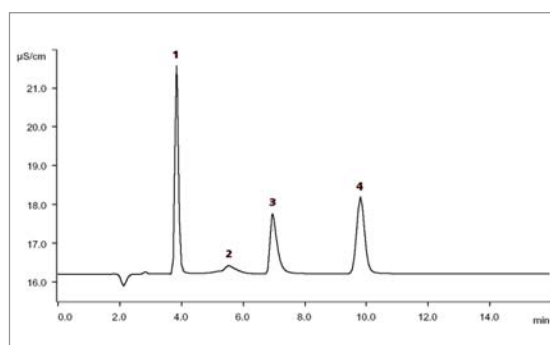


### Chromatograms



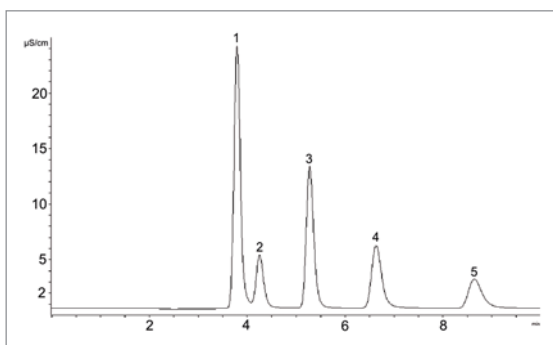
Carbonate/hydroxide eluent, standard, 45 °C Conc. (mg/L)

1	Fluoride	2.00	5	Bromide	10.00
2	Chloride	2.00	6	Nitrate	10.00
3	Nitrite	5.00	7	Sulfate	10.00
4	System peak	–	8	Phosphate	10.00



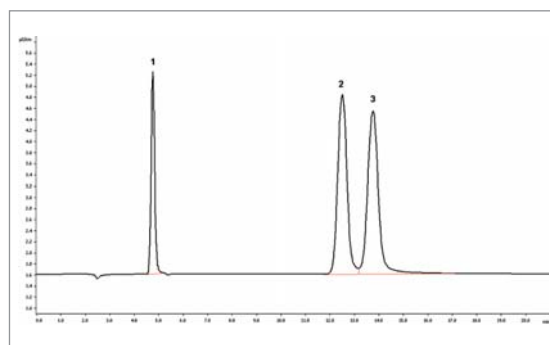
Carbonate/hydroxide eluent, drinking water, 45 °C Conc. (mg/L)

1	Chloride	9.15	3	Nitrate	9.64
2	System peak	–	4	Sulfate	10.25



Carbonate eluent, fluoride-glycolate separation, 45 °C

		Conc. (mg/L)			
1	Fluoride	10.0	4	Nitrite	10.0
2	Glycolate	10.0	5	Bromide	10.0
3	Chloride	10.0			



Carbonate eluent, phosphorous species, 45 °C Conc. (mg/L)

1	Hypophosphite	10.00	3	Phosphate	10.00
2	Phosphite	10.00			

### Ordering information

Metrosep A Supp 15 - 150/4.0	6.1030.420
Metrosep A Supp 15 Guard/4.0	6.1030.500
Metrosep A Supp 15 S-Guard/4.0	6.1030.510

# Metrosep A Supp 15 - 250/4.0 (6.1030.430)

86

The Metrosep A Supp 15 separation columns are based on a surface-functionalized polystyrene/divinylbenzene copolymer. The functional groups are bonded covalently. The morphology of the anion exchanger results in unique selectivity. This column can be used to solve both standard applications and complex separation problems.

Besides the determination of numerous inorganic anions, the Metrosep A Supp 15 - 250/4.0 also allows for the baseline separation of glycolate, formate, and acetate. Additional application examples are nitrogen species and the determination of dicarbonic acids in addition to sulfate.

- Applications**
- Standard anions
  - Universal applications
  - Monocarbonic acids
  - Dicarbonic acids in addition to  $\text{SO}_4^{2-}$
  - Nitrogen species
  - Complex separation problems
  - Difficult matrices

**Technical information**

Substrate	Polystyrene/divinylbenzene copolymer with quaternary ammonium groups
Column dimensions	250 x 4.0 mm
Column body	PEEK
Standard flow	0.8 mL/min
Maximum flow	2.0 mL/min
Maximum pressure	15 MPa
Particle size	4.6 $\mu\text{m}$
Organic modifier	0...10%
pH range	0...14
Temperature range	10...70 °C
Capacity	75 $\mu\text{mol}$ (Cl <sup>-</sup> )

**Eluent**

Carbonate/hydroxide eluent (standard eluent)	Sodium carbonate	1060 mg/2 L	5.0 mmol/L
	Sodium hydroxide (c = 0.25 mol/L)	2.4 mL/2 L	0.3 mmol/L
Column temperature 45 °C			
Carbonate/hydroxide eluent (modified)	Sodium carbonate	1060 mg/2 L	5.0 mmol/L
	Sodium hydroxide (c = 0.25 mol/L)	4.8 mL/2 L	0.6 mmol/L
Column temperature 35 °C			

**Care**

**Regeneration**  
Rinse the column overnight (12 h) with the standard eluent at a low flow rate (0.4 mL/min).

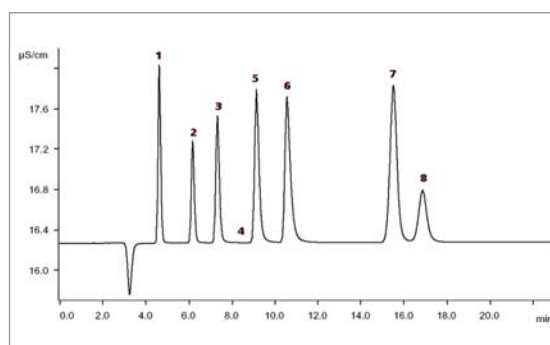
flow in small increments from 0.4 mL/min to match standard conditions within one hour while maintaining the direction of flow.

**Eluent change**  
When installing or changing to eluents which have an organic modifier to avoid high backpressure, adjust the

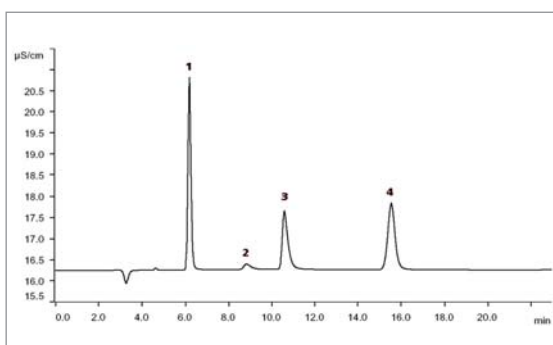
**Storage**  
In the eluent



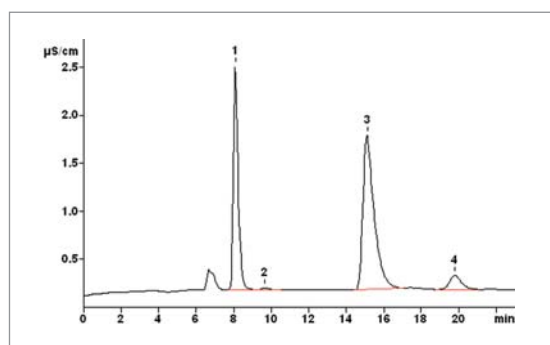
### Chromatograms



Carbonate/hydroxide eluent, standard, 45 °C				Conc. (mg/L)	
1	Fluoride	2.00	5	Bromide	10.00
2	Chloride	2.00	6	Nitrate	10.00
3	Nitrite	5.00	7	Sulfate	10.00
4	System peak	–	8	Phosphate	10.00



Carbonate/hydroxide eluent, drinking water, 45 °C				Conc. (mg/L)	
1	Chloride	9.00	3	Nitrate	9.77
2	System peak	–	4	Sulfate	10.40



Carbonate/hydroxide eluent, modified, cooling lubricant following dialysis, 35 °C				Conc. (mg/L)	
1	Chloride	3.47	3	Nitrate	11.2
2	Nitrite	0.08	4	Sulfate	1.07

### Ordering information

Metrosep A Supp 15 - 250/4.0	6.1030.430
Metrosep A Supp 15 Guard/4.0	6.1030.500
Metrosep A Supp 15 S-Guard/4.0	6.1030.510

# Metrosep A Supp 16 - 100/4.0 (6.1031.410)

88

The Metrosep A Supp 16 is the high-capacity version of the Metrosep A Supp 15 and is also based on a surface-functionalized polystyrene/divinylbenzene copolymer. The functional groups are bonded covalently. The morphology of the anion exchanger results in unique selectivity. In addition, this column type is noteworthy for its high mechanical and chemical resistance.

The column is well-suited to applications with a high ionic load but which require only relatively low resolution. Determination of bromate in water by means of the triiodide method (EPA 326, DIN EN ISO 11206) is another of the numerous applications of the Metrosep A Supp 16 - 100/4.0.

## Applications

- Standard anions
- Universal applications
- Bromate (EPA 326, DIN EN ISO 11206)

## Technical information

Substrate	Polystyrene/divinylbenzene copolymer with quaternary ammonium groups
Column dimensions	100 x 4.0 mm
Column body	PEEK
Standard flow	0.8 mL/min
Maximum flow	1.2 mL/min
Maximum pressure	20 MPa
Particle size	4.6 µm
Organic modifier	0...10%
pH range	0...14
Temperature range	10...70 °C
Capacity	80 µmol (Cl <sup>-</sup> )

## Eluent

Carbonate/hydroxide eluent (standard eluent)	Sodium carbonate	1590 mg/2 L	7.5 mmol/L
	Sodium hydroxide (c = 0.25 mol/L)	6.0 mL/2 L	0.75 mmol/L
Column temperature 45 °C			
Sulfuric acid eluent	Sulfuric acid (c = 1 mol/L)	200 mL/2 L	100 mmol/L
	Ammonium heptamolybdate (c = 2 mmol/L)	19.3 mL/2 L	19.3 µmol/L
Column temperature 45 °C			
PCR reagent	Potassium iodide	90 g/2 L	0.27 mol/L

## Care

### Regeneration

Rinse the column overnight (12 h) with standard eluent at a low flow rate (0.4 mL/min).

Rinse the column with one third of the standard flow in the opposite direction for 2 h with 15 mmol/L Na<sub>2</sub>CO<sub>3</sub> and then for 2 h with ultrapure water.

### Eluent change

When installing or changing to eluents which have an organic modifier to avoid high backpressure, adjust the flow in small increments from 0.4 mL/min to match standard conditions within one hour while maintaining the direction of flow.

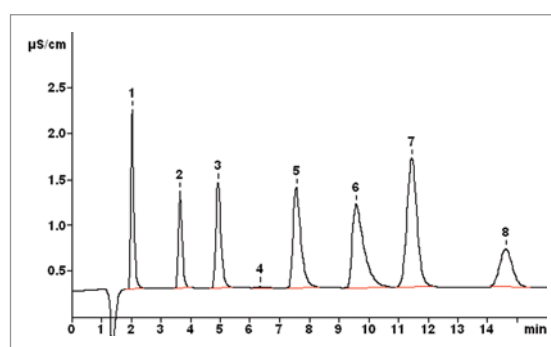
### Storage

In the eluent



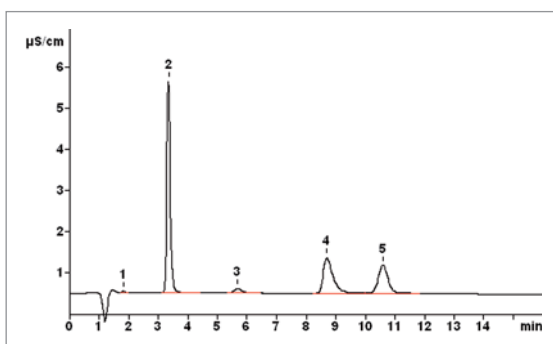


### Chromatograms



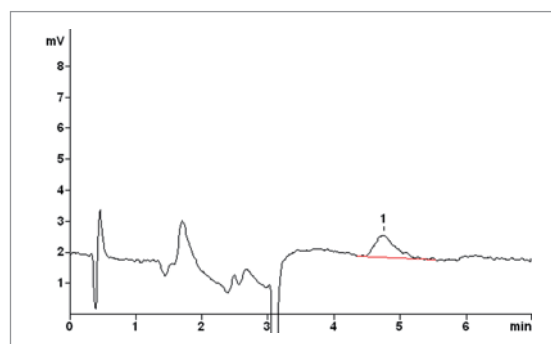
Carbonate/hydroxide eluent, standard, 45 °C Conc. (mg/L)

1	Fluoride	2.00	5	Bromide	10.00
2	Chloride	2.00	6	Nitrate	10.00
3	Nitrite	5.00	7	Sulfate	10.00
4	System peak	—	8	Phosphate	10.00



Carbonate/hydroxide eluent, drinking water, 45 °C Conc. (mg/L)

1	Fluoride	n.q.	4	Nitrate	9.7
2	Chloride	9.2	5	Sulfate	10.2
3	System peak	—			



Sulfamic acid eluent, triiodide method with UV/VIS detection drinking water, 45 °C Conc. (µg/L)

1	Bromate	0.6
---	---------	-----

### Ordering information

Metrosep A Supp 16 - 100/4.0	6.1031.410
Metrosep A Supp 16 Guard/4.0	6.1031.500
Metrosep A Supp 16 S-Guard/4.0	6.1031.510

# Metrosep A Supp 16 - 150/4.0 (6.1031.420)

90

The Metrosep A Supp 16 is ideal for high-capacity separation problems and excels in its outstanding resolution. The Metrosep A Supp 16 - 150/4.0 is based on a surface-functionalized polystyrene/divinylbenzene copolymer. The functional groups are bonded covalently.

The Metrosep A Supp 16 - 150/4.0 is characterized by outstanding resolution and solves the most difficult separation problems. The column is well-suited to applications with a high ionic load but which do not require the highest resolution. It is one of the standard columns in anion chromatography.

## Applications

- Standard anions
- Universal applications
- Azide/nitrate separation
- Matrices with high ionic strength
- Applications with gradient

## Technical information

Substrate	Polystyrene/divinylbenzene copolymer with quaternary ammonium groups
Column dimensions	150 x 4.0 mm
Column body	PEEK
Standard flow	0.8 mL/min
Maximum flow	1.2 mL/min
Maximum pressure	20 MPa
Particle size	4.6 µm
Organic modifier	0...10%
pH range	0...14
Temperature range	10...70 °C
Capacity	125 µmol (Cl <sup>-</sup> )

## Eluent

Carbonate/hydroxide eluent (standard eluent)	Sodium carbonate Sodium hydroxide (c = 0.25 mol/L)	1590 mg/2 L 6.0 mL/2 L	7.5 mmol/L 0.75 mmol/L
		Column temperature 45 °C	

## Care

### Regeneration

Rinse the column overnight (12 h) with standard eluent at a low flow rate (0.4 mL/min).


Rinse the column with one third of the standard flow in the opposite direction for 2 h with 15 mmol/L Na<sub>2</sub>CO<sub>3</sub> and then for 2 h with ultrapure water.

### Eluent change

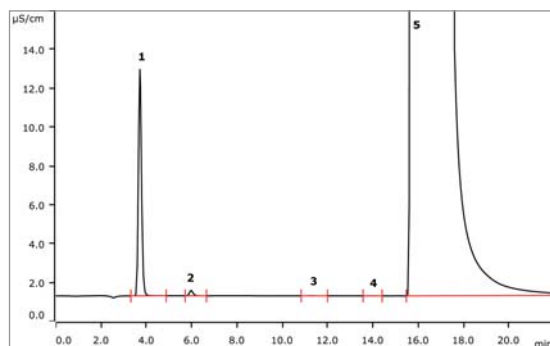
When installing or changing to eluents which have an organic modifier to avoid high backpressure, adjust the flow in small increments from 0.4 mL/min to match standard conditions within one hour while maintaining the direction of flow.

### Storage

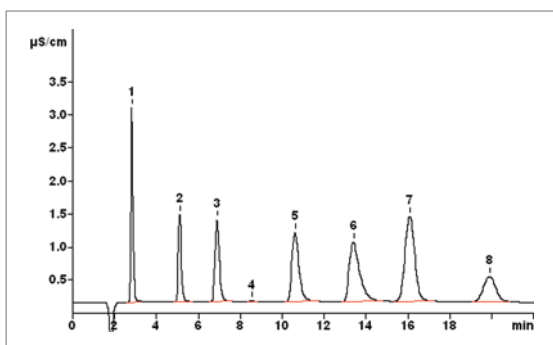
In the eluent



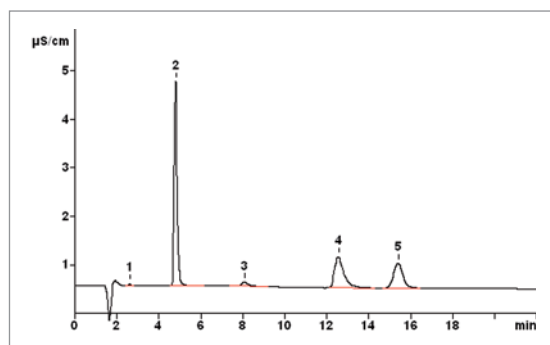
### Chromatograms



Carbonate/hydroxide eluent, gypsum eluate, 45 °C		Conc. (mg/L)		
1	Fluoride	1.482	4 Nitrate	0.004
2	Chloride	0.132	5 Sulfate	n.q.
3	Bromide	0.015		



Carbonate/hydroxide eluent, standard, 45 °C		Conc. (mg/L)		
1	Fluoride	2.00	5 Bromide	10.00
2	Chloride	2.00	6 Nitrate	10.00
3	Nitrite	5.00	7 Sulfate	10.00
4	System peak	–	8 Phosphate	10.00



Carbonate/hydroxide eluent, drinking water, 45 °C		Conc. (mg/L)		
1	Fluoride	n.q.	4 Nitrate	9.7
2	Chloride	9.2	5 Sulfate	10.2
3	System peak	–		

### Ordering information

Metrosep A Supp 16 - 150/4.0	6.1031.420
Metrosep A Supp 16 Guard/4.0	6.1031.500
Metrosep A Supp 16 S-Guard/4.0	6.1031.510

# Metrosep A Supp 16 - 250/4.0 (6.1031.430)

92

The Metrosep A Supp 16 is ideal for high-capacity separation problems and distinguishes itself with its outstanding resolution, even in complex separation problems. The Metrosep A Supp 16 separation column is the «big brother» of the Metrosep A Supp 15 and is also based on a surface-functionalized polystyrene/divinylbenzene copolymer. The functional groups are bonded covalently. This and the surface structure of the anion exchanger results in unique selectivity. The high-capacity Metrosep A Supp 16 is used for solving complex problems.

The Metrosep A Supp 16 - 250/4.0 is characterized by outstanding resolution and solves the most difficult separation problems. The column is very well-suited to monitoring electroplating baths. Traces of anions can be determined in concentrated acids. Utilization in food analysis for the determination of maltose derivatives is only one more of the numerous applications of the high-capacity Metrosep A Supp 16 - 250/4.0.

## Applications

- Standard anions
- Universal applications
- Oligosaccharides and polysaccharides
- Separation of organic acids
- $\text{Cl}^-$ ,  $\text{SO}_4^{2-}$  in electroplating baths
- Quality monitoring of high-purity chemicals (e.g. conc. acids)
- Complex separation problems
- Difficult matrices

## Technical information

Substrate	Polystyrene/divinylbenzene copolymer with quaternary ammonium groups
Column dimensions	250 x 4.0 mm
Column body	PEEK
Standard flow	0.8 mL/min
Maximum flow	1.2 mL/min
Maximum pressure	20 MPa
Particle size	4.6 $\mu\text{m}$
Organic modifier	0...10%
pH range	0...14
Temperature range	10...70 °C
Capacity	195 $\mu\text{mol}$ ( $\text{Cl}^-$ )

## Eluent

Carbonate/hydroxide eluent (standard eluent)	Sodium carbonate	1590 mg/2 L	7.5 mmol/L
	Sodium hydroxide (c = 0.25 mol/L)	6.0 mL/2 L	0.75 mmol/L
Column temperature 45 °C			
Hydroxide eluent	Sodium hydroxide (c = 10 mol/L)	4.0 mL/2 L	20 mmol/L
Column temperature 32 °C			
Carbonate eluent	Sodium hydrogen carbonate	420 mg/2 L	2.5 mmol/L
	Sodium carbonate	1166 mg/2 L	5.5 mmol/L
Column temperature 45 °C			

## Care

### Regeneration

Rinse the column overnight (12 h) with standard eluent at a low flow rate (0.4 mL/min).

Rinse the column with one third of the standard flow in the opposite direction for 2 h with 15 mmol/L  $\text{Na}_2\text{CO}_3$  and then for 2 h with ultrapure water.

### Eluent change

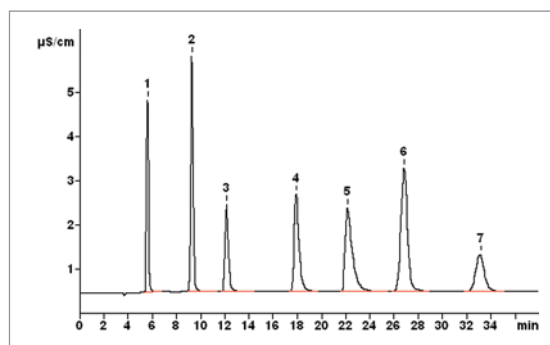
When installing or changing to eluents which have an organic modifier to avoid high backpressure, adjust the flow in small increments from 0.4 mL/min to match standard conditions within one hour while maintaining the direction of flow.

### Storage

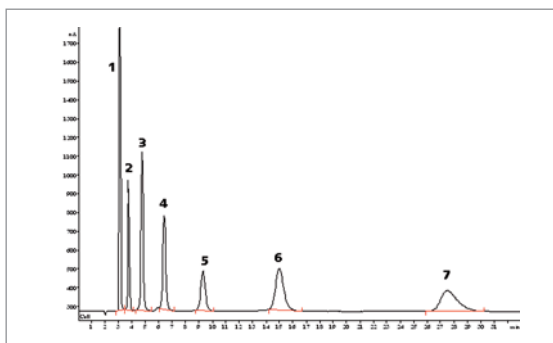
In the eluent



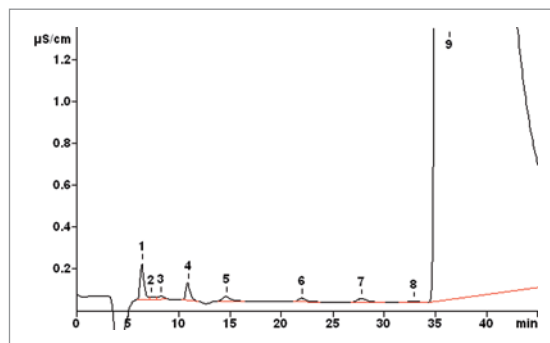
### Chromatograms



Carbonate/hydroxide eluent, standard, 45 °C				Conc. (mg/L)	
1	Fluoride	2.00	5	Nitrate	10.00
2	Chloride	2.00	6	Sulfate	10.00
3	Nitrite	5.00	7	Phosphate	10.00
4	Bromide	10.00			



Hydroxide eluent, maltose derivative, 32 °C; PAD				Conc. (mg/L)	
1	Glucose	5.00	5	Maltopentaose	20.00
2	Maltose	5.00	6	Maltohexaose	30.00
3	Maltotriose	10.00	7	Maltoheptaose	40.00
4	Maltotetraose	10.00			



Carbonate eluent, diluted sulfuric acid after neutralization				Conc. (mg/L)	
1	Fluoride	0.50	6	Bromide	0.50
2	Formate	n.q.	7	Nitrate	0.50
3	Acetate	n.q.	8	Phosphate	0.50
4	Chloride	0.50	9	Sulfate	n.q.
5	Nitrite	0.50			

### Ordering information

Metrosep A Supp 16 - 250/4.0	6.1031.430
Metrosep A Supp 16 Guard/4.0	6.1031.500
Metrosep A Supp 16 S-Guard/4.0	6.1031.510



## Separation columns

95



Microbore IC anion-separation columns for lower eluent consumption and greater sensitivity

# Metrosep A Supp 5 - 150/2.0 (6.1006.220)

96

The Metrosep A Supp 5 - 150/2.0 in the microbore version is distinguished for its excellent separation properties. The particle size of 5 µm makes a decisive contribution to the separating efficiency of this column. The Metrosep A Supp 5 - 150/2.0 offers the optimum combination of selectivity and capacity, with which even complex separation tasks can be solved within a short time. The 2 mm Metrosep A Supp 5 separation columns are packed with the same material as the corresponding 4 mm separation columns. The 150 mm version of this column type is used for universal applications at low eluent consumption.

With its low eluent flow, this column is particularly suitable for IC/MS coupling.

## Applications

- Standard anions
- F<sup>-</sup>, Cl<sup>-</sup>, Br<sup>-</sup>, I<sup>-</sup>
- ClO<sub>2</sub><sup>-</sup>, ClO<sub>3</sub><sup>-</sup>, ClO<sub>4</sub><sup>-</sup>, BrO<sub>3</sub><sup>-</sup>
- Cr (VI) (CrO<sub>4</sub><sup>2-</sup>)
- Method development
- Difficult matrices
- Complex separation problems
- IC-MS coupling

## Technical information

Substrate	Polyvinyl alcohol with quarternary ammonium groups
Column dimensions	150 x 2.0 mm
Column body	PEEK
Standard flow	0.18 mL/min
Maximum flow	0.21 mL/min
Maximum pressure	20 MPa
Particle size	5 µm
Organic modifier	0...100% (particularly acetone, acetonitrile, methanol)
pH range	3...12
Temperature range	20...60 °C
Capacity	12 µmol (Cl <sup>-</sup> )

## Eluent

Carbonate eluent	Sodium bicarbonate	168 mg/2 L	1.0 mmol/L
(standard eluent)	Sodium carbonate	678 mg/2 L	3.2 mmol/L

## Care

### Regeneration

Contamination with low-valence hydrophilic ions

1. Rinse with ultrapure water (25 min at 0.1 mL/min)
2. Rinse with 10x concentrated eluent (100 min at 0.1 mL/min)
3. Rinse with ultrapure water (25 min at 0.1 mL/min)
4. Rinse with eluent (100 min at 0.1 mL/min)

Contamination with high-valence hydrophobic ions or organic contaminations

1. Rinse with eluent (100 min at 0.1 mL/min)
2. Rinse with 5% acetonitrile (20 min at 0.1 mL/min)
3. Rinse with 100% acetonitrile (60 min at 0.1 mL/min)
4. Rinse with 50% acetonitrile (10 min at 0.1 mL/min)
5. Rinse with ultrapure water (25 min at 0.1 mL/min)
6. Rinse with eluent (100 min at 0.1 mL/min)

### Shifted system peak

1. Regeneration method with column oven
2. Rinse with concentrated eluent of 1 mol/L Na<sub>2</sub>CO<sub>3</sub> (25 min at 0.1 mL/min)
3. Maintain for 10...12 hours at 45...50 °C (without rinsing)
4. Rinse with the normal eluent (at least 40 min at 0.1 mL/min)

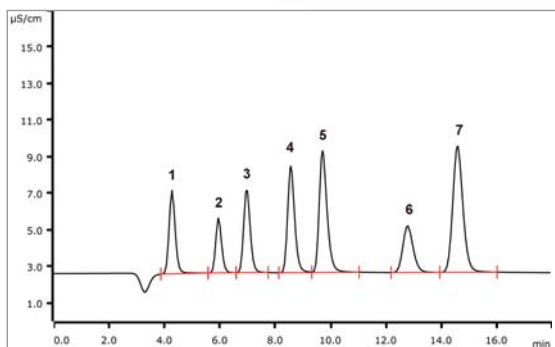
### Storage

In the eluent

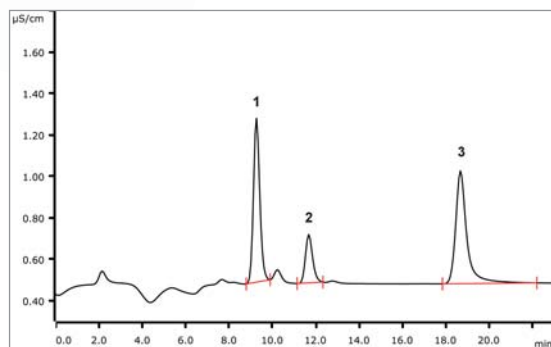




### Chromatograms



Carbonate eluent, standard		Conc. (mg/L)	
1	Fluoride	2.00	5 Nitrate
2	Chloride	2.00	6 Phosphate
3	Nitrite	5.00	7 Sulfate
4	Bromide	10.00	



Carbonate eluent, polyethylene pellets by		Conc. (mg/kg)	
Combustion IC (CIC)			
1	Chloride	94.2	3 Sulfate
2	Bromide	84.0	74.7

### Ordering information

Metrosep A Supp 5 - 150/2.0	6.1006.220
Metrosep A Supp 5 Guard/2.0	6.1006.600
Metrosep A Supp 5 S-Guard/2.0	6.1006.610

# Metrosep A Supp 5 - 250/2.0 (6.1006.230)

98

The Metrosep A Supp 5 - 250/2.0 is the microbore high-performance separation column with which even complex separation problems can be solved easily and reproducibly. The range of applications possible with this column far exceeds the detection of standard anions. The Metrosep A Supp 5 - 250/2.0 is used wherever maximum separating efficiency must be combined with both the lowest of detection limits and low eluent consumption.

With its low eluent flow, this column is particularly suitable for IC/MS coupling.

## Applications

- Standard anions
- F<sup>-</sup>, Cl<sup>-</sup>, Br<sup>-</sup>, I<sup>-</sup>
- ClO<sub>2</sub><sup>-</sup>, ClO<sub>3</sub><sup>-</sup>, ClO<sub>4</sub><sup>-</sup>, BrO<sub>3</sub><sup>-</sup>
- ClO<sub>4</sub><sup>-</sup> at high ionic strength
- BrO<sub>3</sub><sup>-</sup> at high ionic strength
- Cr (VI) (CrO<sub>4</sub><sup>2-</sup>)
- Method development
- Universal applications
- Difficult matrices
- Complex separation problems
- Applications with gradient
- IC-MS coupling

## Technical information

Substrate	Polyvinyl alcohol with quarternary ammonium groups
Column dimensions	250 x 2.0 mm
Column body	PEEK
Standard flow	0.18 mL/min
Maximum flow	0.21 mL/min
Maximum pressure	20 MPa
Particle size	5 µm
Organic modifier	0...100% (particularly acetone, acetonitrile, methanol)
pH range	3...12
Temperature range	20...60 °C
Capacity	21 µmol (Cl <sup>-</sup> )

## Eluent

Carbonate eluent	Sodium bicarbonate	168 mg/2 L	1.0 mmol/L
(standard eluent)	Sodium carbonate	678 mg/2 L	3.2 mmol/L

## Care

### Regeneration

Contamination with low-valence hydrophilic ions

1. Rinse with ultrapure water (25 min at 0.1 mL/min)
2. Rinse with 10x concentrated eluent (100 min at 0.1 mL/min)
3. Rinse with ultrapure water (25 min at 0.1 mL/min)
4. Rinse with eluent (100 min at 0.1 mL/min)

Contamination with high-valence hydrophobic ions or organic contaminations

1. Rinse with eluent (100 min at 0.1 mL/min)
2. Rinse with 5% acetonitrile (20 min at 0.1 mL/min)
3. Rinse with 100% acetonitrile (60 min at 0.1 mL/min)
4. Rinse with 50% acetonitrile (10 min at 0.1 mL/min)

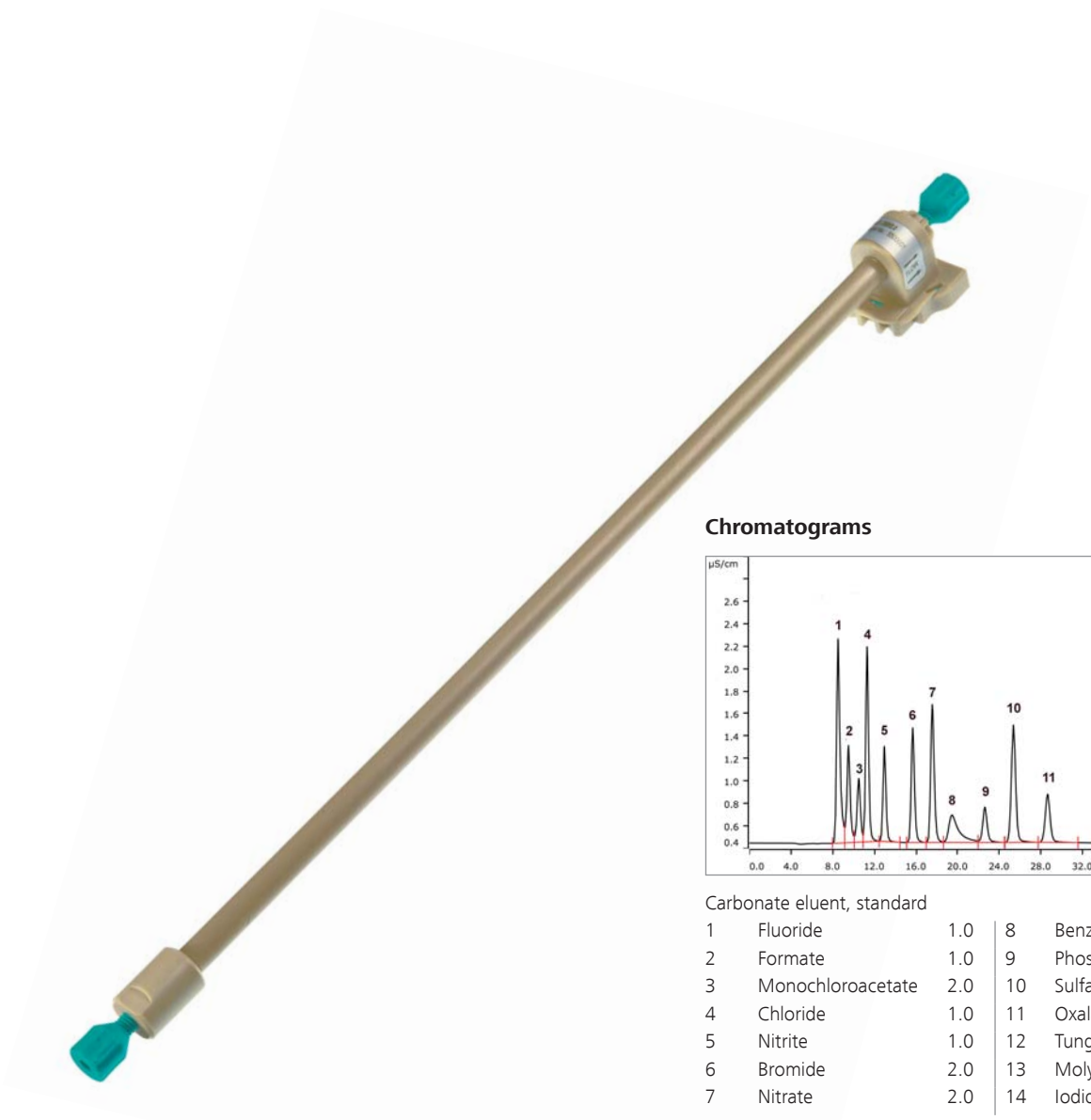
5. Rinse with ultrapure water (25 min at 0.1 mL/min)
6. Rinse with eluent (100 min at 0.1 mL/min)

### Shifted system peak

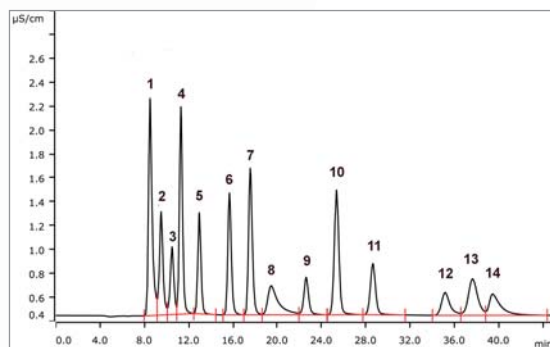
1. Regeneration method with column oven
2. Rinse with concentrated eluent of 1 mol/L Na<sub>2</sub>CO<sub>3</sub> (25 min at 0.1 mL/min)
3. Maintain for 10...12 hours at 45...50 °C (without rinsing)
4. Rinse with the normal eluent (at least 40 min at 0.1 mL/min)

### Storage

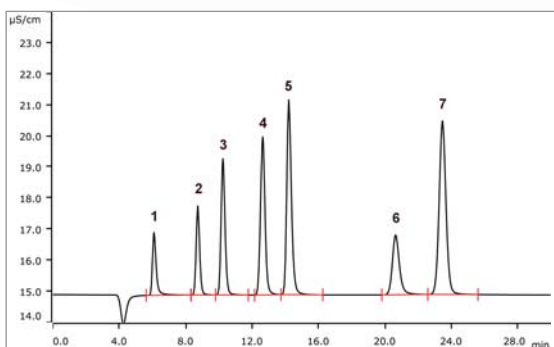
In the eluent



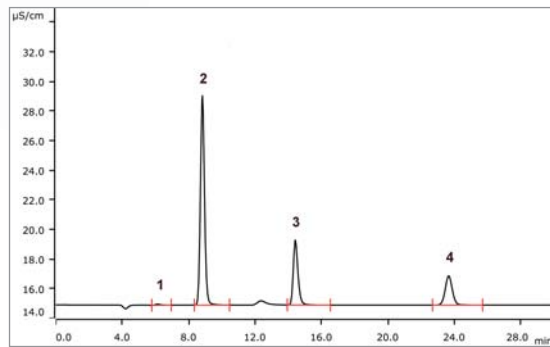
**Chromatograms**



Carbonate eluent, standard				Conc. (mg/L)	
1	Fluoride	1.0	8	Benzoate	4.0
2	Formate	1.0	9	Phosphate	2.0
3	Monochloroacetate	2.0	10	Sulfate	2.0
4	Chloride	1.0	11	Oxalate	1.0
5	Nitrite	1.0	12	Tungstate	2.0
6	Bromide	2.0	13	Molybdate	2.0
7	Nitrate	2.0	14	Iodide	2.0



Carbonate eluent, standard				Conc. (mg/L)	
1	Fluoride	2.00	5	Nitrate	10.00
2	Chloride	2.00	6	Phosphate	10.00
3	Nitrite	5.00	7	Sulfate	10.00
4	Bromide	10.00			



Carbonate eluent, drinking water				Conc. (mg/L)	
1	Fluoride	0.09	3	Nitrate	7.09
2	Chloride	9.58	4	Sulfate	3.86

**Ordering information**

Metrosep A Supp 5 - 250/2.0	6.1006.230
Metrosep A Supp 5 Guard/2.0	6.1006.600
Metrosep A Supp 5 S-Guard/2.0	6.1006.610

# Metrosep A Supp 7 - 150/2.0 (6.1006.640)

100

The Metrosep A Supp 7 - 150/2.0 is the shorter of the two A Supp 7 columns in the microbore version. It allows similarly complex separation tasks to be solved the same way as with the corresponding 250 mm version, with no significant loss in separating efficiency.

With the Metrosep A Supp 7 - 150/2.0, these ions are determined with certainty and precision down to the lower µg/L range. High detection sensitivity is achieved by using the 5 µm polyvinyl alcohol polymer, which allows extremely high plate numbers and therefore outstanding separation and detection properties can be achieved. In addition, the separation can be adapted to the specific requirements of the application by modifying the temperature.

This microbore column is particularly suitable for use with an MS detector.

## Applications

- Standard anions
- Fast analysis (high flow rate)
- Applications with gradient
- IC-MS

## Technical information

Substrate	Polyvinyl alcohol with quarternary ammonium groups
Column dimensions	150 x 2.0 mm
Column body	PEEK
Standard flow	0.2 mL/min
Maximum flow	0.6 mL/min
Maximum pressure	20 MPa
Particle size	5 µm
Organic modifier	0...100% (particularly acetone, acetonitrile and methanol)
pH range	3...12
Temperature range	20...60 °C
Capacity	18 µmol (Cl <sup>-</sup> )

## Eluent

Carbonate eluent (standard eluent)	Sodium carbonate (column temperature: 45 °C)	763 mg/2 L	3.6 mmol/L
Carbonate eluent (modified)	Sodium carbonate (column temperature: 55 °C)	878 mg/2 L	4.0 mmol/L

## Care

Regeneration procedure for contamination with low-valency hydrophilic ions:

1. Rinse with ultrapure water (25 min at 0.1 mL/min)
2. Rinse with 10x concentrated eluent (100 min at 0.1 mL/min)
3. Rinse with ultrapure water (25 min at 0.1 mL/min)
4. Rinse with eluent (100 min at 0.1 mL/min)

Regeneration procedure for contamination with high-valency hydrophobic ions and organic contaminations:

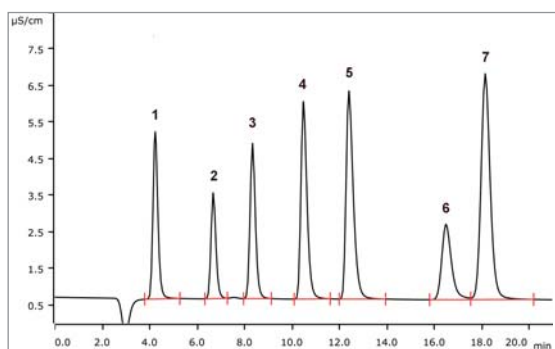
1. Rinse with ultrapure water (25 min at 0.1 mL/min)
2. Rinse with 100% acetonitrile (20 min at 0.1 mL/min)
3. Rinse with ultrapure water (25 min at 0.1 mL/min)
4. Rinse with 10x concentrated eluent (100 min at 0.1 mL/min)
5. Rinse with ultrapure water (25 min at 0.1 mL/min)
6. Rinse with eluent (100 min at 0.1 mL/min)

## Storage

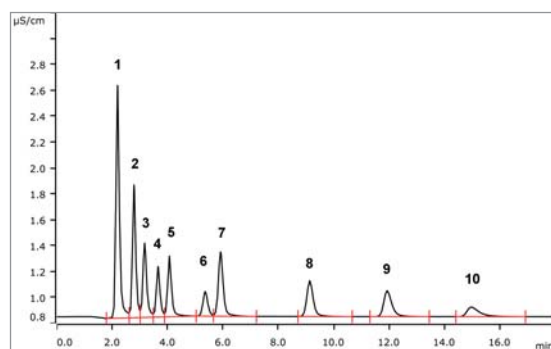
In the eluent at maximum +8 °C.



### Chromatograms



Carbonate eluent, standard, 45 °C			Conc. (mg/L)		
1	Fluoride	2.00	5	Nitrate	10.00
2	Chloride	2.00	6	Phosphate	10.00
3	Nitrite	5.00	7	Sulfate	10.00
4	Bromide	10.00			



Carbonate eluent (mod.), standard, 55 °C			Conc. (mg/L)		
1	Fluoride	1.00	6	Phosphate	1.00
2	Chloride	1.00	7	Sulfate	1.00
3	Nitrite	1.00	8	Thiosulfate	1.00
4	Bromide	1.00	9	Thiocyanate	1.00
5	Nitrate	1.00	10	Perchlorate	1.00

### Ordering information

Metrosep A Supp 7 - 150/2.0	6.1006.640
Metrosep A Supp 5 Guard/2.0	6.1006.600
Metrosep A Supp 5 S-Guard/2.0	6.1006.610
Metrosep A Supp 16 Guard/2.0	6.1031.600
Metrosep A Supp 16 S-Guard/2.0	6.1031.610

# Metrosep A Supp 7 - 250/2.0 (6.1006.650)

102

Disinfection byproducts from water treatment are suspected not only of being health hazards but also of being carcinogenic. Oxyhalides have therefore become the subject of many investigations and standards (e.g., EPA 300.1 Part B, EPA 317.0, EPA 326.0). Of primary concern is bromate, which forms from bromide during the ozonization of drinking water.

The microbore version of the Metrosep A Supp 7 - 250/4.0 is a high-performance separation column for the parallel determination of standard anions, oxyhalides and dichloroacetic acid. With this column, these ions are determined with certainty and precision down to the lower  $\mu\text{g/L}$  range. High detection sensitivity is achieved by using the  $5\ \mu\text{m}$  polyvinyl alcohol polymer, which allows extremely high plate numbers and therefore outstanding separation and detection properties can be achieved. In addition, the separation can be adapted to the specific requirements of the application by modifying the temperature.

This microbore column is particularly suitable for use with an MS detector.

## Applications

- Standard anions
- EPA 300.1 Part B, simultaneous determination of standard anions and  $\text{ClO}_2^-$ ,  $\text{ClO}_3^-$ ,  $\text{BrO}_3^-$  and DCA (dichloroacetic acid)
- Isocratic separation of glycolate, acetate and formate
- Complex separation tasks
- Applications with gradient
- IC-MS

## Technical information

Substrate	Polyvinyl alcohol with quarternary ammonium groups
Column dimensions	250 x 2.0 mm
Column body	PEEK
Standard flow	0.2 mL/min
Maximum flow	0.4 mL/min
Maximum pressure	20 MPa
Particle size	$5\ \mu\text{m}$
Organic modifier	0...100% (particularly acetone, acetonitrile and methanol)
pH range	3...12
Temperature range	20...60 °C
Capacity	27 $\mu\text{mol}$ (Cl <sup>-</sup> )

## Eluent

Carbonate eluent (standard eluent)	Sodium carbonate (column temperature: 45 °C)	763 mg/2 L	3.6 mmol/L
------------------------------------	----------------------------------------------	------------	------------

## Care

Regeneration procedure for contamination with low-valency hydrophilic ions:

1. Rinse with ultrapure water (25 min at 0.1 mL/min)
2. Rinse with 10x concentrated eluent (100 min at 0.1 mL/min)
3. Rinse with ultrapure water (25 min at 0.1 mL/min)
4. Rinse with eluent (100 min at 0.1 mL/min)

Regeneration procedure for contamination with high-valency hydrophobic ions and organic contaminations:

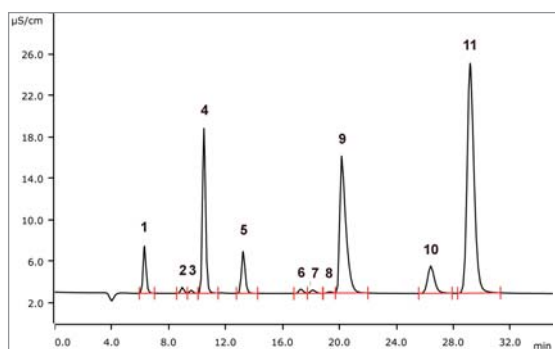
1. Rinse with ultrapure water (25 min at 0.1 mL/min)
2. Rinse with 100% acetonitrile (20 min at 0.1 mL/min)
3. Rinse with ultrapure water (25 min at 0.1 mL/min)
4. Rinse with 10x concentrated eluent (100 min at 0.1 mL/min)
5. Rinse with ultrapure water (25 min at 0.1 mL/min)
6. Rinse with eluent (100 min at 0.1 mL/min)

## Storage

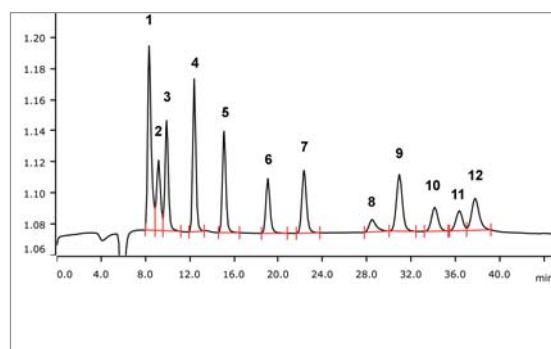
In the eluent at maximum +8 °C.



### Chromatogram



Carbonate eluent, standard, 45 °C		Conc. (mg/L)		
1	Fluoride	2.0	7 Chlorate	1.0
2	Chlorite	1.0	8 Dichloroacetate	1.0
3	Bromate	1.0	9 Nitrate	30.0
4	Chloride	10.0	10 Phosphate	15.0
5	Nitrite	5.0	11 Sulfate	40.0
6	Bromide	1.0		



Carbonate eluent, standard, 45 °C		Conc. (mg/L)		
1	Fluoride	0.1	7 Nitrate	0.1
2	Acetate	0.1	8 Phosphate	0.1
3	Formate	0.1	9 Sulfate	0.1
4	Chloride	0.1	10 Malonate	0.1
5	Nitrite	0.1	11 Succinate	0.1
6	Bromide	0.1	12 Oxalate	0.1

### Ordering information

Metrosep A Supp 7 - 250/2.0	6.1006.650
Metrosep A Supp 5 Guard/2.0	6.1006.600
Metrosep A Supp 5 S-Guard/2.0	6.1006.610
Metrosep A Supp 16 Guard/2.0	6.1031.600
Metrosep A Supp 16 S-Guard/2.0	6.1031.610

# Metrosep A Supp 10 - 50/2.0 (6.1020.250)

104

The Metrosep A Supp 10 - 50/2.0 separation column is based on a high-capacity polystyrene/divinylbenzene copolymer with a particle size of only 4.6 µm. Temperature, flow and eluent composition can be used to modify the properties of the column to accommodate the current application directly. The 2 mm Metrosep A Supp 10 separation columns are packed with the same material as the corresponding 4 mm separation columns. The short length and associated relatively low overall capacity of this 50 mm column enable very rapid separations of standard anions.

The Metrosep A Supp 10 - 50/2.0 is well-suited to simple separation problems and uncomplicated matrices. Thanks to its low flow, this microbore separation column is ideal for IC-MS applications.

## Applications

- Standard anions
- Simple separation problems
- Uncomplicated matrices
- Short analysis times
- IC-MS coupling

## Technical information

Substrate	Polystyrene/divinylbenzene copolymer with quaternary ammonium groups
Column dimensions	50 x 2.0 mm
Column body	PEEK
Standard flow	0.25 mL/min
Maximum flow	1.3 mL/min
Maximum pressure	25 MPa
Particle size	4.6 µm
Organic modifier	0...100%
pH range	0...14
Temperature range	10...70 °C
Capacity	4.6 µmol (Cl <sup>-</sup> )

## Eluent

Carbonate eluent	Sodium hydrogen carbonate	840 mg/2 L	5.0 mmol/L
(standard eluent)	Sodium carbonate	1060 mg/2 L	5.0 mmol/L
		Column temperature 45 °C	

## Care

### Regeneration

Rinse with 50 mL of a 0.05 mol/L solution of Na<sub>4</sub>EDTA at a flow rate of 0.12 mL/min. Then rinse with 0.1 mol/L NaOH at 0.12 mL/min for 1 h.

### Organic contaminants:

Rinse with 70% methanol at 0.12 mL/min for 12 h. The addition of 1% acetic acid may be useful.

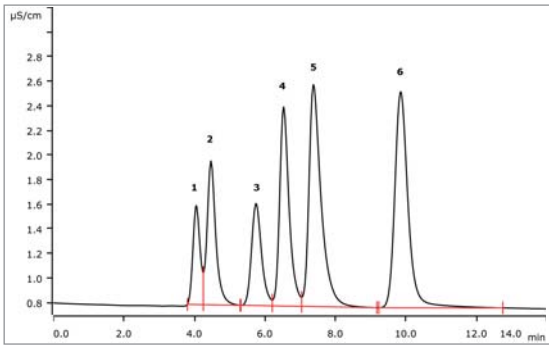
### Storage

In the eluent



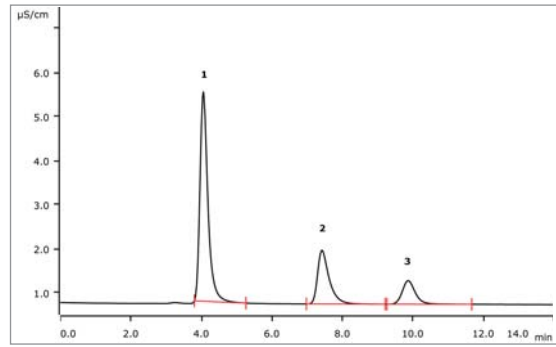


**Chromatograms**



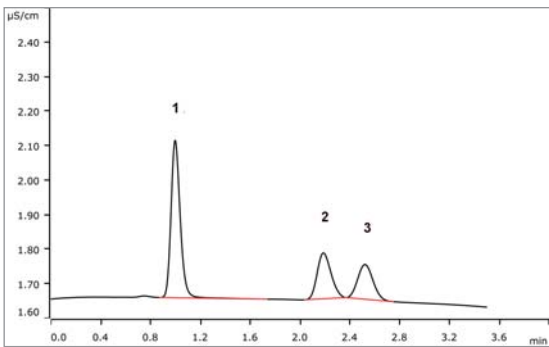
Carbonate eluent, standard, 45 °C, Conc. (mg/L)

1	Chloride	2.00	4	Bromide	10.00
2	Nitrite	5.00	5	Nitrate	10.00
3	Phosphate	10.00	6	Sulfate	10.00



Carbonate eluent, drinking water, 45 °C Conc. (mg/L)

1	Chloride	4.05	3	Sulfate	9.86
2	Nitrate	7.42			



Carbonate eluent, drinking water, high flow (1.0 mL/min), 45 °C Conc. (mg/L)

1	Chloride	3.83	3	Sulfate	2.44
2	Nitrate	3.83			

**Ordering information**

Metrosep A Supp 10 - 50/2.0	6.1020.250
Metrosep A Supp 10 Guard/2.0	6.1020.600
Metrosep A Supp 10 S-Guard/2.0	6.1020.610

# Metrosep A Supp 10 - 75/2.0 (6.1020.270)

106

The Metrosep A Supp 10 - 75/2.0 separation column is based on a high-capacity polystyrene/divinylbenzene copolymer with a particle size of only 4.6 µm. This proven column concept optimized by Metrohm is characterized by its robust construction, great selectivity and outstanding separating efficiency. The 2 mm Metrosep A Supp 10 separation columns are packed with the same material as the corresponding 4 mm separation columns. Temperature, flow and eluent composition can be used to modify the properties of the column to accommodate the current application directly.

The capacity of the Metrosep A Supp 10 - 75/2.0 has been optimized with respect to two aspects: matrix and speed. A rapid baseline separation of the standard anions can also be achieved in samples of high ionic strength. Particularly suitable for IC-MS applications.

## Applications

- Standard anions
- IC-MS coupling
- Separation of sulfite and sulfate
- Fermentation samples

## Technical information

Substrate	Polystyrene/divinylbenzene copolymer with quaternary ammonium groups
Column dimensions	75 x 2.0 mm
Column body	PEEK
Standard flow	0.25 mL/min
Maximum flow	1.1 mL/min
Maximum pressure	25 MPa
Particle size	4.6 µm
Organic modifier	0...100%
pH range	0...14
Temperature range	10...70 °C
Capacity	6.9 µmol (Cl <sup>-</sup> )

## Eluent

Carbonate eluent	Sodium hydrogen carbonate	840 mg/2 L	5.0 mmol/L
(standard eluent)	Sodium carbonate	1060 mg/2 L	5.0 mmol/L
		Column temperature 45 °C	

## Care

### Regeneration

Rinse with 50 mL of a 0.05 mol/L solution of Na<sub>4</sub>EDTA at a flow rate of 0.12 mL/min. Then rinse with 0.1 mol/L NaOH at 0.12 mL/min for 1 h.

### Organic contaminants:

Rinse with 70% methanol at 0.12 mL/min for 12 h. The addition of 1% acetic acid may be useful.

### Storage

In the eluent



# Metrosep A Supp 10 - 100/2.0 (6.1020.210)

108

The Metrosep A Supp 10 - 100/2.0 separation column is based on a high-capacity polystyrene/divinylbenzene copolymer with a particle size of only 4.6 µm. Temperature, flow and eluent composition can be used to modify the properties of the column to accommodate the current application directly. The 2 mm Metrosep A Supp 10 separation columns are packed with the same material as the corresponding 4 mm separation columns.

The Metrosep A Supp 10 - 100/2.0 is the microbore column of choice for routine applications. Thanks to the high flow and pressure stability of this separation column, very rapid chromatograms with good separation of the ions can be achieved. The standard anions can thus be separated within less than three minutes. Particularly suitable for IC-MS applications.

## Applications

- Standard anions
- Simple separation problems
- Traces of cyanide and sulfide with PAD
- Uncomplicated matrices
- IC-MS coupling

## Technical information

Substrate	Polystyrene/divinylbenzene copolymer with quaternary ammonium groups
Column dimensions	100 x 2.0 mm
Column body	PEEK
Standard flow	0.25 mL/min
Maximum flow	0.9 mL/min
Maximum pressure	25 MPa
Particle size	4.6 µm
Organic modifier	0...100%
pH range	0...14
Temperature range	10...70 °C
Capacity	8.7 µmol (Cl <sup>-</sup> )

## Eluent

Carbonate eluent (standard eluent)	Sodium hydrogen carbonate	840 mg/2 L	5.0 mmol/L
	Sodium carbonate	1060 mg/2 L	5.0 mmol/L
Column temperature 45 °C			
Hydroxide/EDTA eluent	Sodium hydroxide (c = 20 mol/L)	10 mL/2 L	100 mmol/L
	EDTA	2.0 mg/2 L	0.007 mmol/L
Column temperature 35 °C			

## Care

### Regeneration

Rinse with 50 mL of a 0.05 mol/L solution of Na<sub>4</sub>EDTA at a flow rate of 0.12 mL/min. Then rinse with 0.1 mol/L NaOH at 0.12 mL/min for 1 h.

### Organic contaminants:

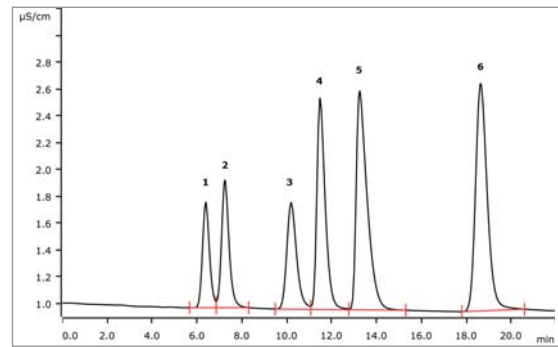
Rinse with 70% methanol at 0.12 mL/min for 12 h. The addition of 1% acetic acid may be useful.

### Storage

In the eluent

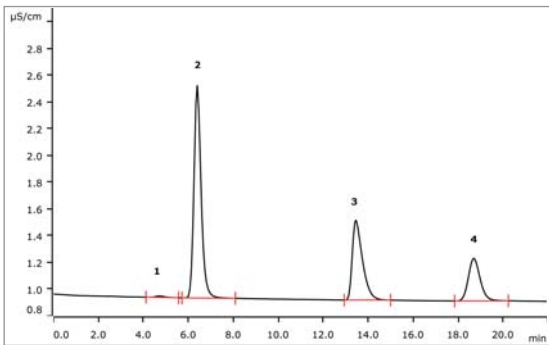


**Chromatograms**



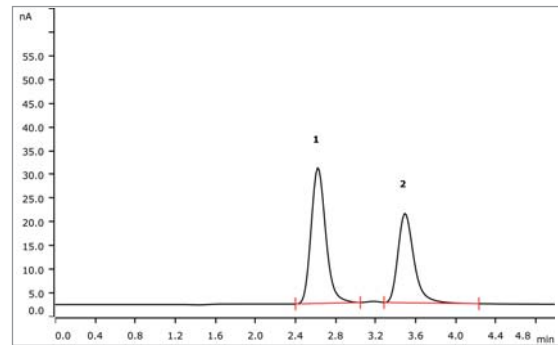
Carbonate eluent, standard, 45 °C,

	Conc. (mg/L)		Conc. (mg/L)
1 Chloride	2.00	4 Bromide	10.00
2 Nitrite	5.00	5 Nitrate	10.00
3 Phosphate	10.00	6 Sulfate	10.00



Carbonate eluent, drinking water, 45 °C

	Conc. (mg/L)		Conc. (mg/L)
1 Fluoride	n.q.	3 Nitrate	10.69
2 Chloride	11.02	4 Sulfate	5.85



Hydroxide/EDTA eluent, standard, 35 °C

	Conc. (μg/L)
1 Sulfide	10.00
2 Cyanide	10.00

**Ordering information**

Metrosep A Supp 10 - 100/2.0	6.1020.210
Metrosep A Supp 10 Guard/2.0	6.1020.600
Metrosep A Supp 10 S-Guard/2.0	6.1020.610

# Metrosep A Supp 10 - 150/2.0 (6.1020.220)

110

The Metrosep A Supp 10 - 150/2.0 separation column is based on a high-capacity polystyrene/divinylbenzene copolymer with a particle size of only 4.6 µm. This proven column concept optimized by Metrohm is characterized by its robust construction, great selectivity and outstanding separating efficiency. The 2 mm Metrosep A Supp 10 separation columns are packed with the same material as the corresponding 4 mm separation columns. Temperature, flow and eluent composition can be used to modify the properties of the column to accommodate the current application directly.

The Metrosep A Supp 10 - 150/2.0 separation column is suitable for complex separation tasks with wide differences in concentrations. The microbore version exhibits low eluent consumption and is therefore particularly suitable for IC-MS applications.

## Applications

- Standard anions
- Universal applications
- Different matrices
- Transition metal complexes
- Chromium(VI) in toys (EU directive 2009/48/EC)
- IC-MS coupling

## Technical information

Substrate	Polystyrene/divinylbenzene copolymer with quaternary ammonium groups
Column dimensions	150 x 2.0 mm
Column body	PEEK
Standard flow	0.25 mL/min
Maximum flow	0.7 mL/min
Maximum pressure	25 MPa
Particle size	4.6 µm
Organic modifier	0...100%
pH range	0...14
Temperature range	10...70 °C
Capacity	15 µmol (Cl <sup>-</sup> )

## Eluent

Carbonate eluent (standard eluent)	Sodium hydrogen carbonate	840 mg/2 L	5.0 mmol/L
	Sodium carbonate	1060 mg/2 L	5.0 mmol/L
Column temperature 45 °C			
Dipicolinic acid eluent	Dipicolinic acid	1.0 g/2 L	3.0 mmol/L
	Sodium sulfate	1.42 g/2 L	10 mmol/L
	Sodium hydroxide (c = 20 mol/L)	6.6 mL/2 L	66 mmol/L
	Formic acid		pH = 4.33

## Care

Regeneration

Column purification:


Rinse with 50 mL of a 0.05 mol/L solution of Na<sub>2</sub>EDTA at a flow rate of 0.12 mL/min. Then rinse with 0.1 mol/L NaOH at 0.12 mL/min for 1 h.

Organic contaminants:

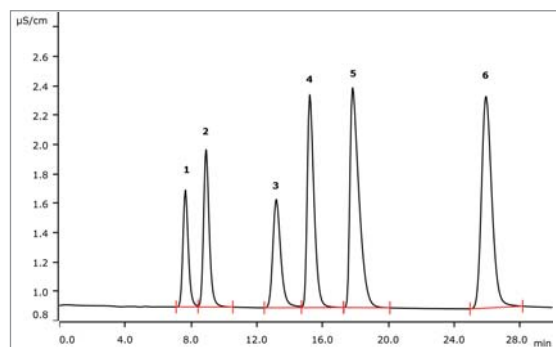
Rinse with 70% methanol at 0.12 mL/min for 12 h. The addition of 1% acetic acid may be useful.

Storage

In the eluent



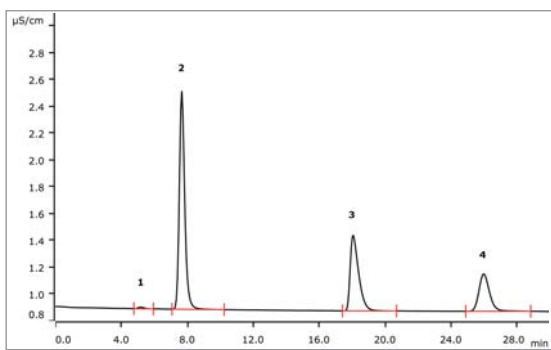
### Chromatograms



Carbonate eluent, standard, 45 °C

Conc. (mg/L)

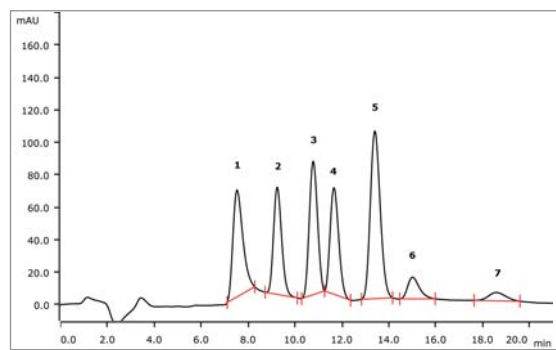
1	Chloride	2.00	4	Bromide	10.00
2	Nitrite	5.00	5	Nitrate	10.00
3	Phosphate	10.00	6	Sulfate	10.00



Carbonate eluent, drinking water, 45 °C

Conc. (mg/L)

1	Fluoride	n.q.	3	Nitrate	10.69
2	Chloride	11.02	4	Sulfate	5.85



Dipicolinic acid eluent, PCR with PAR, 510 nm, 55 °C

Conc. (μg/L)

1	Iron(III)	12.40	5	Cobalt	10.00
2	Copper	10.00	6	Cadmium	10.00
3	Nickel	10.00	7	Iron(II)	7.5
4	Zinc	10.00			

### Ordering information

Metrosep A Supp 10 - 150/2.0  
 Metrosep A Supp 10 Guard/2.0  
 Metrosep A Supp 10 S-Guard/2.0

6.1020.220  
 6.1020.600  
 6.1020.610

# Metrosep A Supp 10 - 250/2.0 (6.1020.230)

112

The Metrosep A Supp 10 - 250/2.0 separation column is based on a high-capacity polystyrene/divinylbenzene copolymer with a particle size of only 4.6 µm. This proven column concept optimized by Metrohm is characterized by its robust construction, great selectivity and outstanding separating efficiency. The 2 mm Metrosep A Supp 10 separation columns are packed with the same material as the corresponding 4 mm separation columns. Temperature, flow and eluent composition can be used to modify the properties of the column to accommodate the current application directly.

The Metrosep A Supp 10 - 250/2.0 has a very high capacity for a microbore column. It is suitable for samples with high ionic strength, for complex separation tasks and for analyses in which great differences in concentration between the individual components are present. Thanks to its low flow, this microbore separation column is ideal for IC-MS applications.

## Applications

- Standard anions
- Complex separation problems
- Difficult matrices
- Anions in concentrated acids
- Aggressive matrices
- IC-MS coupling

## Technical information

Substrate	Polystyrene/divinylbenzene copolymer with quaternary ammonium groups
Column dimensions	250 x 2.0 mm
Column body	PEEK
Standard flow	0.25 mL/min
Maximum flow	0.7 mL/min
Maximum pressure	25 MPa
Particle size	4.6 µm
Organic modifier	0...100%
pH range	0...14
Temperature range	10...70 °C
Capacity	24 µmol (Cl <sup>-</sup> )

## Eluent

Carbonate eluent (standard eluent)	Sodium hydrogen carbonate	840 mg/2 L	5.0 mmol/L
	Sodium carbonate	1060 mg/2 L	5.0 mmol/L
Column temperature 45 °C			
Ammonium sulfate eluent	Ammonium sulfate	66.0 g/2 L	250 mmol/L
	Ammonium hydroxide (c = 5.0 mol/L)	40 mL/2 L	100 mmol/L

## Care

Regeneration

Column purification:

Rinse with 50 mL of a 0.05 mol/L solution of Na<sub>4</sub>EDTA at a flow rate of 0.12 mL/min. Then rinse with 0.1 mol/L NaOH at 0.12 mL/min for 1 h.

Organic contaminants:

Rinse with 70% methanol at 0.12 mL/min for 12 h. The addition of 1% acetic acid may be useful.

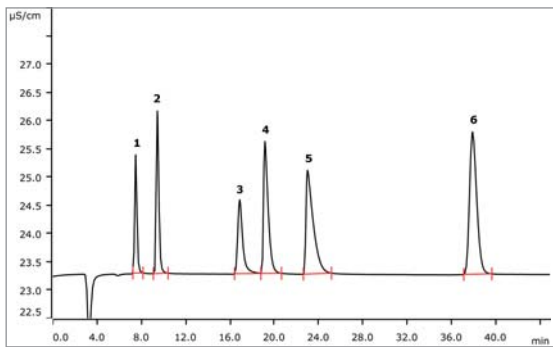
Storage

In the eluent



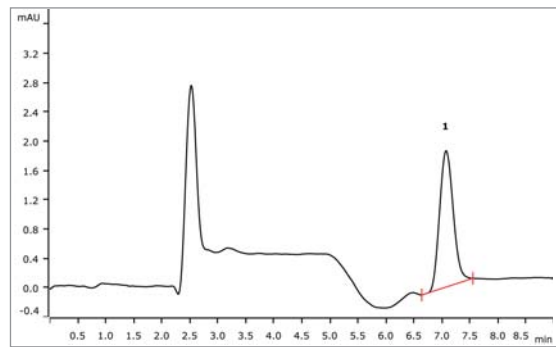


**Chromatograms**



Carbonate eluent, standard, 45 °C, Conc. (mg/L)

1	Chloride	5.00	4	Bromide	10.00
2	Nitrite	5.00	5	Nitrate	10.00
3	Phosphate	10.00	6	Sulfate	10.00



Ammonium sulfate eluent, PCR with 1,5-diphenylcarbazide  
530 nm, spiked drinking water, 50 °C Conc. (µg/L)

1	Chromate	0.2
---	----------	-----

**Ordering information**

Metrosep A Supp 10 - 250/2.0	6.1020.230
Metrosep A Supp 10 Guard/2.0	6.1020.600
Metrosep A Supp 10 S-Guard/2.0	6.1020.610

# Metrosep A Supp 15 - 250/2.0 (6.1030.230)

114

The Metrosep A Supp 15 - 250/2.0 separation column is based on a surface-functionalized polystyrene/divinylbenzene copolymer. The functional groups are bonded covalently. The morphology of the anion exchanger results in unique selectivity. Lower flows are applied due to the smaller inner diameter of this column type. Eluent consumption is reduced drastically as a result. The dwell time of the ions in the detector becomes longer and the sensitivity or the peak area is increased accordingly (with the same sample amount). Microbore separation columns are used with the MSM-LC (6.2844.000). The Metrosep A Supp 15 - 250/2.0 is packed with the same material as the corresponding A Supp 15 - 250/4.0.

The Metrosep A Supp 15 - 250/2.0 is the right column for sophisticated applications. With its low eluent flow, this column is particularly suitable for IC-MS coupling.

## Applications

- Standard anions
- Drinking water analyses
- Fluoride; glycolate
- Phosphate species
- Complex matrices
- Method development
- IC-MS coupling

## Technical information

Substrate	Polystyrene/divinylbenzene copolymer with quaternary ammonium groups
Column dimensions	250 x 2.0 mm
Column body	PEEK
Standard flow	0.2 mL/min
Maximum flow	0.3 mL/min
Maximum pressure	16 MPa
Particle size	4.6 µm
Organic modifier	0...10%
pH range	0...14
Temperature range	10...70 °C
Capacity	20 µmol (Cl <sup>-</sup> )

## Eluent

Carbonate/hydroxide eluent (standard eluent)	Sodium carbonate	1060 mg/2 L	5.0 mmol/L
	Sodium hydroxide (c = 0.25 mol/L)	2.4 mL/2 L	0.3 mmol/L
		Column temperature 45 °C	

## Care

### Regeneration

Rinse the column overnight (12 h) with standard eluent at low flow rate (0.1 mL/min).

### Minor to medium contamination

Rinse in the opposite direction with 15 mmol/L NaHCO<sub>3</sub> for approximately 2 h and then with ultrapure water for 1 h.

### Eluent change

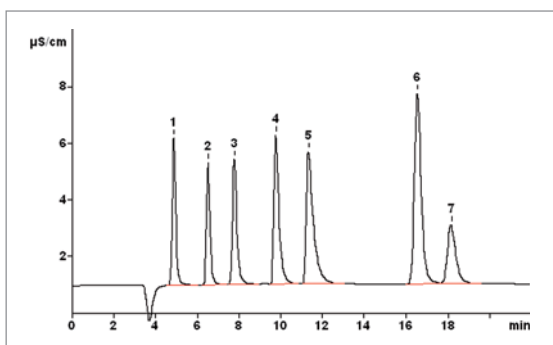
When installing or changing to eluents which have an organic modifier to avoid high backpressure, adjust the flow in small increments from 0.1 mL/min to match standard conditions within one hour while maintaining the direction of flow.

### Storage

In the eluent

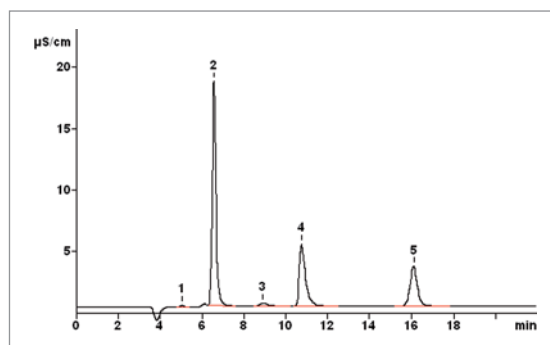


### Chromatograms



Carbonate/hydroxide eluent, standard, 45 °C Conc. (mg/L)

1	Fluoride	2.00	5	Nitrate	10.00
2	Chloride	2.00	6	Sulfate	10.00
3	Nitrite	5.00	7	Phosphate	10.00
4	Bromide	10.00			



Carbonate/hydroxide eluent, drinking water, 45 °C Conc. (mg/L)

1	Fluoride	n.q.	4	Nitrate	9.77
2	Chloride	9.00	5	Sulfate	10.40
3	System peak	–			

### Ordering information

Metrosep A Supp 15 - 250/2.0  
 Metrosep A Supp 15 Guard/2.0  
 Metrosep A Supp 15 S-Guard/2.0

6.1030.230  
 6.1030.600  
 6.1030.610

# Metrosep A Supp 16 - 100/2.0 (6.1031.210)

116

In the case of the microbore version of the Metrosep A Supp 16 - 100, lower flows are applied through the smaller inner diameter. Eluent consumption is reduced drastically as a result. The dwell time of the ions in the detector becomes longer and the sensitivity or the peak area is increased accordingly (with the same sample amount). Microbore separation columns are used together with the MSM-LC (6.2844.000). The 2 mm Metrosep A Supp 16 separation columns are packed with the same material as the corresponding 4 mm separation columns. The short version of this column type enables extremely rapid separations.

The column is well-suited to applications with a high ionic load but which require only relatively low resolution. With its low eluent flow, this column is particularly suitable for IC-MS coupling.

## Applications

- Standard anions
- Universal applications
- Rapid analysis (standard anions in 5 min)
- IC-MS coupling

## Technical information

Substrate	Polystyrene/divinylbenzene copolymer with quaternary ammonium groups
Column dimensions	100 x 2.0 mm
Column body	PEEK
Standard flow	0.2 mL/min
Maximum flow	0.6 mL/min
Maximum pressure	16 MPa
Particle size	4.6 µm
Organic modifier	0...10%
pH range	0...14
Temperature range	10...70 °C
Capacity	22 µmol (Cl <sup>-</sup> )

## Eluent

Carbonate/hydroxide eluent (standard eluent)	Sodium carbonate	1590 mg/2 L	7.5 mmol/L
	Sodium hydroxide (c = 0.25 mol/L)	6.0 mL/2 L	0.75 mmol/L
		Column temperature 45 °C	

## Care

### Regeneration

Rinse the column overnight (12 h) with standard eluent at low flow rate (0.1 mL/min).


Rinse the column with half of the standard flow in the opposite direction for 2 h with 15 mmol/L Na<sub>2</sub>CO<sub>3</sub> and then for 2 h with ultrapure water.

### Eluent change

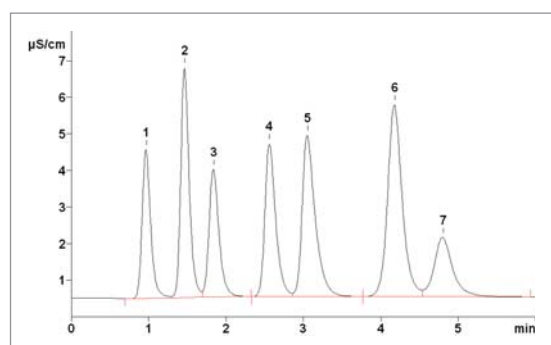
When installing or changing to eluents which have an organic modifier to avoid high backpressure, adjust the flow in small increments from 0.1 mL/min within one hour to match standard conditions while maintaining the direction of flow.

### Storage

In the eluent

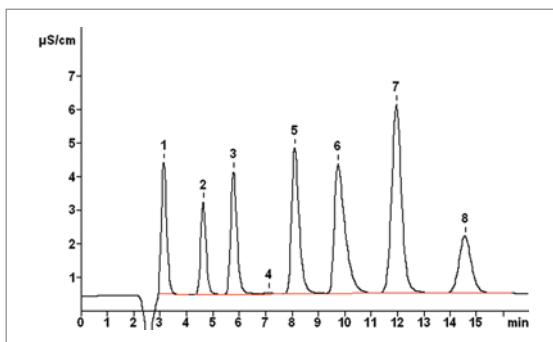


### Chromatograms



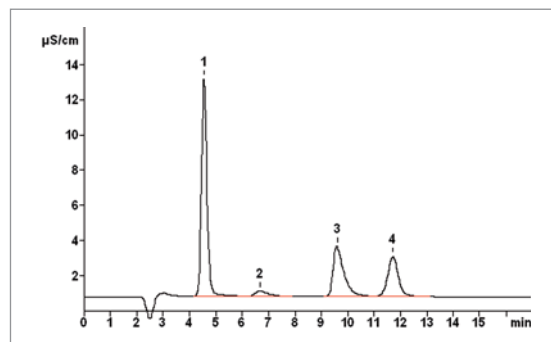
Carbonate/hydroxide eluent, standard, 40 °C,  
flow rate 0.6 mL/min.

			Conc. (mg/L)	
1	Fluoride	2.00	5 Nitrate	10.0
2	Chloride	5.00	6 Sulfate	10.0
3	Nitrite	5.00	7 Phosphate	10.0
4	Bromide	10.0		



Carbonate/hydroxide eluent, standard, 45 °C

			Conc. (mg/L)	
1	Fluoride	2.00	5 Bromide	10.00
2	Chloride	2.00	6 Nitrate	10.00
3	Nitrite	5.00	7 Sulfate	10.00
4	System peak	–	8 Phosphate	10.00



Carbonate/hydroxide eluent, drinking water, 45 °C

			Conc. (mg/L)	
1	Chloride	9.2	3 Nitrate	9.7
2	System peak	–	4 Sulfate	10.2

### Ordering information

Metrosep A Supp 16 - 100/2.0  
Metrosep A Supp 16 Guard/2.0  
Metrosep A Supp 16 S-Guard/2.0

6.1031.210  
6.1031.600  
6.1031.610

# Metrosep A Supp 16 - 150/2.0 (6.1031.220)

118

The microbore version of the Metrosep A Supp 16 - 150 is well-suited to medium-capacity separation problems. Eluent consumption is drastically reduced as a result of the smaller inner diameter of this column type and the correspondingly lower flows. As a result of the lower flows, the dwell time of the anions in the detector, and thus also the peak areas with identical sample amounts, are increased. Microbore separation columns are used together with the MSM-LC (6.2844.000). The 2 mm Metrosep A Supp 16 separation columns are packed with the same material as the corresponding 4 mm separation columns. The medium version of this column type is used for universal applications.

The column is well-suited to applications with a high ionic load but which do not require the highest resolution. With its low eluent flow, this column is particularly suitable for IC-MS coupling.

## Applications

- Standard anions
- Universal applications
- Difficult matrices with high ionic strength
- Applications with gradient
- IC-MS coupling

## Technical information

Substrate	Polystyrene/divinylbenzene copolymer with quaternary ammonium groups
Column dimensions	150 x 2.0 mm
Column body	PEEK
Standard flow	0.2 mL/min
Maximum flow	0.3 mL/min
Maximum pressure	16 MPa
Particle size	4.6 µm
Organic modifier	0...10%
pH range	0...14
Temperature range	10...70 °C
Capacity	31 µmol (Cl <sup>-</sup> )

## Eluent

Carbonate/hydroxide eluent (standard eluent)	Sodium carbonate	1590 mg/2 L	7.5 mmol/L
	Sodium hydroxide (c = 0.25 mol/L)	6.0 mL/2 L	0.75 mmol/L
Column temperature 45 °C			
Carbonate eluent	Sodium carbonate	763 mg/2 L	3.6 mmol/L

## Care

### Regeneration

Rinse the column overnight (12 h) with standard eluent at low flow rate (0.1 mL/min).

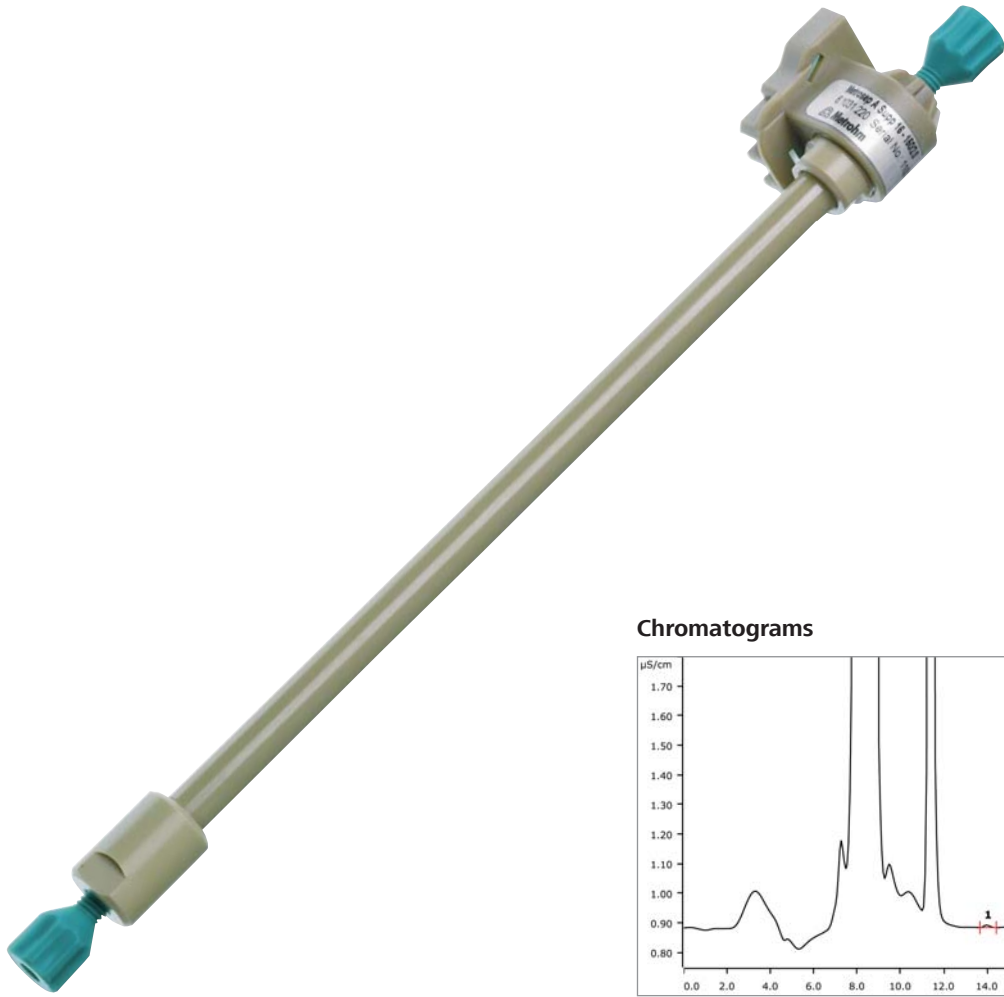
Rinse the column with half of the standard flow in the opposite direction for 2 h with 15 mmol/L Na<sub>2</sub>CO<sub>3</sub> and then for 2 h with ultrapure water.

### Eluent change

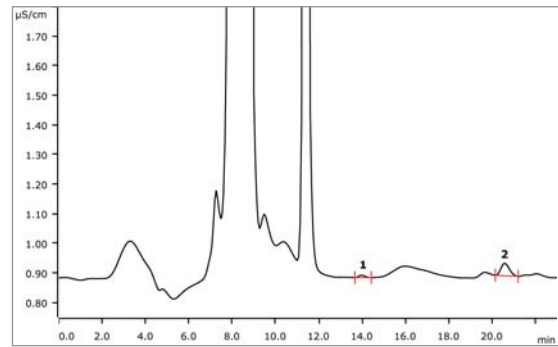
When installing or changing to eluents which have an organic modifier to avoid high backpressure, adjust the flow in small increments from 0.1 mL/min to match standard conditions within one hour while maintaining the direction of flow.

### Storage

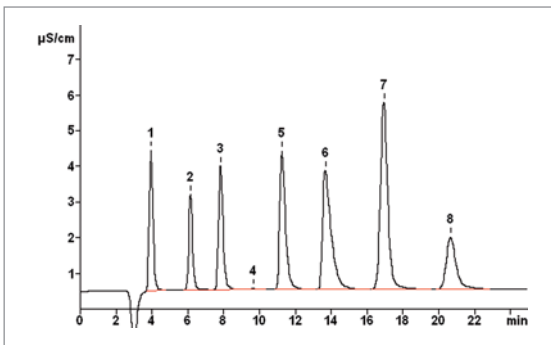
In the eluent



**Chromatograms**

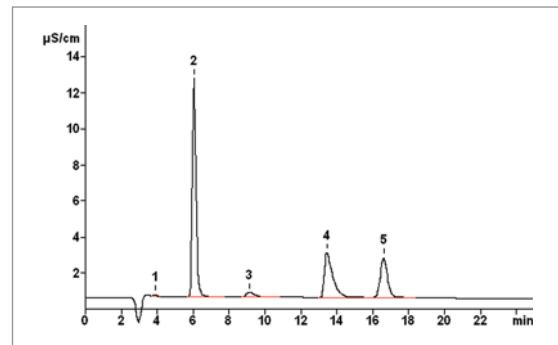


Carbonate eluent, salted meat, 45 °C  
 1 Nitrite 0.019 | 2 Nitrate 0.204



Carbonate/hydroxide eluent, standard, 45 °C  

1	Fluoride	2.00	5	Bromide	10.00
2	Chloride	2.00	6	Nitrate	10.00
3	Nitrite	5.00	7	Sulfate	10.00
4	System peak	-	8	Phosphate	10.00



Carbonate/hydroxide eluent, drinking water, 45 °C  

1	Fluoride	n.q.	4	Nitrate	9.7
2	Chloride	9.2	5	Sulfate	10.2
3	System peak	-			

**Ordering information**

Metrosep A Supp 16 - 150/2.0	6.1031.220
Metrosep A Supp 16 Guard/2.0	6.1031.600
Metrosep A Supp 16 S-Guard/2.0	6.1031.610

# Metrosep A Supp 16 - 250/2.0 (6.1031.230)

120

The microbore version of the Metrosep A Supp 16 - 250 is well suited to high-capacity separation problems. Lower flows are applied due to the smaller inner diameter of this column type. Eluent consumption is reduced drastically as a result. The dwell time of the ions in the detector becomes longer and the sensitivity or the peak area is increased accordingly (with the same sample amount). Microbore separation columns are used with the MSM-LC (6.2844.000). The 2 mm Metrosep A Supp 16 separation columns are packed with the same material as the corresponding 4 mm separation columns. The separation column is based on a surface-functionalized polystyrene/divinylbenzene copolymer. The functional groups are bonded covalently. The morphology of the anion exchanger results in unique selectivity. The high-capacity Metrosep A Supp 16 - 250/2.0 is used for solving complex problems.

The Metrosep A Supp 16 - 250/2.0 is characterized by outstanding resolution and solves the most difficult separation problems. With its low eluent flow, this column is particularly suitable for IC-MS coupling.

## Applications

- Standard anions
- Universal applications
- Azide/nitrate separation
- Divalent organic acids besides standard anions
- Matrices with high ionic strength
- Applications with gradient
- IC-MS coupling

## Technical information

Substrate	Polystyrene/divinylbenzene copolymer with quaternary ammonium groups
Column dimensions	250 x 2.0 mm
Column body	PEEK
Standard flow	0.2 mL/min
Maximum flow	0.3 mL/min
Maximum pressure	16 MPa
Particle size	4.6 µm
Organic modifier	0...10%
pH range	0...14
Temperature range	10...70 °C
Capacity	51 µmol (Cl <sup>-</sup> )

## Eluent

Carbonate/hydroxide eluent (standard eluent)	Sodium carbonate Sodium hydroxide (c = 0.25 mol/L)	1590 mg/2 L 6.0 mL/2 L Column temperature 45 °C	7.5 mmol/L 0.75 mmol/L
----------------------------------------------	----------------------------------------------------------	-------------------------------------------------------	---------------------------

## Care

### Regeneration

Rinse the column overnight (12 h) with standard eluent at low flow rate (0.1 mL/min).

Rinse the column with half of the standard flow in the opposite direction for 2 h with 15 mmol/L Na<sub>2</sub>CO<sub>3</sub> and then for 2 h with ultrapure water.


### Eluent change

When installing or changing to eluents which have an organic modifier to avoid high backpressure, adjust the flow in small increments from 0.1 mL/min to match standard conditions within one hour while maintaining the direction of flow.

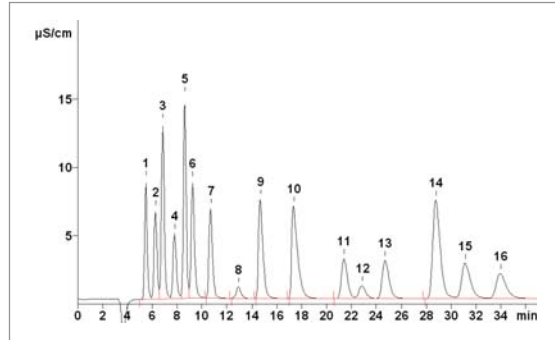
### Storage

In the eluent

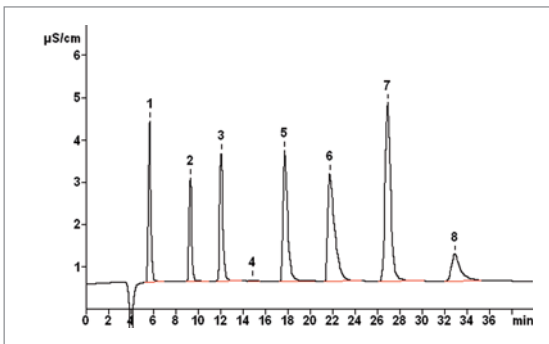




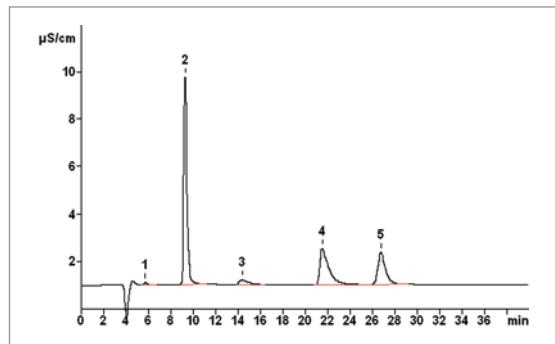
**Chromatograms**



Carbonate/hydroxide eluent, standard, 65 °C		Conc. (mg/L)
1	Fluoride	2.0
2	Glycolate	10.0
3	Formate	10.0
4	Lactate	10.0
5	Chloride	5.0
6	MSA	10.0
7	Nitrite	5.0
8	System peak	–
9	Bromide	10.0
10	Nitrate	10.0
11	Malate	10.0
12	Succinate	10.0
13	Malonate	10.0
14	Sulfate	10.0
15	Phosphate	10.0
16	Maleate	10.0




Carbonate/hydroxide eluent, standard, 45 °C		Conc. (mg/L)
1	Fluoride	2.00
2	Chloride	2.00
3	Nitrite	5.00
4	System peak	–
5	Bromide	10.00
6	Nitrate	10.00
7	Sulfate	10.00
8	Phosphate	10.00



Carbonate/hydroxide eluent, drinking water, 45 °C		Conc. (mg/L)
1	Fluoride	n.q.
2	Chloride	9.2
3	System peak	–
4	Nitrate	9.7
5	Sulfate	10.2

**Ordering information**

Metrosep A Supp 16 - 250/2.0	6.1031.230
Metrosep A Supp 16 Guard/2.0	6.1031.600
Metrosep A Supp 16 S-Guard/2.0	6.1031.610





### IC separation columns for the determination of organic acids – ion-exclusion chromatography

#### **«Inverse suppression» – dissociation desired!**

The use of the Metrohm «MSM» suppressor module is recommended to improve sensitivity in the detection of organic acids which are only weakly dissociated. A non-conventional approach is used: The suppressor is charged with lithium ions instead of hydrogen ions. As a result, it is possible to transfer the protonated and thus undissociated acids into their nearly completely dissociated salts. This increases sensitivity in the conductivity detector considerably. The construction is the same as with chemical suppression, except that the suppressor is regenerated with lithium chloride instead of with sulfuric acid. The «MSM» is used as a post-column reactor between the ion-exclusion column and the conductivity detector.

# Hamilton PRP-X300 - 250/4.0 (6.1005.030)

124

The Hamilton-PRP-X300 ion-exclusion column is a cation-exchanger column with low capacity. The combination of a polystyrene/divinylbenzene copolymer with sulfonic acid groups as ion exchanger is ideal for the solution of simple separation problems. The column is characterized by the possibility of determining the salts of organic acids, in particular the very sensitive determination of formate.

## Applications

- Glycolic acid, monochloroacetic acid
- Simple matrices
- Simple separation problems
- Formate determination

## Technical information

Substrate	Polystyrene/divinylbenzene copolymer with sulfonic acid groups
Column dimensions	250 x 4.0 mm
Column body	Stainless steel
Standard flow	1.0 mL/min
Maximum flow	8.0 mL/min
Maximum pressure	34 MPa
Particle size	7 µm
Organic modifier	0...100%
pH range	1...13
Temperature range	5...60 °C
Capacity	19 µmol (K <sup>+</sup> )

## Eluents

Sulfuric acid eluent	Sulfuric acid (c = 0.1 mol/L)	10 mL/2 L	0.5 mmol/L
----------------------	-------------------------------	-----------	------------

## Care

### Regeneration

Divalent cations remain on the column and form complexes with citrate that falsify the citrate peak. Injection of 100 µL 0.1 mol/L Na<sub>2</sub>H<sub>2</sub>EDTA.

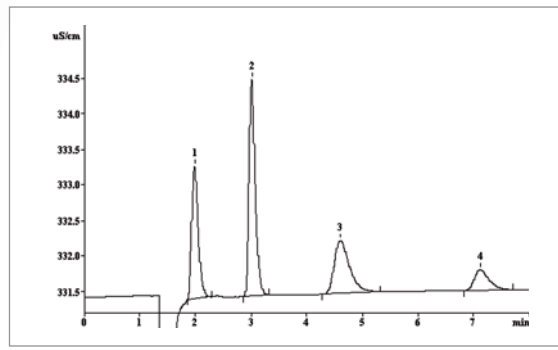
Rinse the column with 0.01 mol/L H<sub>2</sub>SO<sub>4</sub> with 20% methanol at a flow rate of 0.5 mL/min for 6 h.

### Storage

For short periods (days) in the eluent, for longer periods (weeks) in methanol/water (1:4)



**Chromatogram**



Sulfuric acid eluent, standard			Conc. (mg/L)		
1	Tartrate	10.00	3	Lactate	20.00
2	Formate	10.00	4	Acetate	30.00

**Ordering information**

Hamilton PRP-X300 - 250/4.0	6.1005.030
Metrosep RP 2 Guard/3.5	6.1011.030
Replacement filters for RP 2 Guard/3.5 (10 pcs.)	6.1011.130

# Metrosep Organic Acids - 100/7.8 (6.1005.210)

126

The separation column for the determination of organic acids and weak mineral acids. The low capacity in comparison with the Metrosep Organic Acids - 250/7.8 (6.1005.200) allows the rapid separation of organic acids. This column is suitable primarily for small and medium concentrations in uncomplicated sample matrices.

## Applications

- Organic acids: Citrate, tartrate, malate, ascorbate, succinate
- Short-chain fatty acids: Formate, acetate, propionate, butyrate, etc.
- $F^-$ ,  $CO_3^{2-}$
- Simple matrices
- Simple separation problems

## Technical information

Substrate	Polystyrene/divinylbenzene copolymer with sulfonic acid groups
Column dimensions	100 x 7.8 mm
Column body	Stainless steel
Standard flow	0.5 mL/min
Maximum flow	0.6 mL/min
Maximum pressure	7 MPa
Particle size	9 $\mu$ m
Organic modifier	0...20%
pH range	1...13
Temperature range	5...90 °C

## Eluent

Sulfuric acid eluent (standard eluent)	Sulfuric acid (c = 2 mol/L) Acetone	0.5 mL/2 L 300 mL/2 L	0.5 mmol/L 15%
Oxalic acid eluent	Oxalic acid	45 mg/2 L	0.25 mmol/L

## Care

### Regeneration

Column purification: Rinse the column in the opposite direction with 20% acetonitrile in 0.01 mol/L  $H_2SO_4$  at a flow rate of 0.1 mL/min for 4 hours at 65 °C.

### Contaminations with metals:

If retention times are shortened: Rinse the column in the opposite direction with approx. 30 mL 0.1 mol/L  $H_2SO_4$  at a flow rate of 0.1 mL/min.

### Organic contaminants:

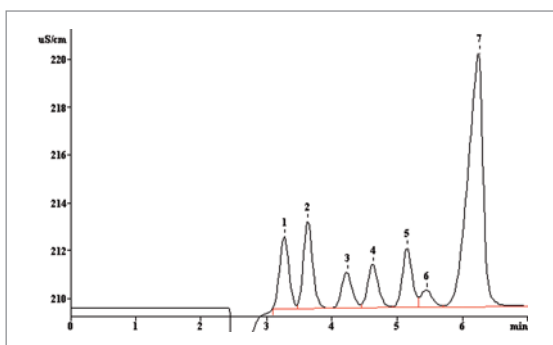
Rinse the column in the opposite direction with approx. 30 mL 0.01 mol/L  $H_2SO_4$ /acetonitrile (80/20) at a flow rate of 0.1 mL/min.

### Storage

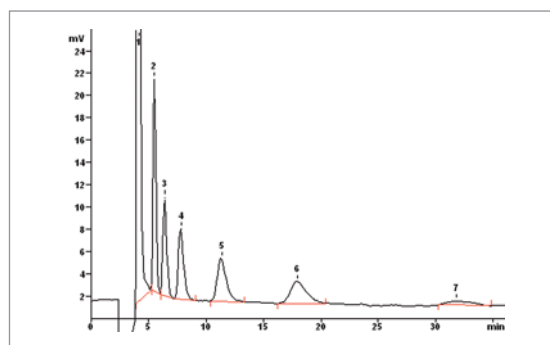
For short periods (days) in the eluent, for longer periods (weeks) in ultrapure water. The column can be stored in a refrigerator at no colder than +4 °C.



### Chromatograms



Sulfuric acid eluent, standard			Conc. (mg/L)		
1	Tartrate	25.0	5	Formate	20.0
2	Malate	50.0	6	Acetate	100.0
3	Succinate	100.0	7	System peak	–
4	Lactate	50.0			



Oxalic acid eluent, standard			Conc. (mg/L)		
1	Acetate	10.0	5	Caproate	10.0
2	Propionate	10.0	6	Enantate	10.0
3	Butyrate	10.0	7	Octanate	10.0
4	Valerate	10.0			

### Ordering information

Metrosep Organic Acids - 100/7.8

6.1005.210

Metrosep Organic Acids Guard/4.6

6.1005.250

# Metrosep Organic Acids - 250/7.8 (6.1005.200)

128

The Metrosep Organic Acids - 250/7.8 is a polymer-based cation-exchanger column. It is the high-performance column for the determination of organic acids and for the solution of difficult and complex separation problems. In addition, carbonate (with inverse suppression), fluoride (hydrofluoric acid), and phosphate (phosphoric acid) can be determined along with organic acids. In comparison with the Hamilton PRP-X300 - 250/4.0, the Metrosep Organic Acids column - 250/7.8 has greater capacity and enhanced selectivity.

## Applications

- Organic acids: Citrate, tartrate, malate, ascorbate, succinate
- Short-chain fatty acids: Formate, acetate, propionate, butyrate, etc.
- $F^-$ ,  $PO_4^{3-}$ ,  $CO_3^{2-}$
- Difficult matrices
- Difficult separation problems

## Technical information

Substrate	Polystyrene/divinylbenzene copolymer with sulfonic acid groups
Column dimensions	250 x 7.8 mm
Column body	Stainless steel
Standard flow	0.5 mL/min
Maximum flow	0.6 mL/min
Maximum pressure	7 MPa
Particle size	9 $\mu$ m
Organic modifier	0...20%
pH range	1...13
Temperature range	5...90 °C

## Eluent

Sulfuric acid eluent (standard eluent)	Sulfuric acid (c = 2 mol/L)	0.5 mL/2 L	0.5 mmol/L
	Acetone	300 mL/2 L	15%

## Care

### Regeneration

Column purification: Rinse the column in the opposite direction with 20% acetonitrile in 0.01 mol/L  $H_2SO_4$  at a flow rate of 0.1 mL/min for 4 hours at 65 °C.

### Contaminations with metals:

If retention times are shortened: Rinse the column in the opposite direction with approx. 30 mL 0.1 mol/L  $H_2SO_4$  at a flow rate of 0.1 mL/min.

### Organic contaminants:

Rinse the column in the opposite direction with approx. 30 mL 0.01 mol/L  $H_2SO_4$ /acetonitrile (80/20) at a flow rate of 0.1 mL/min.

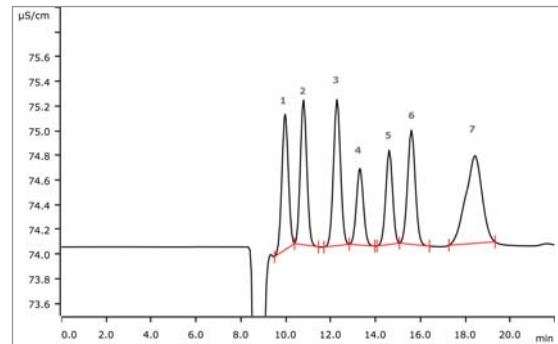
### Storage

For short periods (days) in the eluent, for longer periods (weeks) in ultrapure water. The column can be stored in a refrigerator at no colder than +4 °C.



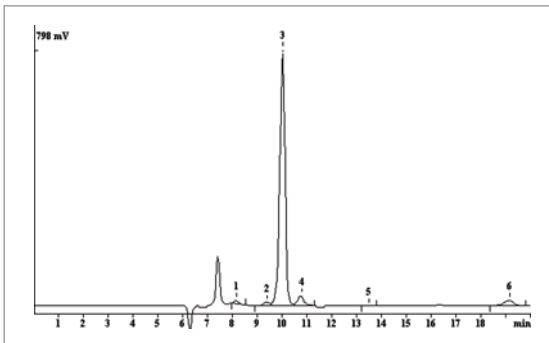


**Chromatograms**



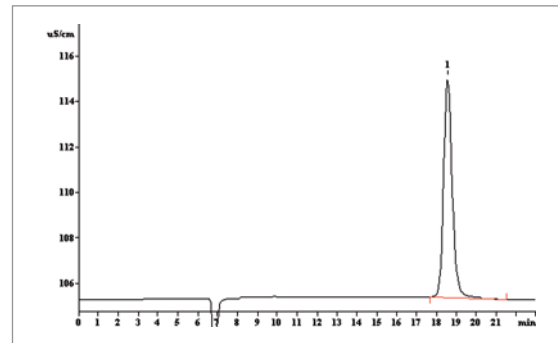
Sulfuric acid eluent, standard with inverse suppression

		Conc. (mg/L)			
1	Tartrate	10.00	5	Formate	5.00
2	Malate	10.00	6	Acetate	10.00
3	Succinate	10.00	7	System peak	—
4	Lactate	10.00			



Sulfuric acid eluent, apple juice

		Conc. (mg/L)			
1	Citrate	63.41	4	unknown	—
2	Tartrate	48.14	5	Lactate	29.86
3	Malate	7281.28	6	System peak	—



Sulfuric acid eluent, mineral water

1	Carbonate	304
---	-----------	-----

**Ordering information**

Metrosep Organic Acids - 250/7.8	6.1005.200
Metrosep Organic Acids Guard/4.6	6.1005.250



## Separation columns

131



IC carbohydrate-separation columns – anion-exchange chromatography applying pulsed amperometric detection (PAD)

# Metrosep Carb 2 - 100/4.0 (6.1090.410)

132

The Metrosep Carb 2 - 100/4.0 IC column is particularly suitable for the determination of carbohydrates using alkaline eluents and pulsed amperometric detection. The high-capacity anion-exchange column is based on a styrene/divinylbenzene copolymer. It is stable in the range of pH = 0...14 and provides separation of glucose, fructose, sucrose and lactose. It is also suitable for the analysis of some sugar alcohols and oligosaccharides. Short analysis times can be achieved on the 100 mm version of the Metrosep Carb 2 separation column.

## Applications

- Monosaccharides
- Disaccharides
- Sugar alcohols
- Oligosaccharides
- Simple separation problems
- Very rapid separations

## Technical information

Substrate	Styrene/divinylbenzene copolymer with quaternary ammonium groups
Column dimensions	100 x 4.0 mm
Column body	PEEK
Standard flow	0.8 mL/min
Maximum flow	1.6 mL/min
Maximum pressure	20 MPa
Particle size	5.0 µm
Organic modifier	In the eluent: 0...50 % acetonitrile or methanol In the sample: 0...100 % acetone, acetonitrile or methanol
pH range	0...14
Temperature range	20...60 °C

## Eluent

Hydroxide/acetate eluent (standard eluent)	Sodium hydroxide (c = 20 mol/L)	10 mL/2 L	100 mmol/L
	Sodium acetate	1640.7 mg/2 L	10 mmol/L

## Note

1. Use a flow ramp to establish the standard flow in the column within 5 min.
2. Rinse the column with the desired eluent for 2 h at 30 °C.

Inorganic contamination:

Rinse the column in the flow direction with a mixture of 100 mmol/L sodium hydroxide and 500 mmol/L sodium acetate at a flow rate of 0.5 mL/min for at least 3 h.

## Care

Organic contamination:

Rinse the column in the flow direction with standard eluent in 50% acetonitrile at a flow rate of 0.5 mL/min for 3 h.

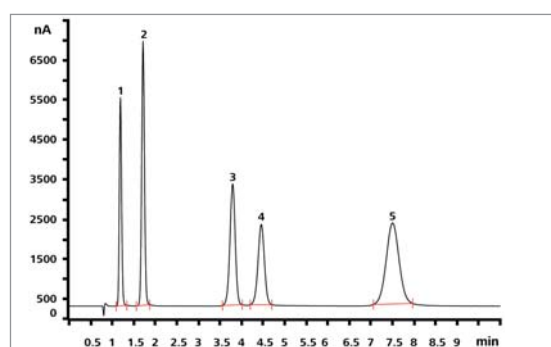
After regeneration, rinse the column with standard eluent for at least 3 h.

Storage

In the standard eluent

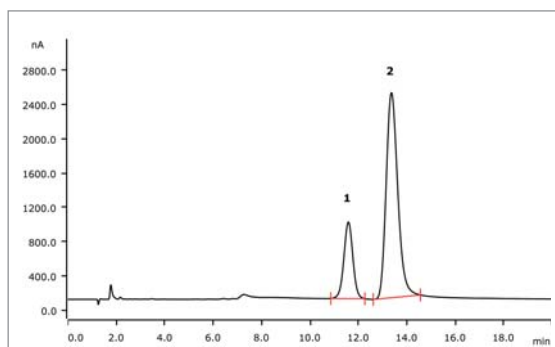


### Chromatograms



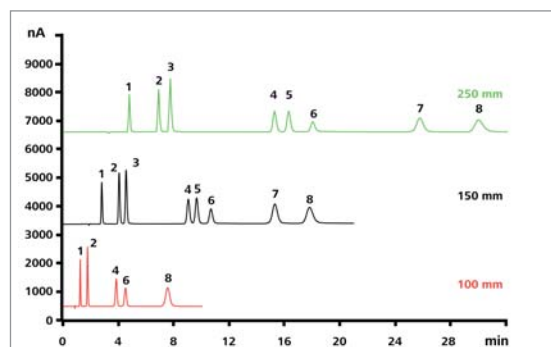
Hydroxide/acetate eluent, standard, 30 °C

	Conc. (mg/L)
1 Inositol 2.5	4 Fructose 5.0
2 Arabitol 5.0	5 Sucrose 15.0
3 Glucose 5.0	



Hydroxide/acetate eluent, whole milk chocolate, 60 mg/L in 10% acetone, 30 °C

	Conc. (g/kg)
1 Lactose 101.6	2 Sucrose 400.7



Hydroxide/acetate eluent, standard, comparison of the various column lengths

	Conc. (mg/L)
1 Inositol 2.5	5 Xylose 5.0
2 Arabitol 5.0	6 Fructose 5.0
3 Sorbitol 5.0	7 Lactose 10.0
4 Glucose 5.0	8 Sucrose 15.0

### Ordering information

Metrosep Carb 2 - 100/4.0	6.1090.410
Metrosep Carb 2 Guard/4.0	6.1090.500
Metrosep Carb 2 S-Guard/4.0	6.1090.510

# Metrosep Carb 2 - 150/4.0 (6.1090.420)

134

The Metrosep Carb 2 - 150/4.0 IC column is particularly suitable for the determination of carbohydrates using alkaline eluents and pulsed amperometric detection. The anion-exchange column is based on a styrene/divinylbenzene copolymer. It is stable in the range of pH = 0...14 and provides separation of monosaccharides and disaccharides. It is also suitable for the analysis of sugar alcohols, anhydrous sugars, oligosaccharides, etc. The column capacity has been optimized to enable the combination of rapid separations and excellent separation properties.

## Applications

- Monosaccharides
- Disaccharides
- Sugar alcohols
- Anhydrosugars
- Oligosaccharides
- Rapid separations

## Technical information

Substrate	Styrene/divinylbenzene copolymer with quaternary ammonium groups
Column dimensions	150 x 4.0 mm
Column body	PEEK
Standard flow	0.5 mL/min
Maximum flow	1.2 mL/min
Maximum pressure	20 MPa
Particle size	5.0 µm
Organic modifier	In the eluent: 0...50 % acetonitrile or methanol In the sample: 0...100 % acetone, acetonitrile or methanol
pH range	0...14
Temperature range	20...60 °C

## Eluent

Hydroxide/acetate eluent (standard eluent)	Sodium hydroxide (c = 20 mol/L)	10 mL/2 L	100 mmol/L
	Sodium acetate	1640.7 mg/2 L	10 mmol/L
Hydroxide eluent	Sodium hydroxide (c = 20 mol/L)	1.0 mL/2 L	20 mmol/L
Hydroxide/acetate eluent (modified)	Sodium hydroxide (c = 20 mol/L)	0.5 mL/2 L	5 mmol/L
	Sodium acetate	328.1 mg/2 L	2 mmol/L
Hydroxide eluent (modified)	Sodium hydroxide (c = 20 mol/L)	5.0 mL/2 L	100 mmol/L

## Note

1. Use a flow ramp to establish the standard flow in the column within 5 min.
2. Rinse the column for 2 h at 30 °C with the desired eluent.

Inorganic contamination:

Rinse the column in the flow direction with a mixture of 100 mmol/L sodium hydroxide and 500 mmol/L sodium acetate at a flow rate of 0.5 mL/min for at least 5 h.

## Care

Organic contamination:

Rinse the column in the flow direction with standard eluent in 50% acetonitrile at a flow rate of 0.5 mL/min for 3 h.

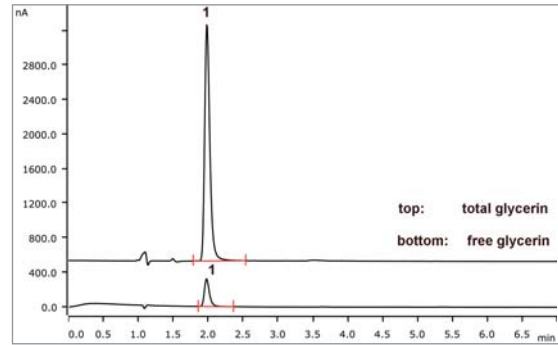
After regeneration, rinse the column with standard eluent for at least 5 h.

Storage

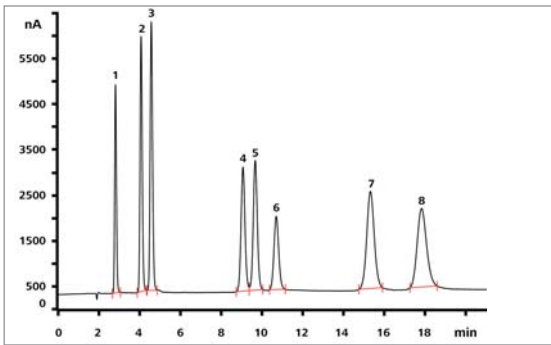
In the standard eluent



**Chromatograms**

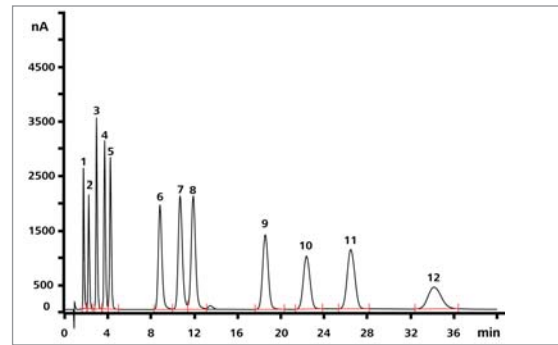


Hydroxide eluent, (modified), ASTM D 7591, Conc. (mg/kg) free and total glycerin in biodiesel  
 1 Free glycerin 6.52 | 2 Total glycerin 98.15



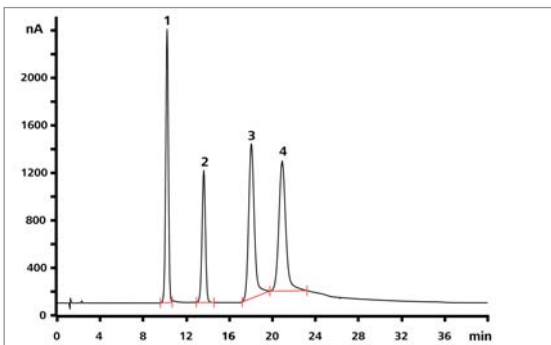
Hydroxide/acetate eluent, standard, 30 °C Conc. (mg/L)

1 Inositol	2.5	5 Xylose	5.0
2 Arabitol	5.0	6 Fructose	5.0
3 Sorbitol	5.0	7 Lactose	10.0
4 Glucose	5.0	8 Sucrose	15.0



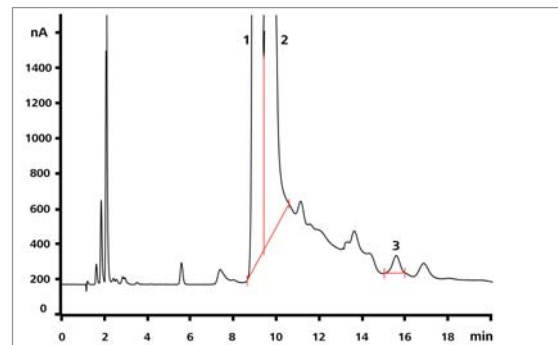
Hydroxide eluent, standard, anhydrosugars in aerosols, 45 °C Conc. (mg/L)

1 Inositol	0.6	7 Mannosan	3.2
2 Erythritol	0.6	8 Galactosan	3.2
3 Arabitol	1.3	9 Rhamnose	3.2
4 Sorbitol	1.3	10 Glucose	3.2
5 Mannitol	1.3	11 Xylose	3.2
6 Levoglucosan	3.2	12 Sucrose	3.2



Hydroxide/acetate eluent, (mod.), standard, 35 °C Conc. (mg/L)

1 Galactose	5.0	4 N-acetyl-galactosamine	20.0
2 Mannose	5.0		
3 N-acetyl-glucosamine	20.0		



Hydroxide/acetate eluent, (mod.), lactose-free milk, diluted 1 : 100, Inline Dialysis spiked with 100 mg/L Lactose, 28 °C Conc. (mg/L)

1 Galactose	n.q.	3 Lactose	100.0
2 Glucose	n.q.		

**Ordering information**

Metrosep Carb 2 - 150/4.0	6.1090.420
Metrosep Carb 2 Guard/4.0	6.1090.500
Metrosep Carb 2 S-Guard/4.0	6.1090.510

# Metrosep Carb 2 - 250/4.0 (6.1090.430)

136

The Metrosep Carb 2 - 250/4.0 IC column is particularly suitable for the determination of carbohydrates using alkaline eluents and pulsed amperometric detection. The high-capacity anion-exchange column is based on a styrene/divinylbenzene copolymer. It is stable in the range of pH = 0...14 and provides separation of monosaccharides and disaccharides. It is also suitable for the analysis of sugar alcohols, anhydrosugars, amino sugars, etc. The 250 mm version of the Metrosep Carb 2 separation column is optimized for complex separations.

**Applications**

- Monosaccharides
- Disaccharides
- Sugar alcohols
- Anhydrosugars
- Difficult matrices
- Complex separations

**Technical information**

Substrate	Styrene/divinylbenzene copolymer with quaternary ammonium groups
Column dimensions	250 x 4.0 mm
Column body	PEEK
Standard flow	0.5 mL/min
Maximum flow	0.8 mL/min
Maximum pressure	20 MPa
Particle size	5.0 µm
Organic modifier	In the eluent: 0...50 % acetonitrile or methanol In the sample: 0...100 % acetone, acetonitrile or methanol
pH range	0...14
Temperature range	20...60 °C

**Eluent**

Hydroxide/acetate eluent (standard eluent)	Sodium hydroxide (c = 20 mol/L)	10 mL/2 L	100 mmol/L
	Sodium acetate	1640.7 mg/2 L	10 mmol/L
Hydroxide/acetate eluent (modified)	Sodium hydroxide (c = 20 mol/L)	0.5 mL/2 L	5 mmol/L
	Sodium acetate	328.1 mg/2 L	2 mmol/L

**Note**

1. Use a flow ramp to establish the standard flow in the column within 5 min.
2. Rinse the column with the desired eluent for 2 h at 30 °C.

Inorganic contamination:  
Rinse the column in the flow direction with a mixture of 100 mmol/L sodium hydroxide and 500 mmol/L sodium acetate at a flow rate of 0.5 mL/min for at least 7 h.

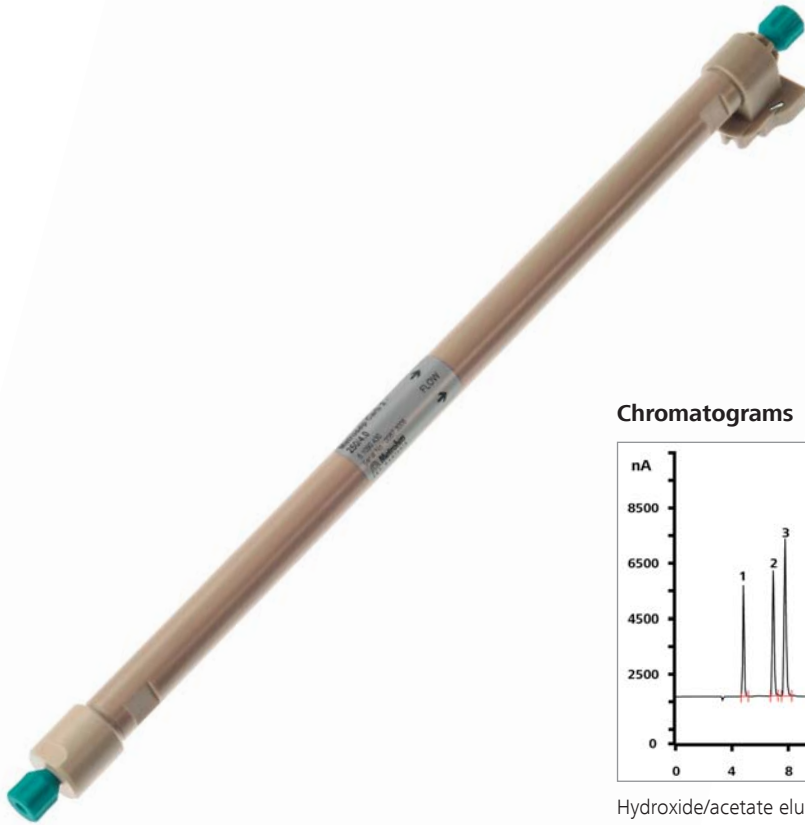
**Care**

Organic contamination:  
Rinse the column in the flow direction with standard eluent in 50% acetonitrile at a flow rate of 0.5 mL/min for 7 h.

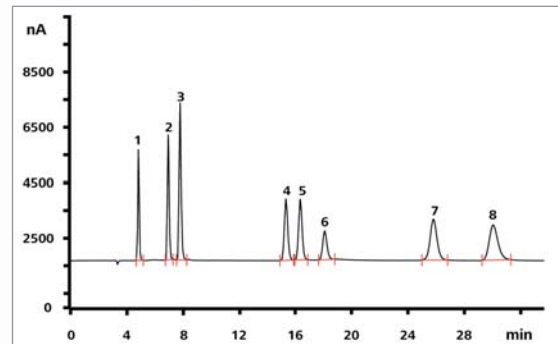
After regeneration, rinse the column with standard eluent for at least 7 h.

Storage  
In the standard eluent



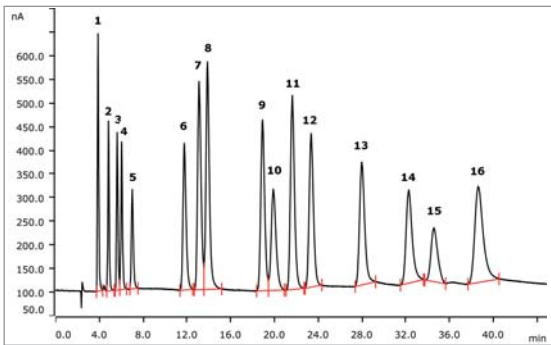


**Chromatograms**



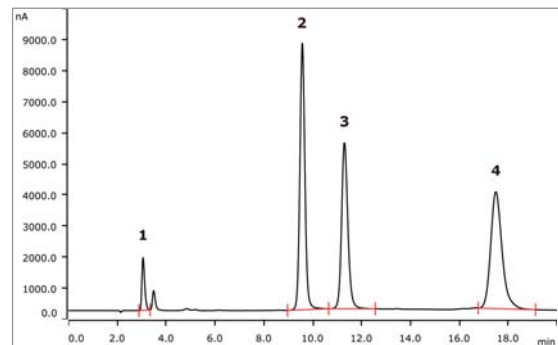
Hydroxide/acetate eluent, standard, 30 °C

	Conc. (mg/L)		Conc. (mg/L)
1 Inositol	2.5	5 Xylose	5.0
2 Arabitol	5.0	6 Fructose	5.0
3 Sorbitol	5.0	7 Lactose	10.0
4 Glucose	5.0	8 Sucrose	15.0



Hydroxide/acetate eluent, (mod.) standard, 40 °C

	Conc. (mg/L)		Conc. (mg/L)
1 Inositol	0.5	9 Fucose	2.0
2 Xylitol	0.5	10 Sucrose	2.0
3 Sorbitol	0.5	11 Galactose	2.0
4 Mannitol	0.5	12 Glucose	2.0
5 Lactitol	0.5	13 Mannose	2.0
6 Levoglucosan	2.0	14 Sorbose	5.0
7 Mannosan	2.0	15 Fructose	5.0
8 Galactosan	2.0	16 Lactose	5.0



Hydroxide/acetate eluent, orange juice

	Conc. (g/L)		Conc. (g/L)
1 Inositol	1.5	5 Fructose	23.2
2 Glucose	20.6	6 Sucrose	42.5

**Ordering information**

Metrosep Carb 2 - 250/4.0	6.1090.430
Metrosep Carb 2 Guard/4.0	6.1090.500
Metrosep Carb 2 S-Guard/4.0	6.1090.510

# Hamilton RCX-30 - 150/4.6 (6.1018.010)

138

The Hamilton RCX-30 - 150/4.6 is a column for the separation of monosaccharides, disaccharides, oligosaccharides, and sugar alcohols. It is an anion-exchange column based on polystyrene/divinylbenzene resin. The RCX-30 - 150/4.6 can be used for universal applications.

The Hamilton RCX-30 - 150/4.6 separation column features an outstanding separation of fructose and lactose. The column also offers the advantage that flows of up to 2 mL/min can be used in order to accelerate the chromatography. The column is used both for the rapid separation of small carbohydrates and for the separation of oligosaccharides.

## Applications

- Monosaccharides
- Disaccharides
- Oligosaccharides
- Sugar alcohols
- Simple separation problems
- Rapid separations

## Technical information

Substrate	Styrene/divinylbenzene copolymer with quaternary ammonium groups
Column dimensions	150 x 4.6 mm
Column body	PEEK
Standard flow	1.0 mL/min
Maximum flow	2.0 mL/min
Maximum pressure	34 MPa
Particle size	7 µm
pH range	1...13 (T>35 °C max. pH 8)
Temperature range	20...60 °C

## Eluent

Hydroxide eluent	Sodium hydroxide (c = 20 mol/L)	15 mL/2 L	150 mmol/L
Column temperature 32 °C			
Hydroxide eluent (modified)	Sodium hydroxide (c = 20 mol/L)	20 mL/2 L	200 mmol/L
Column temperature 32 °C			

## Care

### Regeneration

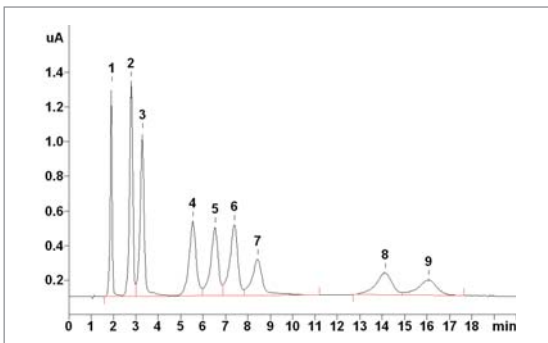
Rinse the column with 150 mL 0.1 mol/L NaOH at a flow rate of 1 mL/min.

### Storage

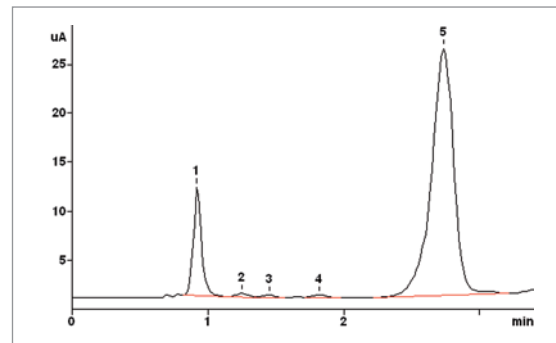
In ultrapure water with 1 mmol/L sodium azide



### Chromatograms



Hydroxide eluent, standard			Conc. (mg/L)		
1	Inositol	5.00	6	Glucose	10.00
2	Arabitol	10.00	7	Fructose	10.00
3	Sorbitol	10.00	8	Sucrose	10.00
4	Fucose	10.00	9	Lactose	10.00
5	Arabinose	10.00			



Hydroxide eluent, modified, glycerin in fermentation solution			Conc. (mg/L)		
1	Glycerin	20.31	4	Trehalose	n.q.
2	Arabitol	n.q.	5	Glucose	n.q.
3	Sorbitol	n.q.			

### Ordering information

Hamilton RCX-30 - 150/4.6	6.1018.010
Metrosep RP 2 Guard/3.5	6.1011.030
Replacement filters for RP 2 Guard/3.5 (10 pcs.)	6.1011.130

# Hamilton RCX-30 - 250/4.6 (6.1018.000)

140

The Hamilton RCX-30 - 250/4.6 is a column for the separation of monosaccharides, disaccharides, and sugar alcohols. It is an anion-exchange column based on polystyrene/divinylbenzene resin. The RCX-30 - 250/4.6 can be used for universal applications.

The Hamilton RCX-30 - 250/4.6 separation column excels in an outstanding separation of fructose and lactose. The column also offers the advantage that flows of up to 2 mL/min can be used in order to accelerate the chromatography. The long version of the column (250 mm) is preferred for the determination of small carbohydrates (monosaccharides, disaccharides, and sugar alcohols).

## Applications

- Monosaccharides
- Disaccharides
- Sugar alcohols
- Difficult separation problems
- Difficult matrices

## Technical information

Substrate	Styrene/divinylbenzene copolymer with quaternary ammonium groups
Column dimensions	250 x 4.6 mm
Column body	PEEK
Standard flow	1.0 mL/min
Maximum flow	2.0 mL/min
Maximum pressure	34 MPa
Particle size	7 µm
pH range	1...13 (T>35 °C max. pH 8)
Temperature range	20...60 °C

## Eluent

Hydroxide eluent (standard eluent)      Sodium hydroxide (c = 20 mol/L) 15 mL/2 L      150 mmol/L  
Column temperature 32 °C

## Care

### Regeneration

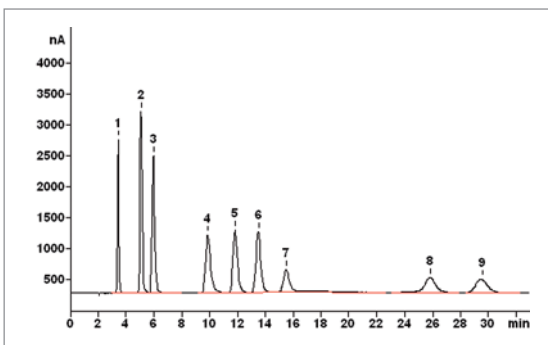
Rinse the column with 150 mL 0.1 mol/L NaOH at a flow rate of 1 mL/min.

### Storage

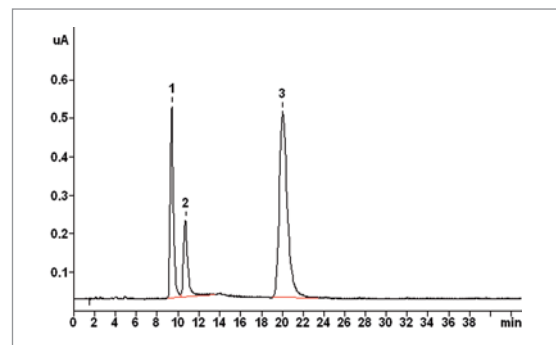
In ultrapure water with 1 mmol/L sodium azide



### Chromatograms



Hydroxide eluent, standard			Conc. (mg/L)		
1	Inositol	5.00	6	Glucose	10.00
2	Arabitol	10.00	7	Fructose	10.00
3	Sorbitol	10.00	8	Lactose	10.00
4	Fucose	10.00	9	Sucrose	10.00
5	Arabinose	10.00			



Hydroxide eluent, banana 1.1 g/2 L			Conc. (mg/g)		
1	Glucose	15	3	Sucrose	71
2	Fructose	11			

### Ordering information

Hamilton RCX-30 - 250/4.6	6.1018.000
Metrosep RP 2 Guard/3.5	6.1011.030
Replacement filters for RP 2 Guard/3.5 (10 pcs.)	6.1011.130



## Separation columns

143



Microbore IC carbohydrate-separation columns for lower eluent consumption and greater sensitivity

# Metrosep Carb 2 - 100/2.0 (6.01090.210)

144

The Metrosep Carb 2 - 100/2.0 IC column is the short microbore version of the Metrosep Carb 2 columns and is particularly suitable for the determination of carbohydrates using alkaline eluents and pulsed amperometric detection. The high-capacity anion exchanger column is based on a styrene-divinylbenzene copolymer. It is stable in the range of pH = 0...14 and provides separation of glucose, fructose and sucrose. It is also suitable for the analysis of some sugar alcohols and oligosaccharides. Short analysis times can be achieved on the 100 mm version of the Metrosep Carb 2 separation column.

With its low eluent flow, this column is particularly suitable for IC-MS coupling.

## Applications

- Monosaccharides
- Disaccharides
- Sugar alcohols
- Oligosaccharides
- Simple separation problems
- Very rapid separations
- Anions in sea water
- IC-MS

## Technical information

Substrate	Polystyrene-divinylbenzene copolymer with quaternary ammonium groups
Column dimensions	100 x 2.0 mm
Column body	PEEK
Standard flow	0.2 mL/min
Maximum flow	0.7 mL/min
Maximum pressure	20 MPa
Particle size	5.0 µm
Organic modifier	In the eluent: 0...50 % acetonitrile or methanol In the sample: 0...100 % acetone, acetonitrile or methanol
pH range	0...14
Temperature range	20...60 °C

## Eluents

Hydroxide/acetate eluent (standard eluent)	Sodium hydroxide (c = 20 mol/L)	10 mL/2 L	100 mmol/L
	Sodium acetate	1,640.7 mg/2 L	10 mmol/L
Sodium chloride eluent	Sodium chloride	20 g/2 L	10 g/L
Ammonium nitrate eluent	Ammonium nitrate	16.0 g/2 L	100 mmol/L
	Ammonium hydroxide		pH = 9.0

## Care

Regeneration

Note:

1. Use a flow ramp to establish the standard flow in the column within 5 min.
2. Rinse the column with the desired eluent for 2 h at 30 °C.

Organic contamination:

Rinse the column in the flow direction with 25 mL of solution (standard eluent in 50% acetonitrile) at a flow rate of 0.13 mL/min.

Inorganic contamination:

Rinse the column in the flow direction with a mixture of 100 mmol/L sodium hydroxide and 500 mmol/L sodium acetate at a flow rate of 0.13 mL/min for at least 7 h.

After regeneration, rinse the column with standard eluent for at least 7 h.

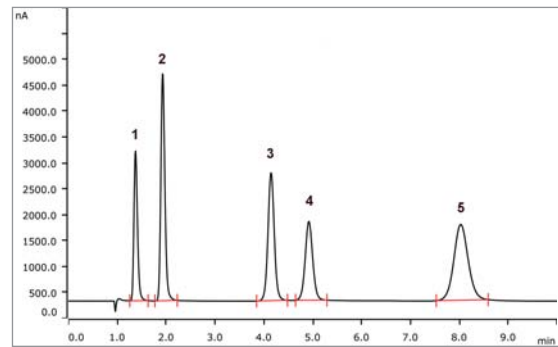
Storage

In the standard eluent

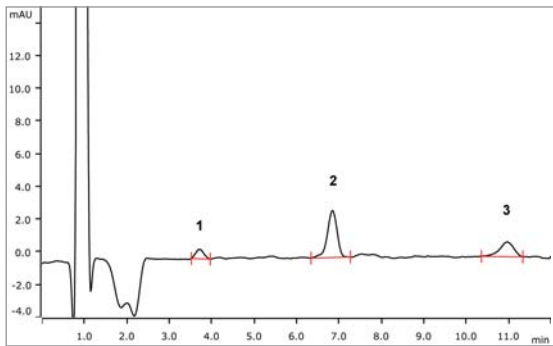




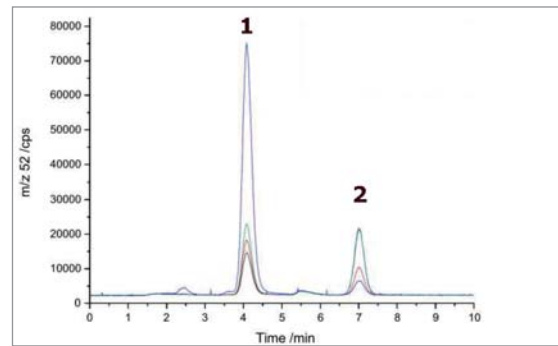
**Chromatograms**



Hydroxide/acetate eluent, standard, 30 °C				Conc. (mg/L)	
1	Inositol	2.5	4	Fructose	5.0
2	Arabitol	5.0	5	Sucrose	15.0
3	Glucose	5.0			



Sodium chloride eluent, modified, artificial seawater, UV/VIS, 30 °C				Conc. (mg/L)	
1	Nitrite	0.08	3	Nitrate	0.34
2	Bromide	0.69			



Ammonium nitrate eluent, standard, IC-ICP/MS				Conc. (µg/L)	
1	Cr(III)	0.6, 0.8, 1.0, 4.0	2	Cr(VI)	0.2, 0.4, 1.0

**Ordering information**

Metrosep Carb 2 - 100/2.0	6.01090.210
Metrosep Carb 2 Guard/2.0	6.01090.600
Metrosep Carb 2 S-Guard/2.0	6.01090.610

# Metrosep Carb 2 - 150/2.0 (6.01090.220)

146

The microbore version of the Metrosep Carb 2 - 150/2.0 IC column is particularly suitable for the determination of carbohydrates using alkaline eluents and pulsed amperometric detection. The anion exchanger column is based on a styrene-divinylbenzene copolymer. It is stable in the range of pH = 0...14 and provides separation of monosaccharides and disaccharides. It is also suitable for the analysis of sugar alcohols, anhydrous sugars, oligosaccharides, etc. The column capacity has been optimized to enable the combination of rapid separations and excellent separation properties.

Thanks to its low eluent consumption, it is particularly suitable for IC-MS coupling.

### Applications

- Monosaccharides
- Disaccharides
- Sugar alcohols
- Oligosaccharides
- Anhydrous sugars
- Rapid separations
- IC-MS

### Technical information

Substrate	Polystyrene-divinylbenzene copolymer with quaternary ammonium groups
Column dimensions	150 x 2.0 mm
Column body	PEEK
Standard flow	0.13 mL/min
Maximum flow	0.45 mL/min
Maximum pressure	20 MPa
Particle size	5.0 µm
Organic modifier	In the eluent: 0...50 % acetonitrile or methanol In the sample: 0...100 % acetone, acetonitrile or methanol
pH range	0...14
Temperature range	20...60 °C

### Eluents

Hydroxide/acetate eluent (standard eluent)	Sodium hydroxide (c = 20 mol/L)	10 mL/2 L	100 mmol/L
	Sodium acetate	1,640.7 mg/2 L	10 mmol/L
Hydroxide/acetate eluent (modified)	Sodium hydroxide (c = 20 mol/L)	0.5 mL/2 L	5 mmol/L
	Sodium acetate	328.1 mg/2 L	2 mmol/L

### Care

Regeneration

Note:

1. Use a flow ramp to establish the standard flow in the column within 5 min.
2. Rinse the column with the desired eluent for 2 h at 30 °C.

Organic contamination:

Rinse the column in the flow direction with 25 mL of solution (standard eluent in 50% acetonitrile) at a flow rate of 0.13 mL/min.

Inorganic contamination:

Rinse the column in the flow direction with a mixture of 100 mmol/L sodium hydroxide and 500 mmol/L sodium acetate at a flow rate of 0.13 mL/min for at least 7 h.

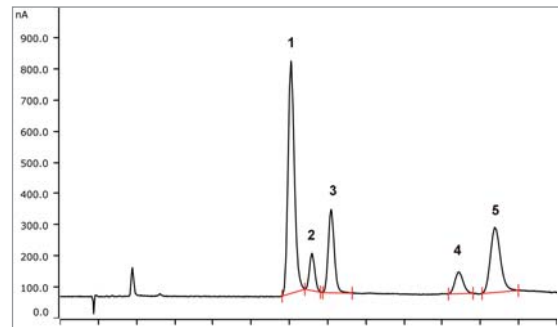
After regeneration, rinse the column with standard eluent for at least 7 h.

Storage

In the standard eluent

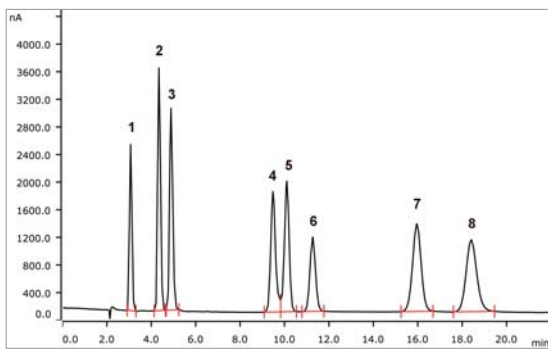


**Chromatograms**



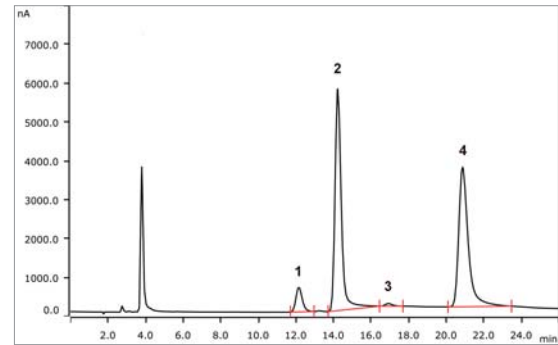
Hydroxide/acetate eluent, (mod.), yoghurt,  
1:1000 diluted, 40 °C

		Conc. (g/L)
1	Sucrose	64.5
2	Galactose	4.2
3	Glucose	10.0
4	Fructose	15.2
5	Lactose	30.6



Hydroxide/acetate eluent, standard, 30 °C

		Conc. (mg/L)
1	Inositol	2.5
2	Arabitol	5.0
3	Sorbitol	5.0
4	Glucose	5.0
5	Xylose	5.0
6	Fructose	5.0
7	Lactose	10.0
8	Sucrose	15.0



Hydroxide/acetate eluent, (mod.), apple juice,  
1:1000 diluted, 40 °C

		Conc. (g/L)
1	Sucrose	5.0
2	Glucose	26.8
3	unknown	-
4	Fructose	59.4

**Ordering information**

Metrosep Carb 2 - 150/2.0	6.01090.220
Metrosep Carb 2 Guard/2.0	6.01090.600
Metrosep Carb 2 S-Guard/2.0	6.01090.610

# Metrosep Carb 2 - 250/2.0 (6.01090.230)

148

The Metrosep Carb 2 - 250/2.0 IC column is particularly suitable for the determination of carbohydrates using alkaline eluents and pulsed amperometric detection. The high-capacity anion exchanger column is based on a styrol-divinylbenzene copolymer. It is stable in the range of pH = 0...14 and provides separation of monosaccharides and disaccharides. It is also suitable for the analysis of sugar alcohols, anhydrous sugars, amino sugars, etc. The 250 mm microbore version of the Metrosep Carb 2 separation column is optimized for complex separations.

Thanks to its low eluent consumption, it is particularly suitable for IC-MS coupling.

**Applications**

- Monosaccharides
- Disaccharides
- Sugar alcohols
- Anhydrous sugars
- Oligosaccharides
- Difficult matrices
- Complex separations
- IC-MS

**Technical information**

Substrate	Polystyrene-divinylbenzene copolymer with quaternary ammonium groups
Column dimensions	250 x 2.0 mm
Column body	PEEK
Standard flow	0.13 mL/min
Maximum flow	0.30 mL/min
Maximum pressure	20 MPa
Particle size	5.0 µm
Organic modifier	In the eluent: 0...50 % acetonitrile or methanol In the sample: 0...100 % acetone, acetonitrile or methanol
pH range	0...14
Temperature range	20...60 °C

**Eluents**

Hydroxide/acetate eluent (standard eluent)	Sodium hydroxide (c = 20 mol/L)	10 mL/2 L	100 mmol/L
	Sodium acetate	1,640.7 mg/2 L	10 mmol/L
Hydroxid eluent	Sodium hydroxide	1.0 mL/2 L	10 mmol/L

**Care**

Regeneration

Note:

1. Use a flow ramp to establish the standard flow in the column within 5 min.
2. Rinse the column with the desired eluent for 2 h at 30 °C.

Organic contamination:

Rinse the column in the flow direction with 25 mL of solution (standard eluent in 50% acetonitrile) at a flow rate of 0.13 mL/min.

Inorganic contamination:

Rinse the column in the flow direction with a mixture of 100 mmol/L sodium hydroxide and 500 mmol/L sodium acetate at a flow rate of 0.13 mL/min for at least 7 h.

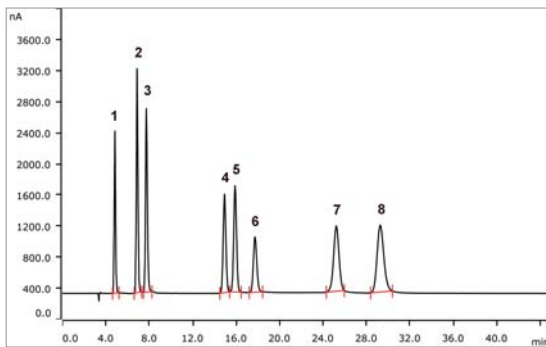
After regeneration, rinse the column with standard eluent for at least 7 h.

Storage

In the standard eluent

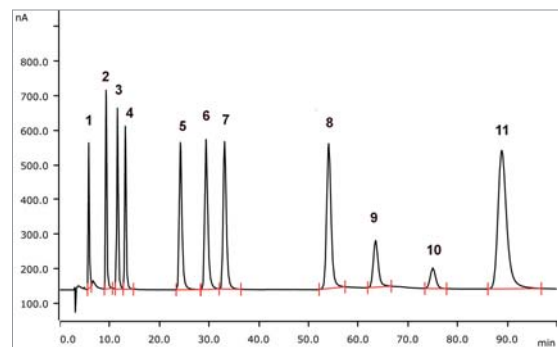


### Chromatograms



Hydroxide/acetate, 30 °C

			Conc. (mg/L)
1	Inositol	2.5	5.0
2	Arabitol	5.0	5.0
3	Sorbitol	5.0	10.0
4	Glucose	5.0	15.0
5	Xylose		5.0
6	Fructose		5.0
7	Lactose		10.0
8	Sucrose		15.0



Hydroxide eluent, Anhydrosugars, 45 °C

			Conc. (mg/L)
1	Inositol	0.25	1.25
2	Arabitol	0.50	2.50
3	Sorbitol	0.50	3.75
4	Mannitol	0.50	3.75
5	Levogluconan	1.25	3.75
6	Mannosan	1.25	3.75
7	Galactosan	1.25	1.25
8	Rhamnose		2.50
9	Glucose		3.75
10	Xylose		3.75
11	Sucrose		3.75

### Ordering information

Metrosep Carb 2 - 250/2.0  
 Metrosep Carb 2 Guard/2.0  
 Metrosep Carb 2 S-Guard/2.0

6.01090.230  
 6.01090.600  
 6.01090.610



## Separation columns

151



IC amino acid-separation column with optical detection (VIS) after post-column reaction

# Metrosep Amino Acids 1 - 100/4.0 (6.4001.410)

152

The Metrosep Amino Acids 1 - 100/4.0 is the standard separation column for amino acids. The column is based on a sulfonated polystyrene-divinylbenzene material. The determination of amino acids is accomplished by means of photometric detection following a post-column reaction with ninhydrin.

The Metrosep Amino Acids 1 - 100/4.0 permits the separation of up to 44 amino acids in research and routine applications including all naturally occurring amino acids.

Applications	
• Amino acids	
• Ammonium	

Technical information	
Substrate	Sulfonated polystyrene-divinylbenzene copolymer, lithium form
Column dimensions	100 x 4.0 mm
Column body	Stainless steel
Standard flow	0.4 mL/min
Maximum flow	0.5 mL/min
Maximum pressure	10 MPa
Particle size	5 µm
Organic modifier	0... 5%, 10% acetonitrile
pH range	1...14
Temperature range	30...90 °C
Capacity	2.9 mmol (K <sup>+</sup> )

## Eluents

Citrate/phenol eluent Gradient	A:	Lithium citrate	17.8 g/2 L	42.6 mmol/L
		Phenol	2.0 g/2L	10.6 mmol/L
		HCl		pH = 2.8
B:		Lithium citrate	17.8 g/2L	42.6 mmol/L
		Lithium chloride	86.0 g/2L	1.0 mol/L
		Phenol	2.0 g/2L	10.6 mmol/L
		HCl		pH = 4.2
Column temperature 50 °C				

## PCR reagents

Ninhydrin	Ninhydrin	4.0 g/200 mL	0.11 mol/L
	Hydrindantin	0.16 g/200 mL	2.5 mmol/L
	Dimethyl sulfoxide		100 mL
	Lithium acetate buffer (2 mol/L, pH = 5.2 with acetic acid)		100 mL
Reactor temperature 120 °C			

## Care

### Regeneration

In the event of temporary loss of column performance:

- Apply fresh eluent, rinse the instrument and column for 1 h at 0.20 mL/min at 65 °C

For minor contaminations:

- 120 min 0.3 mol/L lithium hydroxide with 0.25 g/L EDTA (0.20 mL/min, 90 °C)

With contaminations caused by organic components: Rinse the column with the following solutions in sequence (0.2 mL/min, 65 °C):


- 30 min ultrapure water
- 60 min 20% acetonitrile/water
- 60 min ultrapure water to completely remove the acetonitrile

### Storage

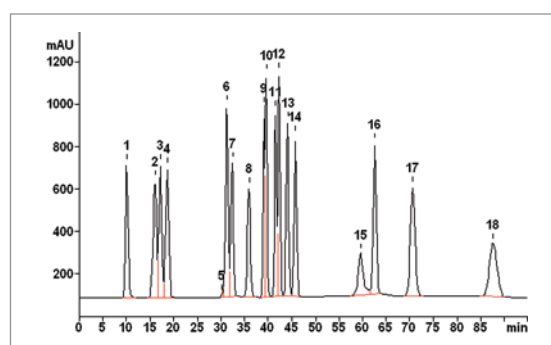
Short-term: Storage in eluent with 2.5% acetonitrile

Long-term: Storage in 0.3 mol/L lithium hydroxide with 5% acetonitrile.





### Chromatogram



Citrate/phenol eluent, standard ( $\lambda = 570 \text{ nm}$ )		Conc. (mmol/L)
1	L-aspartic acid	2.5
2	L-serine	2.5
3	L-threonine	2.5
4	L-glutamic acid	2.5
5	L-proline	2.5
6	Glycine	2.5
7	L-alanine	2.5
8	L-valine	2.5
9	L-cystine	1.25
10	L-methionine	2.5
11	L-isoleucine	2.5
12	L-leucine	2.5
13	L-tyrosine	2.5
14	L-phenylalanine	2.5
15	Ammonium	2.5
16	L-lysine	2.5
17	L-histidine	2.5
18	L-arginine	2.5

### Ordering information

Metrosep Amino Acids 1 - 100/4.0	6.4001.410
Metrosep RP 2 Guard/3.5	6.1011.030
Replacement filters for RP 2 Guard/3.5 (10 pcs.)	6.1011.130



## Separation columns

155



IC cation-separation columns for analyses without chemical suppression

## Nucleosil 5SA - 125/4.0 (6.1007.000)

156

The Nucleosil 5SA IC cation column uses sulfonic acid groups for the separation of cations. With eluents containing organic acids and ethylenediamine, this column separates divalent cations such as magnesium and calcium as well as some of the transition metal elements (e.g. nickel, zinc, cobalt, manganese). The Nucleosil 5SA - 125/4.0 is therefore the inexpensive and robust separation column for the determination of transition metals by direct conductivity measurement without post-column reaction. In addition to high concentrations of alkaline metals, calcium, and magnesium can be determined reliably. The column is only suitable for divalent cations. Monovalent cations elute at almost the same time as the injection peak.

### Applications

- $Mg^{2+}$ ,  $Ca^{2+}$ ,  $Sr^{2+}$ ,  $Ba^{2+}$ ,  $Fe^{2+}$ ,  $Co^{2+}$ ,  $Ni^{2+}$ ,  $Cd^{2+}$ ,  $Zn^{2+}$ ,  $Mn^{2+}$
- $Mg^{2+}$ ,  $Ca^{2+}$  in addition to a high amount of sodium

### Technical information

Substrate	Spherical silica gel with sulfonic acid groups
Column dimensions	125 x 4.0 mm
Column body	Stainless steel
Standard flow	1.5 mL/min
Maximum flow	5.0 mL/min
Maximum pressure	30 MPa
Particle size	5 $\mu$ m
pH range	2...8
Capacity	95 $\mu$ mol ( $K^+$ )

### Eluents

Tartaric acid/ citric acid eluent (standard eluent)	Tartaric acid Citric acid Ethylenediamine Acetone	1200 mg/2 L 192 mg/2 L 360 mg/2 L 100 mL/2 L	4.0 mmol/L 0.5 mmol/L 3.0 mmol/L 5%
-----------------------------------------------------------	------------------------------------------------------------	-------------------------------------------------------	----------------------------------------------

### Care

#### Regeneration

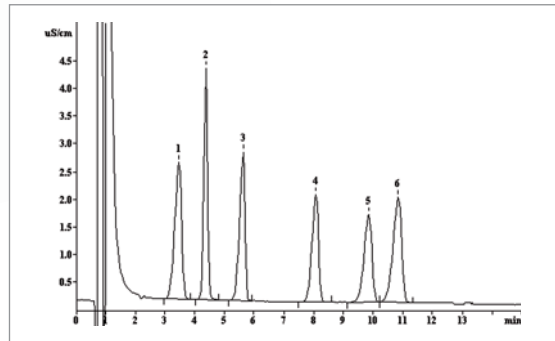
Injection of 100  $\mu$ L  $Na_2H_2EDTA$  (0.1 mol/L) – do not use alkaline EDTA solutions – or rinse with 30 mL  $HNO_3$  (0.1 mol/L) at a flow rate of 0.5 mL/min.

#### Storage

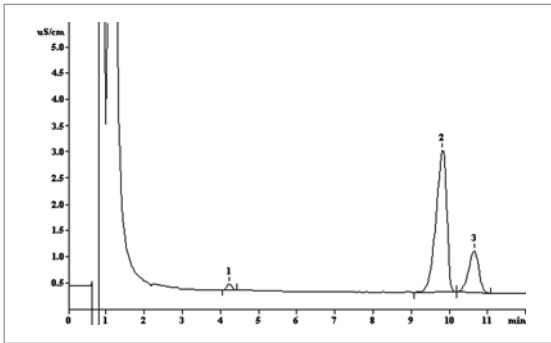
For short periods (days) in the eluent, for longer periods (weeks) in methanol/water (1:4).



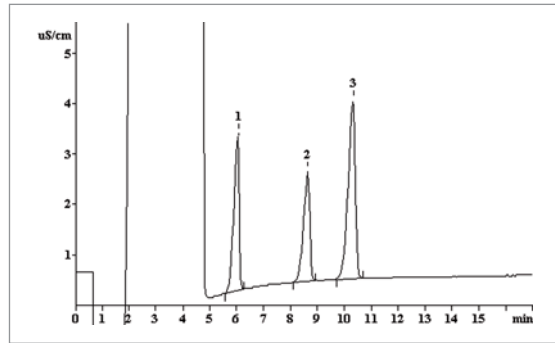
**Chromatograms**



Tartaric acid/citric acid eluent, standard			Conc. (mg/L)		
1	Nickel	5.00	4	Iron (II)	10.00
2	Zinc	5.00	5	Calcium	5.00
3	Cobalt	5.00	6	Magnesium	5.00



Tartaric acid/citric acid eluent, tap water			Conc. (mg/L)		
1	Zinc	0.12	3	Magnesium	1.89
2	Calcium	8.94			



Tartaric acid/citric acid eluent, «produced water» of an oil platform			Conc. (mg/L)		
1	Strontium	33.8	3	Magnesium	29.0
2	Barium	53.9			

**Ordering information**

Nucleosil 5SA - 125/4.0	6.1007.000
Nucleosil 5SA 2 Guard cartridge/4.0	6.1007.110
Holder to Nucleosil 5SA 2 Guard Cartridge/4.0	6.2821.140
(holder for guard column cartridges 6.1007.110)	

## Metrosep C 3 - 100/4.0 (6.1010.410)

158

The innovative substrate on a polyvinyl alcohol base increases selectivity for monovalent and divalent cations significantly on this cation column. The peak forms are highly symmetrical.

The shortest separation column of the Metrosep-C-3 product range is particularly suitable for rapid separations of standard cations and for the separation of larger organic amines.

### Applications

- $\text{Li}^+$ ,  $\text{Na}^+$ ,  $\text{K}^+$ ,  $\text{Rb}^+$ ,  $\text{Cs}^+$ ,  $\text{Mg}^{2+}$ ,  $\text{Ca}^{2+}$ ,  $\text{Sr}^{2+}$ ,  $\text{Ba}^{2+}$ ,  $\text{NH}_4^+$ ,  $\text{Mn}^{2+}$ ,  $\text{Co}^{2+}$ ,  $\text{Zn}^{2+}$ ,  $\text{Ni}^{2+}$
- Larger organic amines
- Low detection limits
- Matrices with high pH

### Technical information

Substrate	Polyvinyl alcohol with carboxyl groups
Column dimensions	100 x 4.0 mm
Column body	PEEK
Standard flow	1.0 mL/min
Maximum flow	1.5 mL/min
Maximum pressure	15 MPa
Particle size	5 $\mu\text{m}$
Organic modifiers	0...50% acetonitrile, 0...30% acetone, no methanol
pH range	2...12
Temperature range	20...40 °C
Capacity	12 $\mu\text{mol}$ ( $\text{K}^+$ )

### Eluents

Nitric acid eluent  
(standard eluent)

Nitric acid ( $c = 1 \text{ mol/L}$ )

10 mL/2 L

5 mmol/L

Column temperature 40 °C

### Care

Regeneration

Add 30% acetonitrile to the standard eluent.

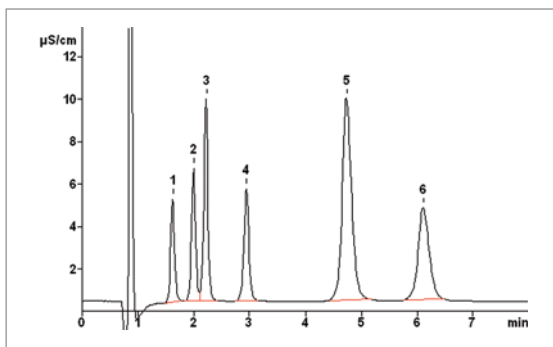
Storage

For 1...3 days in the eluent; in ultrapure water for longer storage.

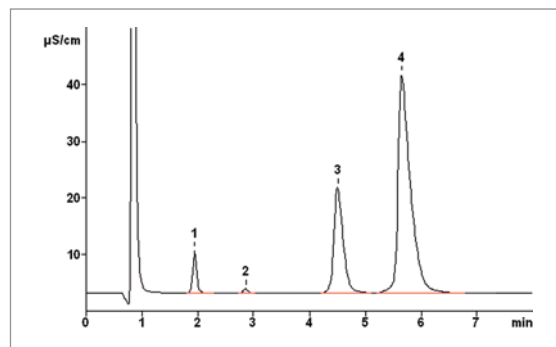
Recommended temperature: 4...8 °C



**Chromatograms**



Nitric acid eluent, standard			Conc. (mg/L)		
1	Lithium	1.00	4	Potassium	10.00
2	Sodium	5.00	5	Magnesium	10.00
3	Ammonium	5.00	6	Calcium	10.00



Nitric acid eluent, drinking water			Conc. (mg/L)		
1	Sodium	5.83	3	Magnesium	18.91
2	Potassium	1.45	4	Calcium	87.51

**Ordering information**

Metrosep C 3 - 100/4.0	6.1010.410
Metrosep C 3 Guard/4.0	6.1010.450
Metrosep C 3 S-Guard/4.0	6.1010.460

## Metrosep C 3 - 150/4.0 (6.1010.420)

160

The innovative substrate on a polyvinyl alcohol base increases selectivity for monovalent and divalent cations significantly. The peak forms on this cation column are highly symmetrical.

The middle separation column of the Metrosep-C-3 product range is particularly suitable for rapid separations of standard cations and certain transition metal cations as well as for the separation of mid-sized organic amines.

### Applications

- $\text{Li}^+$ ,  $\text{Na}^+$ ,  $\text{K}^+$ ,  $\text{Rb}^+$ ,  $\text{Cs}^+$ ,  $\text{Mg}^{2+}$ ,  $\text{Ca}^{2+}$ ,  $\text{Sr}^{2+}$ ,  $\text{Ba}^{2+}$ ,  $\text{NH}_4^+$ ,  $\text{Mn}^{2+}$ ,  $\text{Co}^{2+}$ ,  $\text{Zn}^{2+}$ ,  $\text{Ni}^{2+}$
- Organic amines
- Low detection limits
- Matrices with high pH

### Technical information

Substrate	Polyvinyl alcohol with carboxyl groups
Column dimensions	150 x 4.0 mm
Column body	PEEK
Standard flow	1.0 mL/min
Maximum flow	1.5 mL/min
Maximum pressure	15 MPa
Particle size	5 $\mu\text{m}$
Organic modifiers	0...50% acetonitrile, 0...30% acetone, no methanol
pH range	2...12
Temperature range	20...40 °C
Capacity	18 $\mu\text{mol}$ ( $\text{K}^+$ )

### Eluents

Nitric acid eluent (standard eluent)	Nitric acid (c = 1 mol/L)	10 mL/2 L Column temperature 40 °C	5 mmol/L
Nitric acid eluent (modified)	Nitric acid (c = 1 mol/L)	5 mL/2 L Column temperature 40 °C	2.5 mmol/L

### Care

Regeneration  
Add 30% acetonitrile to the standard eluent.

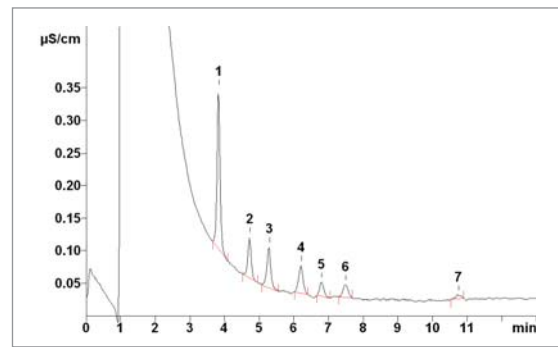
### Storage

For 1...3 days in the eluent; in ultrapure water for longer storage.  
Recommended temperature: 4...8 °C



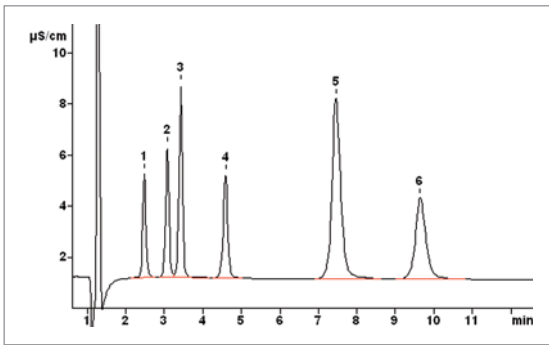


**Chromatograms**

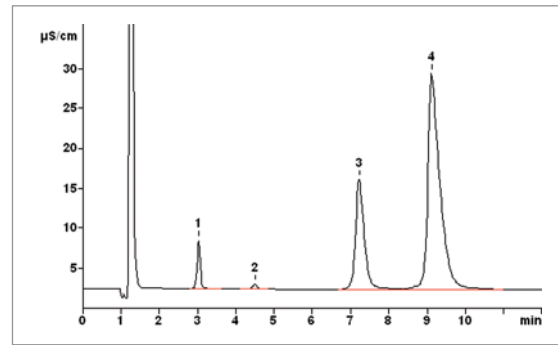


Nitric acid eluent, modified,  
traces of cations, 40 °C

		Conc. (µg/L)
1	Lithium	0.050
2	Sodium	0.050
3	Ammonium	0.050
4	Monoethylamine	0.100
5	Potassium	0.050
6	Diethylamine	0.100
7	Triethylamines	0.100



		Conc. (mg/L)
1	Lithium	1.00
2	Sodium	5.00
3	Ammonium	5.00
4	Potassium	10.00
5	Magnesium	10.00
6	Calcium	10.00



		Conc. (mg/L)
1	Sodium	5.86
2	Potassium	1.41
3	Magnesium	18.90
4	Calcium	87.48

**Ordering information**

Metrosep C 3 - 150/4.0	6.1010.420
Metrosep C 3 Guard/4.0	6.1010.450
Metrosep C 3 S-Guard/4.0	6.1010.460

## Metrosep C 3 - 250/4.0 (6.1010.430)

162

The innovative substrate on a polyvinyl alcohol base increases selectivity for monovalent and divalent cations significantly. A characteristic of this is the number of «theoretical plates per meter». On the Metrosep C 3 - 250/4.0, for example, 42,000 plates are achieved for sodium, 51,000 for ammonium, and 31,000 for barium with its delayed elution. The peak forms on this cation column are highly symmetrical.

The selectivity of the Metrosep C 3 - 250/4.0 also permits the separation of transition metals. Because Metrohm ion chromatographs generally determine the cations without chemical suppression, the transition metals can be analyzed on the Metrosep C 3 - 250/4.0 together with the alkaline and earth alkaline metals.

### Applications

- $\text{Li}^+$ ,  $\text{Na}^+$ ,  $\text{K}^+$ ,  $\text{Rb}^+$ ,  $\text{Cs}^+$ ,  $\text{Mg}^{2+}$ ,  $\text{Ca}^{2+}$ ,  $\text{Sr}^{2+}$ ,  $\text{Ba}^{2+}$ ,  $\text{NH}_4^+$ ,  $\text{Mn}^{2+}$ ,  $\text{Co}^{2+}$ ,  $\text{Zn}^{2+}$ ,  $\text{Ni}^{2+}$
- Good  $\text{Na}^+/\text{NH}_4^+$  separation
- Low detection limits
- Matrices with high pH

### Technical information

Substrate	Polyvinyl alcohol with carboxyl groups
Column dimensions	250 x 4.0 mm
Column body	PEEK
Standard flow	1.0 mL/min
Maximum flow	1.5 mL/min
Maximum pressure	15 MPa
Particle size	5 $\mu\text{m}$
Organic modifiers	0...50% acetonitrile, 0...30% acetone, no methanol
pH range	2...12
Temperature range	20...40 °C
Capacity	30 $\mu\text{mol}$ ( $\text{K}^+$ )

### Eluents

Nitric acid eluent (standard eluent)	Nitric acid (c = 1 mol/L)	10 mL/2 L	5 mmol/L
Column temperature 40 °C			
Nitric acid/crown ether eluent	Nitric acid (c = 1 mol/L) Crown ether 18-crown-6	7 mL/2 L 264 mg/2 L	3.5 mmol/L 0.5 mmol/L
Column temperature 40 °C			

### Care

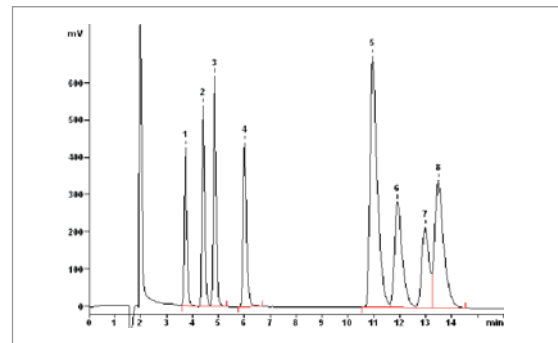
Regeneration  
Add 30% acetonitrile to the standard eluent.

### Storage

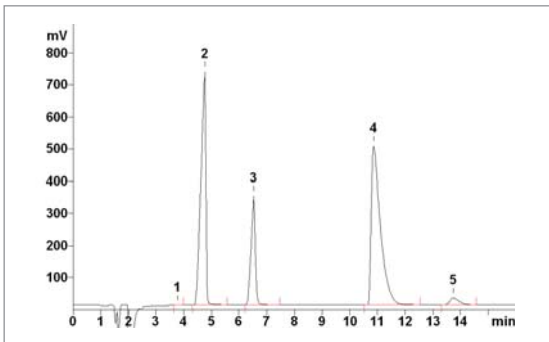
For 1...3 days in the eluent; in ultrapure water for longer storage.  
Recommended temperature: 4...8 °C



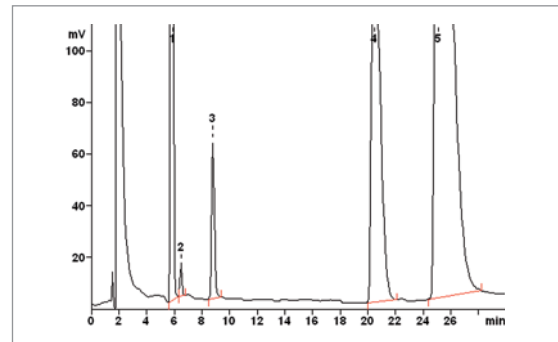
**Chromatograms**



Nitric acid eluent, standard				Conc. (mg/L)	
1	Lithium	1.00	5	Magnesium	10.00
2	Sodium	5.00	6	Manganese	10.00
3	Ammonium	5.00	7	Zinc	10.00
4	Potassium	10.00	8	Calcium	10.00



Nitric acid eluent, lake water, 40 °C			Conc (mg/L)		
1	Lithium	n.q.	4	Magnesium	82.8
2	Sodium	109.7	5	Calcium	6.3
3	Potassium	86.7			



Nitric acid/crown ether eluent, standard			Conc. (µg/L)		
1	Sodium	2000	4	Magnesium	2500
2	Ammonium	2	5	Calcium	15000
3	Potassium	500			

**Ordering information**

Metrosep C 3 - 250/4.0	6.1010.430
Metrosep C 3 Guard/4.0	6.1010.450
Metrosep C 3 S-Guard/4.0	6.1010.460

## Metrosep C 4 - 50/4.0 (6.1050.450)

164

The Metrosep C 4 - 50/4.0 is the shortest separation column in the Metrosep-C-4 product range. With a capacity of 5  $\mu\text{mol}$  ( $\text{K}^+$ ), it is particularly suitable for very rapid separations. The low capacity makes it possible to quickly analyze the earth alkaline metals with their delayed elution. Thanks to the short retention times, applications that, in terms of analysis duration, were previously possible only with an FIA system (Flow Injection Analysis system) can now be transferred over to ion chromatography.

### Applications

- $\text{Li}^+$ ,  $\text{Na}^+$ ,  $\text{K}^+$ ,  $\text{Rb}^+$ ,  $\text{Cs}^+$ ,  $\text{Mg}^{2+}$ ,  $\text{Ca}^{2+}$ ,  $\text{Sr}^{2+}$ ,  $\text{Ba}^{2+}$ ,  $\text{NH}_4^+$
- Alkylamines
- Very rapid separations
- Simple sample matrices

### Technical information

Substrate	Silica gel with carboxyl groups
Column dimensions	50 x 4.0 mm
Column body	PEEK
Standard flow	0.9 mL/min
Maximum flow	2.0 mL/min
Maximum pressure	25 MPa
Particle size	5 $\mu\text{m}$
Organic modifier	0...100% (no methanol)
pH range	2...7
Temperature range	20...60 $^{\circ}\text{C}$
Capacity	5 $\mu\text{mol}$ ( $\text{K}^+$ )

### Eluents

Nitric acid/ dipicolinic acid eluent (standard eluent)	Nitric acid (c = 1 mol/L) Dipicolinic acid	3.4 mL/2 L 234 mg/2 L	1.7 mmol/L 0.7 mmol/L
Nitric acid eluent (modified)	Nitric acid (c = 1 mol/L)	4 mL/2 L	2.0 mmol/L

### Care

#### Regeneration

Organic contamination: Rinse the column in the opposite flow direction at a flow rate of 0.9 mL/min for 1 h with ultrapure water, then for 1 h with acetonitrile/water (40/60), and finally for 1 h with ultrapure water.

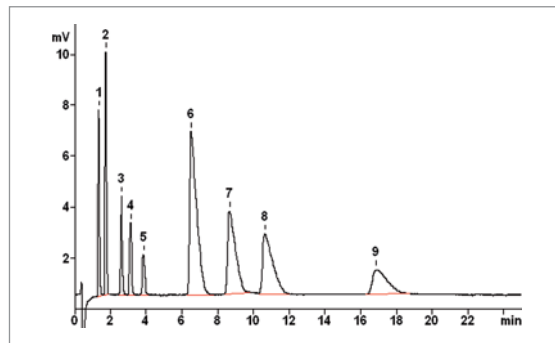
Inorganic contamination: Rinse the column in the opposite flow direction with 10 mmol/L  $\text{HNO}_3$  + 4 mmol/L dipicolinic acid for 1 h at a flow rate of 0.9 mL/min.

#### Storage

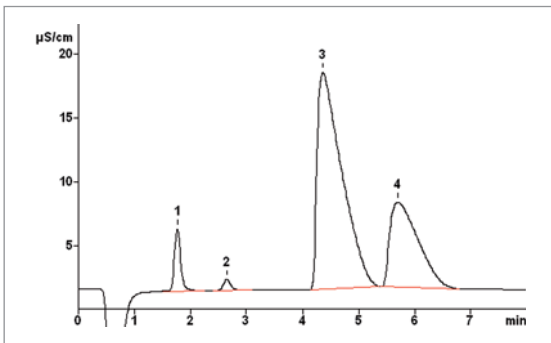
In the eluent or in ultrapure water



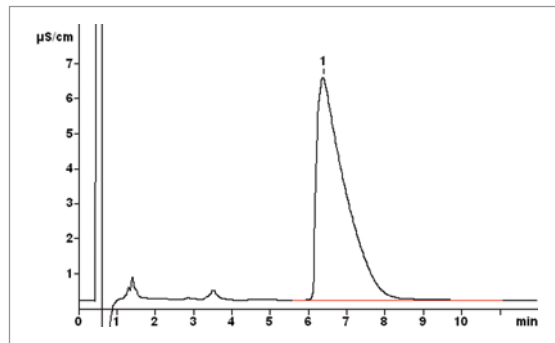
**Chromatograms**



Nitric acid eluent, modified, standard				Conc. (mg/L)	
1	Lithium	1.00	6	Magnesium	10.00
2	Sodium	5.00	7	Calcium	10.00
3	Potassium	5.00	8	Strontium	20.00
4	Rubidium	10.00	9	Barium	20.00
5	Cesium	10.00			



Nitric acid/dipicolinic acid eluent, drinking water				Conc. (mg/L)	
1	Sodium	3.89	3	Calcium	82.82
2	Potassium	1.13	4	Magnesium	18.78



Nitric acid eluent, modified, standard		Conc. (mg/L)	
1	Ethylenediamine	50.0	

**Ordering information**

Metrosep C 4 - 50/4.0	6.1050.450
Metrosep C 4 Guard/4.0	6.1050.500
Metrosep C 4 S-Guard/4.0	6.1050.510

## Metrosep C 4 - 100/4.0 (6.1050.410)

166

The 100 mm version of the Metrosep C 4 column is intended for rapid determinations of the standard cations. Very short retention times are achieved, for which the elution times of sodium and ammonium nevertheless differ by 25 s. When a special eluent is used, the six cations lithium, ammonium, sodium, calcium, magnesium, and potassium can be determined in less than 5 minutes with the Metrosep C 4 - 100/4.0.

### Applications

- $\text{Li}^+$ ,  $\text{Na}^+$ ,  $\text{K}^+$ ,  $\text{Rb}^+$ ,  $\text{Cs}^+$ ,  $\text{Mg}^{2+}$ ,  $\text{Ca}^{2+}$ ,  $\text{Sr}^{2+}$ ,  $\text{Ba}^{2+}$ ,  $\text{NH}_4^+$
- Lipophilic amines with short retention times
- Rapid separations

### Technical information

Substrate	Silica gel with carboxyl groups
Column dimensions	100 x 4.0 mm
Column body	PEEK
Standard flow	0.9 mL/min
Maximum flow	2.0 mL/min
Maximum pressure	25 MPa
Particle size	5 $\mu\text{m}$
Organic modifier	0...100% (no methanol)
pH range	2...7
Temperature range	20...60 °C
Capacity	10 $\mu\text{mol}$ ( $\text{K}^+$ )

### Eluents

Nitric acid/ dipicolinic acid eluent (standard eluent)	Nitric acid (c = 1 mol/L) Dipicolinic acid	3.4 mL/2 L 234 mg/2 L	1.7 mmol/L 0.7 mmol/L
Nitric acid/ dipicolinic acid/acetone eluent	Nitric acid (c = 1 mol/L) Dipicolinic acid Acetone	3.4 mL/2 L 234 mg/2 L 100 mL/2 L	1.7 mmol/L 0.7 mmol/L 5%
Nitric acid/ dipicolinic acid eluent (modified)	Nitric acid (c = 1 mol/L) Dipicolinic acid	4.0 mL/2 L 401 mg/2 L	2.0 mmol/L 1.2 mmol/L

### Care

#### Regeneration

Organic contamination: Rinse the column in the opposite flow direction at a flow rate of 0.9 mL/min for 1 h with ultrapure water, then for 1 h with acetonitrile/water (40/60), and finally for 1 h with ultrapure water.

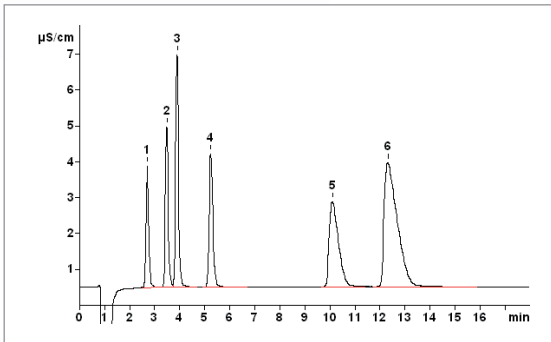
Inorganic contamination: Rinse the column in the opposite flow direction with 10 mmol/L  $\text{HNO}_3$  + 4 mmol/L dipicolinic acid for 1 h at a flow rate of 0.9 mL/min.

#### Storage

In the eluent or in ultrapure water

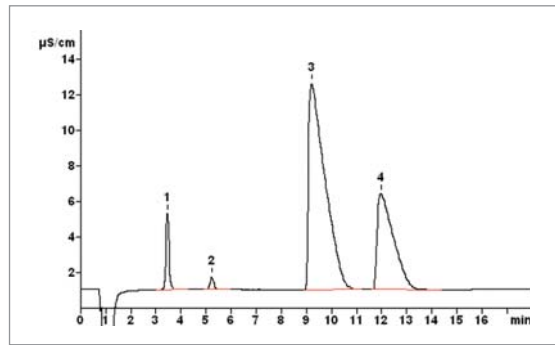


**Chromatograms**



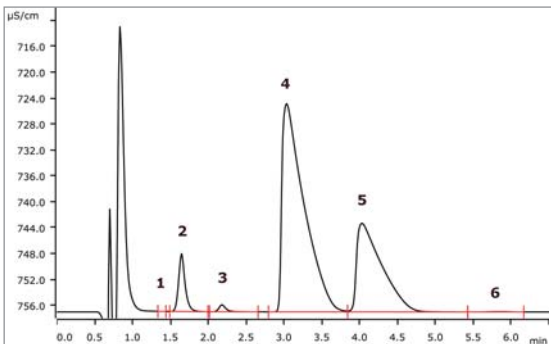
Nitric acid/dipicolinic acid eluent, standard      Conc. (mg/L)

1	Lithium	1.00	4	Potassium	10.00
2	Sodium	5.00	5	Calcium	10.00
3	Ammonium	5.00	6	Magnesium	10.00



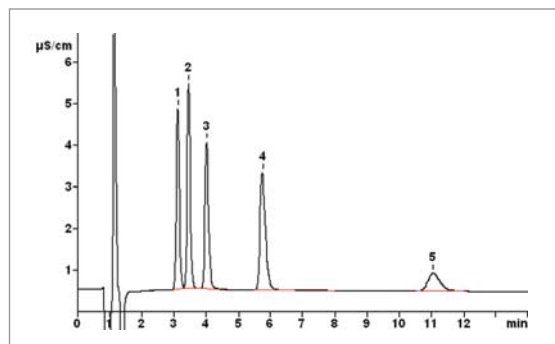
Nitric acid/dipicolinic acid eluent, drinking water      Conc. (mg/L)

1	Sodium	3.89	3	Calcium	82.82
2	Potassium	1.13	4	Magnesium	18.78



Nitric acid/dipicolinic acid eluent, drinking water      Conc. (mg/L)

1	Lithium	n.q.	4	Calcium	87.4
2	Sodium	20.6	5	Magnesium	19.9
3	Potassium	1.7	6	Strontium	n.q.



Nitric acid/dipicolinic acid/acetone eluent, standard      Conc. (mg/L)

1	Sodium	5.00	4	Guanidine	15.00
2	Ammonium	5.00	5	Aminoguanidine	15.00
3	Methylamine	5.00			

**Ordering information**

Metrosep C 4 - 100/4.0	6.1050.410
Metrosep C 4 Guard/4.0	6.1050.500
Metrosep C 4 S-Guard/4.0	6.1050.510

## Metrosep C 4 - 150/4.0 (6.1050.420)

168

The Metrosep C 4 - 150/4.0 is the universal standard column in cation analysis. High separating efficiency in a brief time. The Metrosep C 4 - 150/4.0 is the ideal separation column for the analysis of alkaline and earth alkaline metals in aqueous media.

### Applications

- Standard column
- Amines
- $\text{Li}^+$ ,  $\text{Na}^+$ ,  $\text{K}^+$ ,  $\text{Rb}^+$ ,  $\text{Cs}^+$ ,  $\text{Mg}^{2+}$ ,  $\text{Ca}^{2+}$ ,  $\text{Sr}^{2+}$ ,  $\text{Ba}^{2+}$ ,  $\text{NH}_4^+$
- Universal applications
- Different matrices

### Technical information

Substrate	Silica gel with carboxyl groups
Column dimensions	150 x 4.0 mm
Column body	PEEK
Standard flow	0.9 mL/min
Maximum flow	2.0 mL/min
Maximum pressure	25 MPa
Particle size	5 $\mu\text{m}$
Organic modifier	0...100% (no methanol)
pH range	2...7
Temperature range	20...60 °C
Capacity	15 $\mu\text{mol}$ ( $\text{K}^+$ )

### Eluents

Nitric acid/ dipicolinic acid eluent (standard eluent)	Nitric acid (c = 1 mol/L) Dipicolinic acid	3.4 mL/2 L 234 mg/2 L	1.7 mmol/L 0.7 mmol/L
Nitric acid/ dipicolinic acid/ crown ether eluent	Nitric acid (c = 1 mol/L) Dipicolinic acid 18-crown-6	3.4 mL/2 L 234 mg/2 L 26.4 mg/2 L	1.7 mmol/L 0.7 mmol/L 0.05 mmol/L

### Care

#### Regeneration

Organic contamination: Rinse the column in the opposite flow direction at a flow rate of 0.9 mL/min for 1 h with ultrapure water, then for 1 h with acetonitrile/water (40/60), and finally for 1 h with ultrapure water.

Inorganic contamination: Rinse the column in the opposite flow direction with 10 mmol/L  $\text{HNO}_3$  + 4 mmol/L dipicolinic acid for 1 h at a flow rate of 0.9 mL/min.

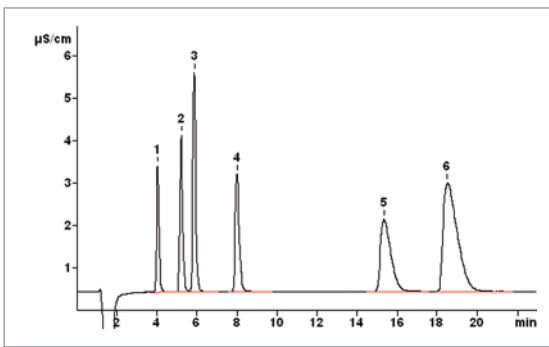
#### Storage

In the eluent or in ultrapure water

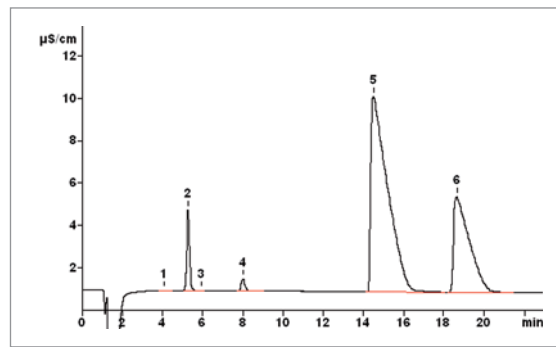




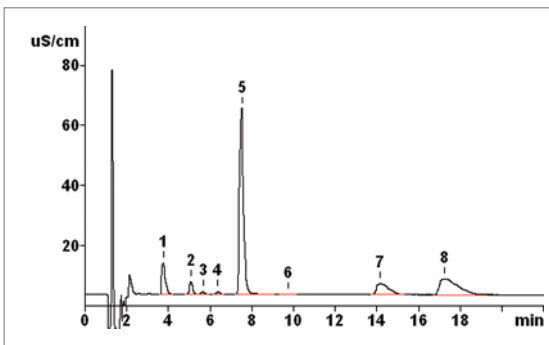
**Chromatograms**



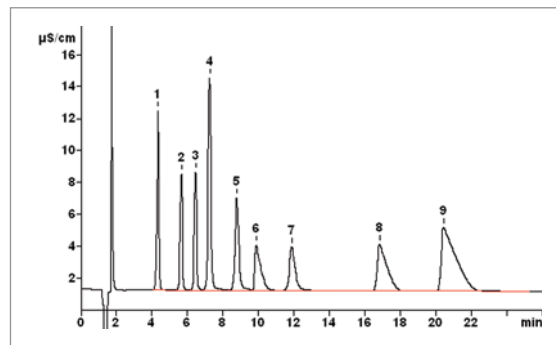
Nitric acid/dipicolinic acid eluent, standard		Conc. (mg/L)	
1	Lithium	1.00	4 Potassium 10.00
2	Sodium	5.00	5 Calcium 10.00
3	Ammonium	5.00	6 Magnesium 10.00



Nitric acid/dipicolinic acid eluent, drinking water		Conc. (mg/L)	
1	Lithium	n.q.	4 Potassium 1.13
2	Sodium	3.89	5 Calcium 82.82
3	Ammonium	n.q.	6 Magnesium 18.78



Nitric acid/dipicolinic acid eluent, wine		Conc. (mg/L)	
1	unknown	-	5 Potassium 1100
2	unknown	-	6 Histamine 110.8
3	unknown	-	7 unknown -
4	unknown	-	8 Magnesium n.q.



Nitric acid/dipicolinic acid/crown ether eluent, standard		Conc. (mg/L)	
1	Lithium	2.00	6 Potassium 10.0
2	Sodium	5.00	7 Triethanolamine 30.0
3	Ammonium	5.00	8 Calcium 10.0
4	Monoethanolamine	30.0	9 Magnesium 10.0
5	Diethanolamine	30.0	

**Ordering information**

Metrosep C 4 - 150/4.0	6.1050.420
Metrosep C 4 Guard/4.0	6.1050.500
Metrosep C 4 S-Guard/4.0	6.1050.510

# Metrosep C 4 - 250/4.0 (6.1050.430)

170

The Metrosep C 4 - 250/4.0 is the cation column with the greatest capacity in the C 4 series. It is predestined for applications which require the highest separating efficiency. Samples with extreme differences in concentrations can be analyzed reliably with this column. The performance capability of the column is demonstrated, for example, in connection with the analysis of boiler feed water for which the requirement is the perfect quantification of 7 µg/L sodium in addition to 7 mg/L monoethanolamine (MEA). With the C 4 - 250/4.0, not only amines and transition metals but also alkaline and alkaline earth metals can be determined in a single run.

- Applications**
- Li<sup>+</sup>, Na<sup>+</sup>, K<sup>+</sup>, Rb<sup>+</sup>, Cs<sup>+</sup>, Mg<sup>2+</sup>, Ca<sup>2+</sup>, Sr<sup>2+</sup>, Ba<sup>2+</sup>, NH<sub>4</sub><sup>+</sup>, Co<sup>2+</sup>, Ni<sup>2+</sup>, Zn<sup>2+</sup>, Cd<sup>2+</sup>, Pb<sup>2+</sup>, amines
  - Very good Na<sup>+</sup>/NH<sub>4</sub><sup>+</sup> separation
  - NH<sub>4</sub><sup>+</sup>, (CH<sub>3</sub>)NH<sub>3</sub><sup>+</sup>, (CH<sub>3</sub>)<sub>2</sub>NH<sub>2</sub><sup>+</sup>, (CH<sub>3</sub>)<sub>3</sub>NH<sup>+</sup>, (CH<sub>3</sub>)<sub>4</sub>N<sup>+</sup>, and the respective ethanolamines
  - Difficult separation problems
  - Great differences in concentration
  - Transition metals

**Technical information**

Substrate	Silica gel with carboxyl groups
Column dimensions	250 x 4.0 mm
Column body	PEEK
Standard flow	0.9 mL/min
Maximum flow	2.0 mL/min
Maximum pressure	20 MPa
Particle size	5 µm
Organic modifier	0...100% (no methanol)
pH range	2...7
Temperature range	20...60 °C
Capacity	25 µmol (K <sup>+</sup> )

**Eluents**

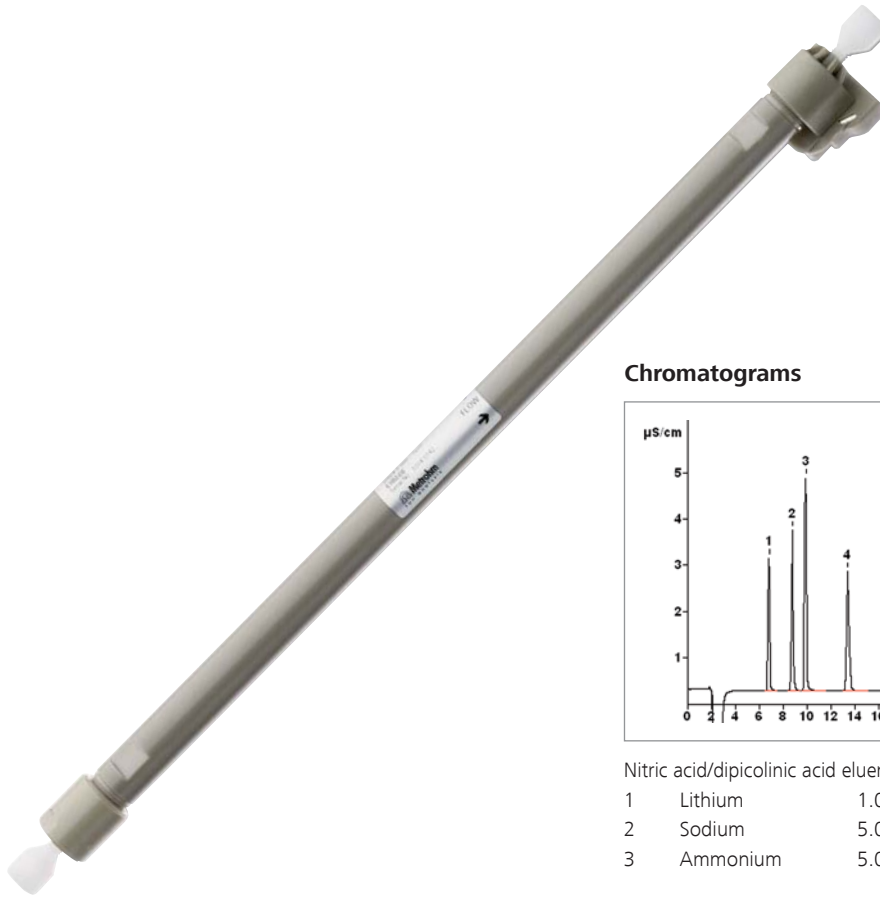
Nitric acid/ dipicolinic acid eluent (standard eluent)	Nitric acid (c = 1 mol/L)	3.4 mL/2 L	1.7 mmol/L
	Dipicolinic acid	234 mg/2 L	0.7 mmol/L
Amine eluent	Nitric acid (c = 1 mol/L)	3.4 mL/2 L	1.7 mmol/L
	Dipicolinic acid	234 mg/2 L	0.7 mmol/L
	18-crown-6	26.4 mg/2 L	0.05 mmol/L
	Acetone	25 mL/2 L	2.5%

**Care**

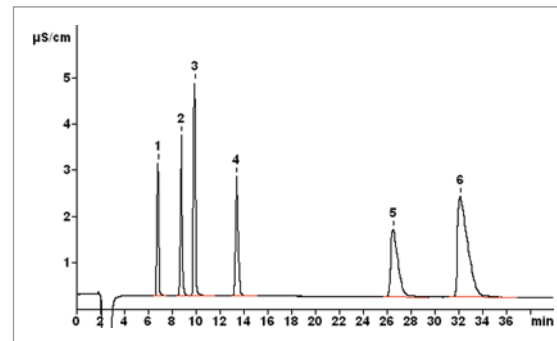
**Regeneration**  
Organic contamination: Rinse the column in the opposite flow direction at a flow rate of 0.9 mL/min for 1 h with ultrapure water, then for 1 h with acetonitrile/water (40/60), and finally for 1 h with ultrapure water.

Inorganic contamination: Rinse the column in the opposite flow direction with 10 mmol/L HNO<sub>3</sub> + 4 mmol/L dipicolinic acid for 1 h at a flow rate of 0.9 mL/min.

**Storage**  
In the eluent or in ultrapure water

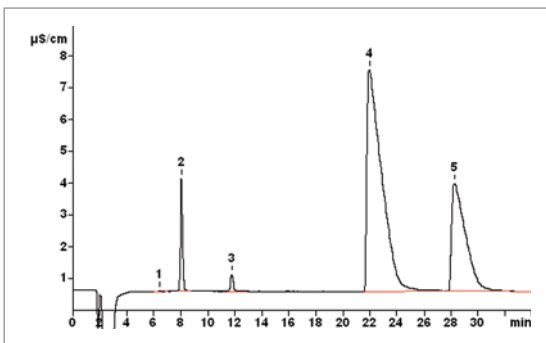


### Chromatograms



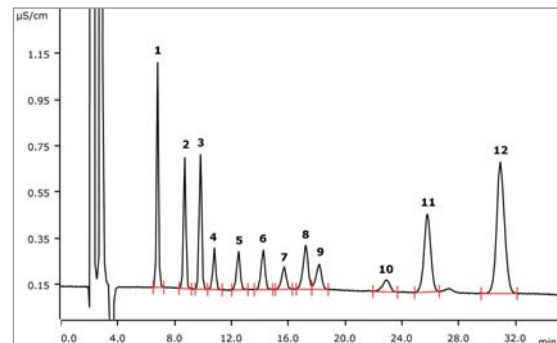
Nitric acid/dipicolinic acid eluent, standard Conc. (mg/L)

1	Lithium	1.00	4	Potassium	10.00
2	Sodium	5.00	5	Calcium	10.00
3	Ammonium	5.00	6	Magnesium	10.00



Nitric acid/dipicolinic acid eluent, drinking water Conc. (mg/L)

1	Lithium	n.q.	4	Calcium	82.81
2	Sodium	3.90	5	Magnesium	18.76
3	Potassium	1.12			



Amine eluent, standard

1	Lithium	0.4	8	Methyldiethanol-	
2	Sodium	1.0		amine	4.0
3	Ammonium	1.0	9	Diethanolisopro-	
4	Ethanolamine	1.0		panolamine	4.0
5	Diethanolamine	2.0	10	Triisopropanolamine	4.0
6	Potassium	1.0	11	Calcium	2.0
7	Triethanolamine	2.0	12	Magnesium	2.0

### Ordering information

Metrosep C 4 - 250/4.0	6.1050.430
Metrosep C 4 Guard/4.0	6.1050.500
Metrosep C 4 S-Guard/4.0	6.1050.510

# Metrosep C 5 - 150/4.6 (6.4000.320)

172

The Metrosep C 5 - 150/4.6 is based on a sulfonated polystyrene/divinylbenzene polymer. The strongly acidic cation-exchanger groups make it a preferred separation column for the determination of divalent cations, particularly of transition metals. The column is preferably also used with UV/VIS detection after post-column reaction. This column may also be used with sequential suppression.

## Applications

- Special column for transition metals

## Technical information

Substrate	Sulfonated polystyrene/divinylbenzene polymer
Column dimensions	150 x 4.6 mm
Column body	PEEK
Standard flow	1.0 mL/min
Maximum flow	1.5 mL/min
Maximum pressure	4.9 MPa
Particle size	12 µm
Organic modifier	0...5% (10% acetonitrile)
pH range	1...14 (optimal 2...6)
Temperature range	20...70 °C
Capacity	15 µmol (K <sup>+</sup> )

## Eluents

Oxalic acid/citric acid (standard eluent)	Oxalic acid	1.080 g/2 L	6.0 mmol/L
	Citric acid	1.153 g/2 L	3.0 mmol/L
	KOH		pH = 4.2

## PCR reagents

PAR	PAR (4(2-pyridylazo) resorcinol	64.6 mg/2 L	0.15 mmol/L
	Ammonium hydroxide (c = 1 mol/L)	800 mL/2 L	0.4 mol/L
	Nitric acid (c = 1 mol/L)	160 mL/2 L	80 mmol/L
			pH = 10...11

## Care

### Regeneration

Slight contamination (e.g. divalent cations): Operate the column with eluent (0.5 mL/min, room temperature) and inject 100 µL 1 mol/L nitric acid 4...6 times in succession.

More extreme contamination: In the event of heavier contamination, rinse the column with the following solutions in sequence (0.5 mL/min, room temperature):

- 60 min (30 mL) 100 mmol/L tartaric acid
- 60 min (30 mL) 100 mmol/L nitric acid
- Eluent for rinsing the column

Contamination from proteins and nitrogen components: Rinse the column with the following solutions in sequence (0.5 mL/min, room temperature):

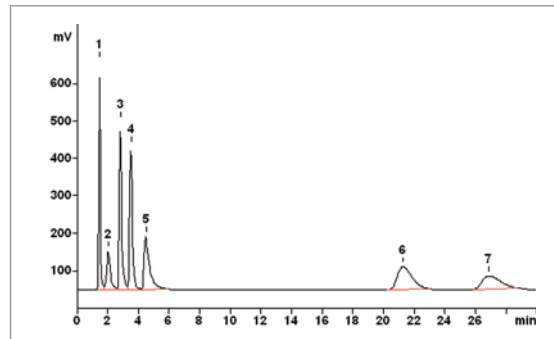
- 30 min ultrapure water
- 60 min (30 mL) 100 mmol/L sodium hydroxide
- 60 min (30 mL) 100 mmol/L nitric acid
- Eluent for rinsing the column

### Storage

Immediately after use, rinse to 3.0 mmol/L nitric acid.



### Chromatogram



Oxalic acid/citric acid eluent, PCR with PAR,

VIS detection ( $\lambda = 530 \text{ nm}$ ), standard

Conc. (mg/L)

1	Copper	5.00	5	Lead	30.0
2	Nickel	3.00	6	Manganese	4.00
3	Zinc	4.00	7	Cadmium	8.00
4	Cobalt	5.00			

### Ordering information

Metrosep C 5 - 150/4.6	6.4000.320
Metrosep RP 2 Guard/3.5	6.1011.030
Replacement filters for RP 2 Guard/3.5 (10 pcs.)	6.1011.130
Metrosep BP 1 Guard/2.0	6.1015.100

## Metrosep C 6 - 100/4.0 (6.1051.410)

174

The 100 mm version of the Metrosep C 6 column is intended for the determination of standard cations, e.g., in drinking water. Excellent separation of sodium and ammonium is still achieved, even with the very short retention times applied. The high capacity of the C 6 material permits larger sample volumes.

### Applications

- $\text{Li}^+$ ,  $\text{Na}^+$ ,  $\text{K}^+$ ,  $\text{Rb}^+$ ,  $\text{Cs}^+$ ,  $\text{Mg}^{2+}$ ,  $\text{Ca}^{2+}$ ,  $\text{Sr}^{2+}$ ,  $\text{Ba}^{2+}$ ,  $\text{NH}_4^+$
- Lipophilic amines with short retention times
- Rapid separations

### Technical information

Substrate	Silica gel with carboxyl groups
Column dimensions	100 x 4.0 mm
Column body	PEEK
Standard flow	0.9 mL/min
Maximum flow	3.5 mL/min
Maximum pressure	20 MPa
Particle size	5 $\mu\text{m}$
Organic modifier	0...100% (no methanol)
pH range	2...7
Temperature range	20...60 °C
Capacity	20 $\mu\text{mol}$ ( $\text{K}^+$ )

### Eluents

Nitric acid/ dipicolinic acid eluent (standard eluent)	Nitric acid (c = 1 mol/L) Dipicolinic acid	3.4 mL/2 L 568 mg/2 L	1.7 mmol/L 1.7 mmol/L
Oxalic acid/ dipicolinic acid/ acetonitril eluent	Oxalic acid Dipicolinic acid Acetonitril	360 mg/2 L 668 mg/2 L 40 mL/2 L	2.0 mmol/L 2.0 mmol/L 2%

### Care

#### Regeneration

The column must be rinsed with ultrapure water before and after the regeneration.

Organic contamination: Rinse the column in the opposite flow direction at a flow rate of 0.9 mL/min for 1 h with ultrapure water, then for 1 h with acetonitrile/water (40/60).

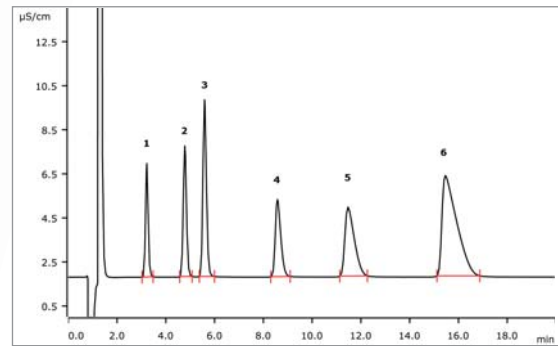
Inorganic contamination: Rinse the column in the opposite flow direction with 10 mmol/L  $\text{HNO}_3$  + 4 mmol/L dipicolinic acid for 1 h at a flow rate of 0.9 mL/min.

#### Storage

Standard eluent at 10...22 °C

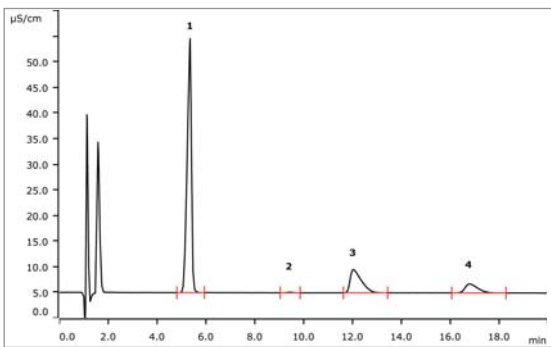


**Chromatograms**



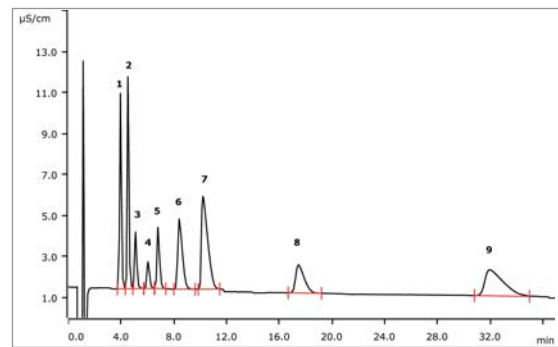
Nitric acid/dipicolinic acid eluent, standard

		Conc. (mg/L)
1	Lithium	1.00
2	Sodium	5.00
3	Ammonium	5.00
4	Potassium	10.00
5	Calcium	10.00
6	Magnesium	10.00



Nitric acid/dipicolinic acid eluent, drinking water

		Conc. (mg/L)
1	Sodium	112.12
2	Potassium	0.75
3	Calcium	33.44
4	Magnesium	6.88



Oxalic acid/dipicolinic acid/acetonitril eluent, standard

		Conc. (mg/L)
1	Sodium	20
2	Ammonium	20
3	Monoethanolamine	20
4	Potassium	20
5	Diethanolamine	20
6	Calcium	20
7	Magnesium	20
8	Strontium	20
9	Barium	40

**Ordering information**

Metrosep C 6 - 100/4.0	6.1051.410
Metrosep C 4 Guard/4.0	6.1050.500
Metrosep C 4 S-Guard/4.0	6.1050.510

# Metrosep C 6 - 150/4.0 (6.1051.420)

176

The high-capacity C 6 material makes the Metrosep C 6 - 150/4.0 separation column the optimum solution for the separation of standard cations with high differences in concentration in conjunction with reasonable retention times. Drinking water with low ammonium contents can be determined with this column.

## Applications

- Standard column
- Amines
- $\text{Li}^+$ ,  $\text{Na}^+$ ,  $\text{K}^+$ ,  $\text{Rb}^+$ ,  $\text{Cs}^+$ ,  $\text{Mg}^{2+}$ ,  $\text{Ca}^{2+}$ ,  $\text{Sr}^{2+}$ ,  $\text{Ba}^{2+}$ ,  $\text{NH}_4^+$
- Universal applications
- Different matrices
- Transition metals

## Technical information

Substrate	Silica gel with carboxyl groups
Column dimensions	150 x 4.0 mm
Column body	PEEK
Standard flow	0.9 mL/min
Maximum flow	2.5 mL/min
Maximum pressure	20 MPa
Particle size	5 $\mu\text{m}$
Organic modifier	0...100% (no methanol)
pH range	2...7
Temperature range	20...60 °C
Capacity	30 $\mu\text{mol}$ ( $\text{K}^+$ )

## Eluents

Nitric acid/	Nitric acid (c = 1 mol/L)	3.4 mL/2 L	1.7 mmol/L
dipicolinic acid eluent (standard eluent)	Dipicolinic acid	568 mg/2 L	1.7 mmol/L

## Care

### Regeneration

The column must be rinsed with ultrapure water before and after the regeneration.

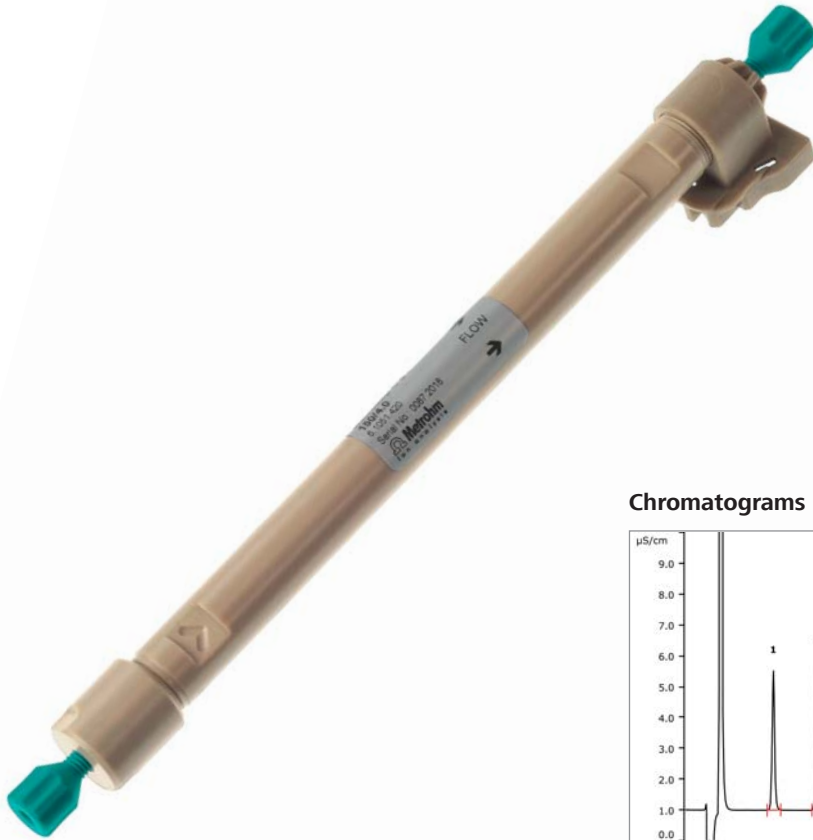
Organic contamination: Rinse the column in the opposite flow direction at a flow rate of 0.9 mL/min for 1 h with ultrapure water, then for 1 h with acetonitrile/water (40/60).

Inorganic contamination: Rinse the column in the opposite flow direction with 10 mmol/L  $\text{HNO}_3$  + 4 mmol/L dipicolinic acid for 1 h at a flow rate of 0.9 mL/min.

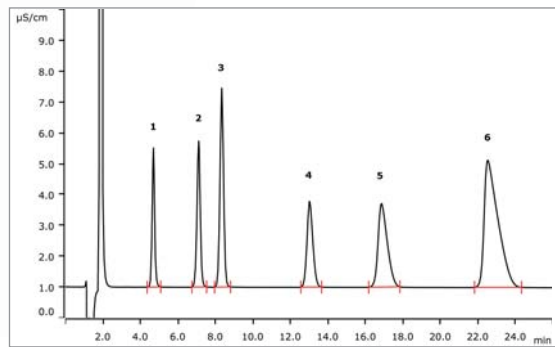
### Storage

Standard eluent at 10...22 °C

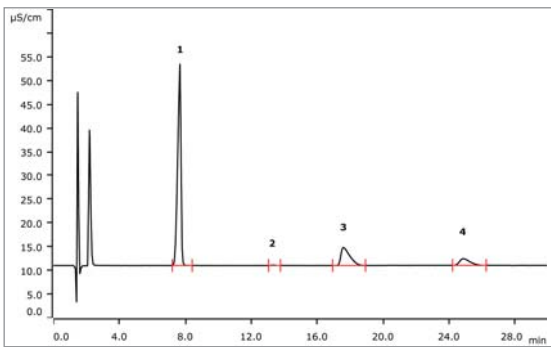




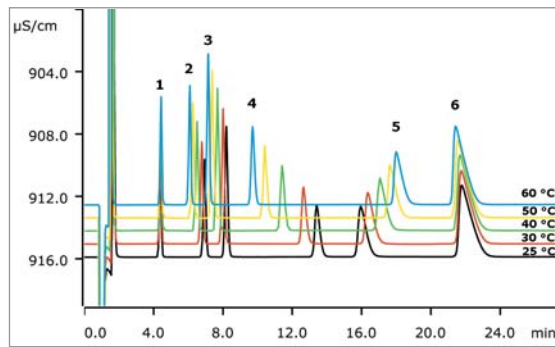
**Chromatograms**



Nitric acid/dipicolinic acid eluent, standard			Conc. (mg/L)		
1	Lithium	1.00	4	Potassium	10.00
2	Sodium	5.00	5	Calcium	10.00
3	Ammonium	5.00	6	Magnesium	10.00



Nitric acid/dipicolinic acid eluent, drinking water			Conc. (mg/L)		
1	Sodium	109.78	3	Calcium	34.03
2	Potassium	0.65	4	Magnesium	6.59



Nitric acid/dipicolinic acid eluent			Conc. (mg/L)		
Temperature dependency					
1	Lithium	1.00	4	Potassium	10.00
2	Sodium	5.00	5	Calcium	10.00
3	Ammonium	5.00	6	Magnesium	10.00

**Ordering information**

Metrosep C 6 - 150/4.0	6.1051.420
Metrosep C 4 Guard/4.0	6.1050.500
Metrosep C 4 S-Guard/4.0	6.1050.510

# Metrosep C 6 - 250/4.0 (6.1051.430)

178

The Metrosep C 6 - 250/4.0 is the cation column with the greatest capacity in the C 6 series. It is predestined for applications which require the highest separating efficiency. Samples with extreme differences in concentrations can be analyzed reliably with this column. The separation of sodium and ammonium is particularly outstanding here.

## Applications

- $\text{Li}^+$ ,  $\text{Na}^+$ ,  $\text{K}^+$ ,  $\text{Rb}^+$ ,  $\text{Cs}^+$ ,  $\text{Mg}^{2+}$ ,  $\text{Ca}^{2+}$ ,  $\text{Sr}^{2+}$ ,  $\text{Ba}^{2+}$ ,  $\text{NH}_4^+$ ,  $\text{Co}^{2+}$ ,  $\text{Ni}^{2+}$ ,  $\text{Zn}^{2+}$ ,  $\text{Cd}^{2+}$ ,  $\text{Pb}^{2+}$ , amines
- Excellent  $\text{Na}^+/\text{NH}_4^+$  separation
- $\text{NH}_4^+$ ,  $(\text{CH}_3)\text{NH}_3^+$ ,  $(\text{CH}_3)_2\text{NH}_2^+$ ,  $(\text{CH}_3)_3\text{NH}^+$ ,  $(\text{CH}_3)_4\text{N}^+$ , and the respective ethanolamines
- Difficult separation problems
- Great differences in concentration
- Transition metals

## Technical information

Substrate	Silica gel with carboxyl groups
Column dimensions	250 x 4.0 mm
Column body	PEEK
Standard flow	0.9 mL/min
Maximum flow	1.5 mL/min
Maximum pressure	20 MPa
Particle size	5 $\mu\text{m}$
Organic modifier	0...100% (no methanol)
pH range	2...7
Temperature range	20...60 °C
Capacity	50 $\mu\text{mol}$ ( $\text{K}^+$ )

## Eluents

Nitric acid/ dipicolinic acid eluent (standard eluent)	Nitric acid (c = 1 mol/L) Dipicolinic acid	3.4 mL/2 L 568 mg/2 L	1.7 mmol/L 1.7 mmol/L
Nitric acid/ dipicolinic acid eluent (modified)	Nitric acid (c = 1 mol/L) Dipicolinic acid	16 mL/2 L 434 mg/2 L	8.0 mmol/L 1.3 mmol/L

## Care

### Regeneration


The column must be rinsed with ultrapure water before and after the regeneration.

Inorganic contamination: Rinse the column in the opposite flow direction with 10 mmol/L  $\text{HNO}_3$  + 4 mmol/L dipicolinic acid for 1 h at a flow rate of 0.9 mL/min.

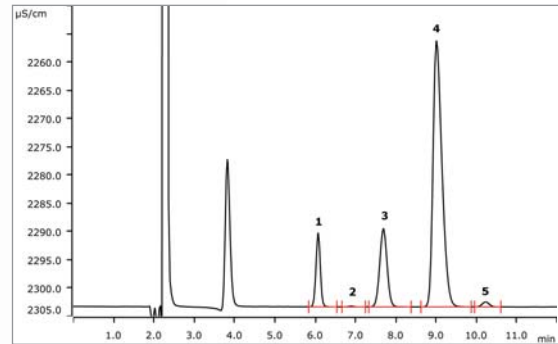
Organic contamination: Rinse the column in the opposite flow direction at a flow rate of 0.9 mL/min for 1 h with ultrapure water, then for 1 h with acetonitrile/water (40/60).

### Storage

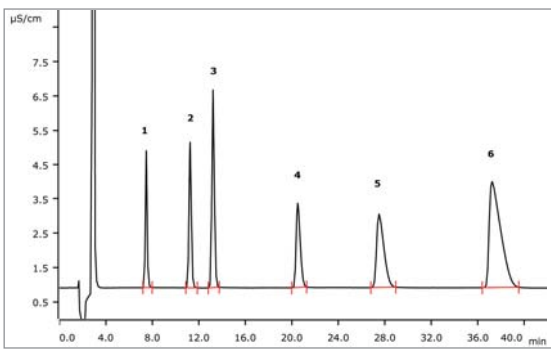
Standard eluent at 10...22 °C



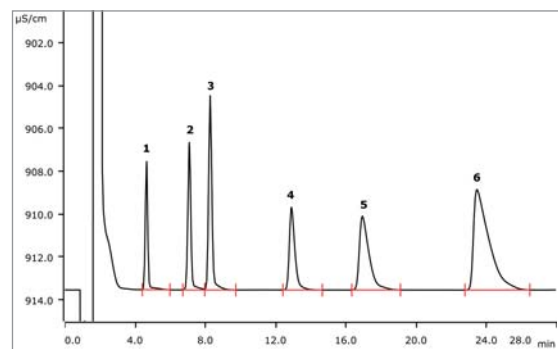
**Chromatograms**



Nitric acid/dipicolinic acid eluent (modified), water		Conc. (mg/L)		
1	Sodium	3.06	4 Calcium	25.7
2	Ammonium	0.03	5 Potassium	0.67
3	Magnesium	2.95		



Nitric acid/dipicolinic acid eluent, standard		Conc. (mg/L)		
1	Lithium	1.00	4 Potassium	10.00
2	Sodium	5.00	5 Calcium	10.00
3	Ammonium	5.00	6 Magnesium	10.00



Nitric acid/dipicolinic acid eluent, methanol 50%		Conc. (mg/L)		
1	Lithium	1.00	4 Potassium	10.00
2	Sodium	5.00	5 Calcium	10.00
3	Ammonium	5.00	6 Magnesium	10.00

**Ordering information**

Metrosep C 6 - 250/4.0	6.1051.430
Metrosep C 4 Guard/4.0	6.1050.500
Metrosep C 4 S-Guard/4.0	6.1050.510



## Separation columns

181



Microbore IC cation-separation columns for lower eluent consumption and greater sensitivity

## Metrosep C 4 - 100/2.0 (6.1050.210)

182

The short version of the Metrosep C 4 column with 2 mm inner diameter is intended for rapid determinations of the standard cations. Very short retention times are achieved, for which the elution times of sodium and ammonium nevertheless differ by 25 s. When a special eluent is used, the six cations lithium, ammonium, sodium, calcium, magnesium, and potassium can be determined in less than 5 minutes with the Metrosep C 4 - 100/2.0. With its low eluent flow, this column is particularly suitable for IC-MS coupling.

### Applications

- $\text{Li}^+$ ,  $\text{Na}^+$ ,  $\text{K}^+$ ,  $\text{Rb}^+$ ,  $\text{Cs}^+$ ,  $\text{Mg}^{2+}$ ,  $\text{Ca}^{2+}$ ,  $\text{Sr}^{2+}$ ,  $\text{Ba}^{2+}$ ,  $\text{NH}_4^+$
- Lipophilic amines with short retention times
- High flow rate - fast separations
- Fast analysis

### Technical information

Substrate	Silica gel with carboxyl groups
Column dimensions	100 x 2.0 mm
Column body	PEEK
Standard flow	0.2 mL/min
Maximum flow	1.6 mL/min
Maximum pressure	25 MPa
Particle size	5 $\mu\text{m}$
Organic modifier	0...100% (no methanol)
pH range	2...7
Temperature range	20...60 °C
Capacity	3 $\mu\text{mol}$ ( $\text{K}^+$ )

### Eluents

Nitric acid/ dipicolinic acid eluent (standard eluent)	Nitric acid (c = 1 mol/L) Dipicolinic acid	3.4 mL/2 L 234 mg/2 L	1.7 mmol/L 0.7 mmol/L
Nitric acid/ dipicolinic acid eluent (modified)	Nitric acid (c = 1 mol/L) Dipicolinic acid	4.0 mL/2 L 401 mg/2 L	2.0 mmol/L 1.2 mmol/L

### Care

Regeneration

Organic contamination: Rinse the column in the opposite flow direction at a flow rate of 0.2 mL/min for 1 h with ultrapure water, then for 1 h with acetonitrile/water (40/60), and finally for 1 h with ultrapure water.

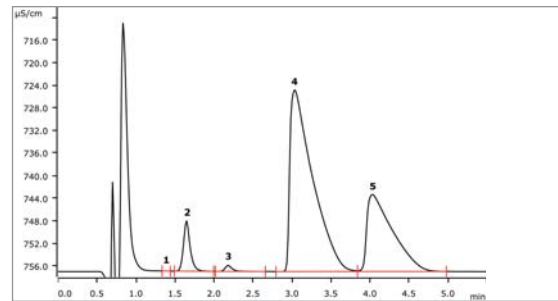
Inorganic contamination: Rinse the column in the opposite flow direction with 10 mmol/L  $\text{HNO}_3$  + 4 mmol/L dipicolinic acid for 1 h at a flow rate of 0.2 mL/min.

Storage

In the eluent or in ultrapure water

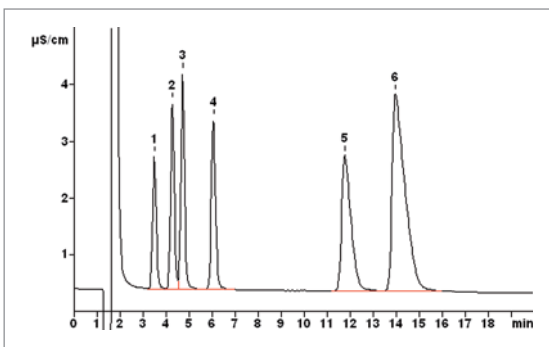


**Chromatograms**



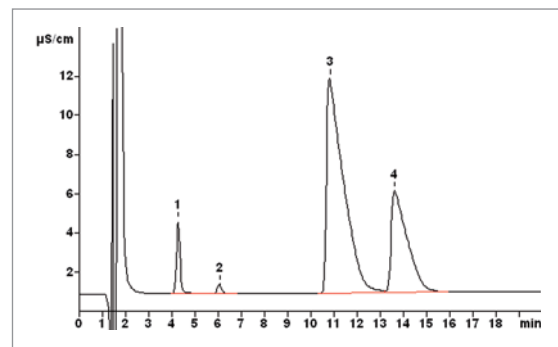
Nitric acid/dipicolinic acid eluent (modified), drinking water

Peak	Conc. (mg/L)	Peak	Conc. (mg/L)
1 Lithium	n.q.	4 Calcium	87.42
2 Sodium	6.03	5 Magnesium	19.94
3 Potassium	1.69		



Nitric acid/dipicolinic acid eluent, standard

Peak	Conc. (mg/L)	Peak	Conc. (mg/L)
1 Lithium	1.00	4 Potassium	10.00
2 Sodium	5.00	5 Calcium	10.00
3 Ammonium	5.00	6 Magnesium	10.00



Nitric acid/dipicolinic acid eluent, drinking water

Peak	Conc. (mg/L)	Peak	Conc. (mg/L)
1 Sodium	3.89	3 Calcium	82.82
2 Potassium	1.13	4 Magnesium	18.78

**Ordering information**

Metrosep C 4 - 100/2.0	6.1050.210
Metrosep C 4 Guard/2.0	6.1050.600
Metrosep C 4 S-Guard/2.0	6.1050.610

## Metrosep C 4 - 150/2.0 (6.1050.220)

184

The Metrosep C 4 - 150/2.0 is the universal standard column in cation analysis of microbore separation columns. High separating efficiency in a brief time. The Metrosep C 4 - 150/2.0 is the ideal separation column for the analysis of alkaline and earth alkaline metals in aqueous media. With its low eluent flow, this column is particularly suitable for IC-MS coupling.

### Applications

- Li<sup>+</sup>, Na<sup>+</sup>, K<sup>+</sup>, Rb<sup>+</sup>, Cs<sup>+</sup>, Mg<sup>2+</sup>, Ca<sup>2+</sup>, Sr<sup>2+</sup>, Ba<sup>2+</sup>, NH<sub>4</sub><sup>+</sup>
- Amines
- Transition metals

### Technical information

Substrate	Silica gel with carboxyl groups
Column dimensions	150 x 2.0 mm
Column body	PEEK
Standard flow	0.2 mL/min
Maximum flow	1.1 mL/min
Maximum pressure	25 MPa
Particle size	5 µm
Organic modifier	0...100% (no methanol)
pH range	2...7
Temperature range	20...60 °C
Capacity	4 µmol (K <sup>+</sup> )

### Eluents

Nitric acid/ dipicolinic acid eluent (standard eluent)	Nitric acid (c = 1 mol/L) Dipicolinic acid	3.4 mL/2 L 234 mg/2 L	1.7 mmol/L 0.7 mmol/L
Nitric acid/ dipicolinic acid eluent (modified)	Nitric acid (c = 1 mol/L) Dipicolinic acid	4.0 mL/2 L 43.6 mg/2 L	2.0 mmol/L 0.13 mmol/L
Nitric acid eluent	Nitric acid (c = 1 mol/L)	4.0 mL/2 L	2.0 mmol/L

### Care

Regeneration

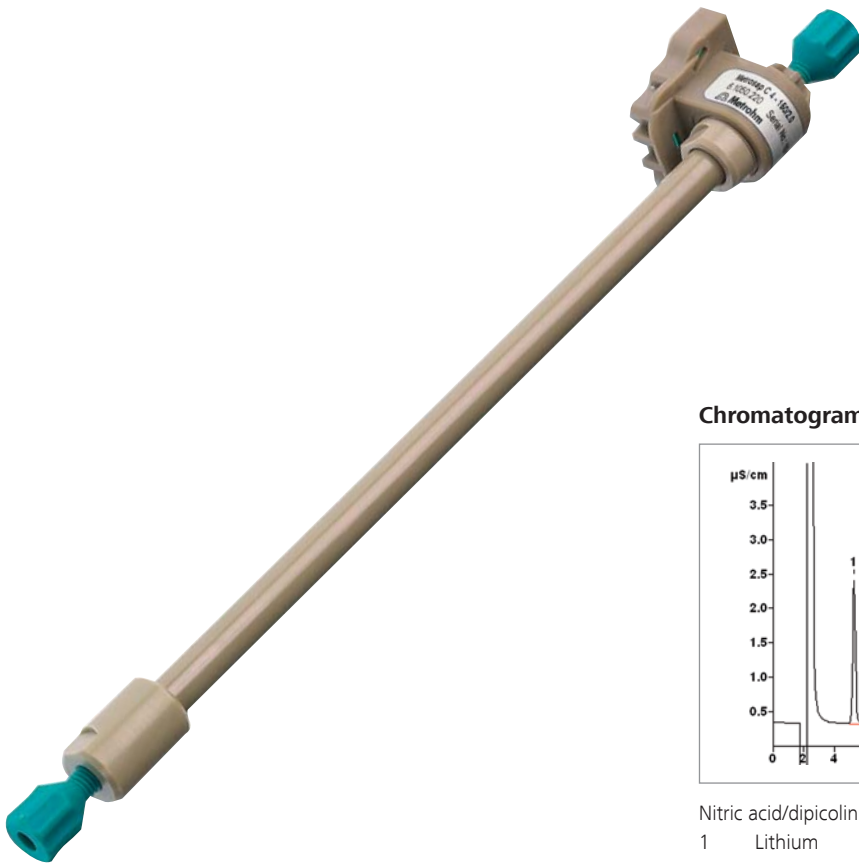
Organic contamination: Rinse the column in the opposite flow direction at a flow rate of 0.2 mL/min for 1 h with ultrapure water, then for 1 h with acetonitrile/water (40/60), and finally for 1 h with ultrapure water.

Inorganic contamination: Rinse the column in the opposite flow direction with 10 mmol/L HNO<sub>3</sub> + 4 mmol/L dipicolinic acid for 1 h at a flow rate of 0.2 mL/min.

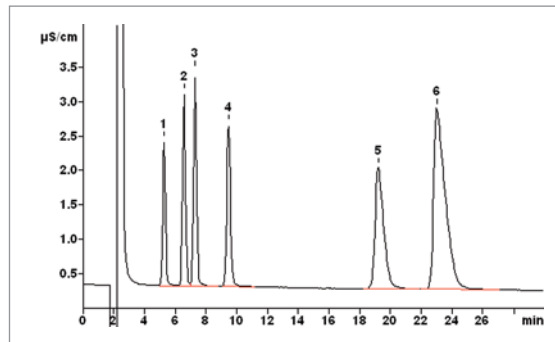
Storage

In the eluent or in ultrapure water

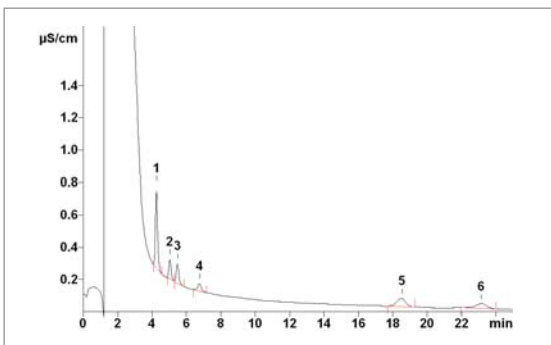




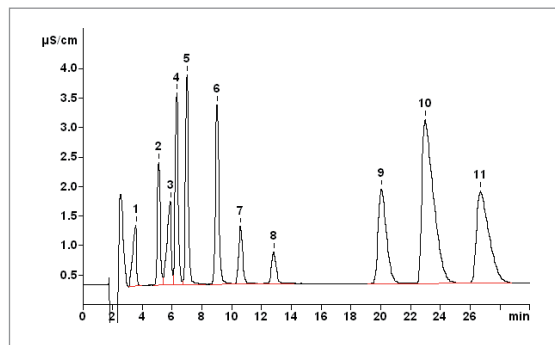
**Chromatograms**



Nitric acid/dipicolinic acid eluent, standard			Conc. (mg/L)		
1	Lithium	1.00	4	Potassium	10.00
2	Sodium	5.00	5	Calcium	10.00
3	Ammonium	5.00	6	Magnesium	10.00



Nitric acid eluent, traces of cations (MiPCT), 40 °C			Conc. (µg/L)		
1	Lithium	0.50	4	Potassium	0.50
2	Sodium	0.50	5	Magnesium	0.50
3	Ammonium	0.50	6	Calcium	0.50



Nitric acid/dipicolinic acid eluent (mod.), standard			Conc. (mg/L)		
1	Zinc	2.50	7	Lead	2.50
2	Lithium	0.25	8	Cesium	2.50
3	Cobalt	2.50	9	Manganese	2.50
4	Sodium	1.25	10	Magnesium	2.50
5	Ammonium	1.25	11	Calcium	2.50
6	Potassium	2.50			

**Ordering information**

Metrosep C 4 - 150/2.0	6.1050.220
Metrosep C 4 Guard/2.0	6.1050.600
Metrosep C 4 S-Guard/2.0	6.1050.610

## Metrosep C 4 - 250/2.0 (6.1050.230)

186

The Metrosep C 4 - 250/2.0 is the cation column with the greatest capacity in the C 4 series with 2 mm inner diameter. It is predestined for applications which require the highest separating efficiency. Samples with high differences in concentrations can be analyzed reliably with this column. The performance capability of the column is demonstrated, for example, in connection with the analysis of sodium traces in addition to monoethanolamine (MEA). With the C 4 - 250/2.0, not only amines and transition metals but also alkaline and alkaline earth metals can be determined in a single run. With its low eluent flow, this column is particularly suitable for IC-MS coupling.

### Applications

- $\text{Li}^+$ ,  $\text{Na}^+$ ,  $\text{K}^+$ ,  $\text{Rb}^+$ ,  $\text{Cs}^+$ ,  $\text{Mg}^{2+}$ ,  $\text{Ca}^{2+}$ ,  $\text{Sr}^{2+}$ ,  $\text{Ba}^{2+}$ ,  $\text{NH}_4^+$ ,  $\text{Co}^{2+}$ ,  $\text{Ni}^{2+}$ ,  $\text{Zn}^{2+}$ ,  $\text{Cd}^{2+}$ ,  $\text{Pb}^{2+}$ , amines
- Good  $\text{Na}^+/\text{NH}_4^+$  separation
- $\text{NH}_4^+$ ,  $(\text{CH}_3)\text{NH}_3^+$ ,  $(\text{CH}_3)_2\text{NH}_2^+$ ,  $(\text{CH}_3)_3\text{NH}^+$ ,  $(\text{CH}_3)_4\text{N}^+$ , and the respective ethanolamines
- Difficult separation problems
- High differences in concentration
- Transition metals

### Technical information

Substrate	Silica gel with carboxyl groups
Column dimensions	250 x 2.0 mm
Column body	PEEK
Standard flow	0.2 mL/min
Maximum flow	0.8 mL/min
Maximum pressure	25 MPa
Particle size	5 $\mu\text{m}$
Organic modifier	0...100% (no methanol)
pH range	2...7
Temperature range	20...60 °C
Capacity	6 $\mu\text{mol}$ ( $\text{K}^+$ )

### Eluents

Nitric acid/ dipicolinic acid eluent (standard eluent)	Nitric acid (c = 1 mol/L) Dipicolinic acid	3.4 mL/2 L 234 mg/2 L	1.7 mmol/L 0.7 mmol/L
Nitric acid/ oxalic acid eluent	Nitric acid (c = 1 mol/L) Oxalic acid	5.0 mL/2 L 90 mg/2 L	2.5 mmol/L 0.5 mmol/L

### Care

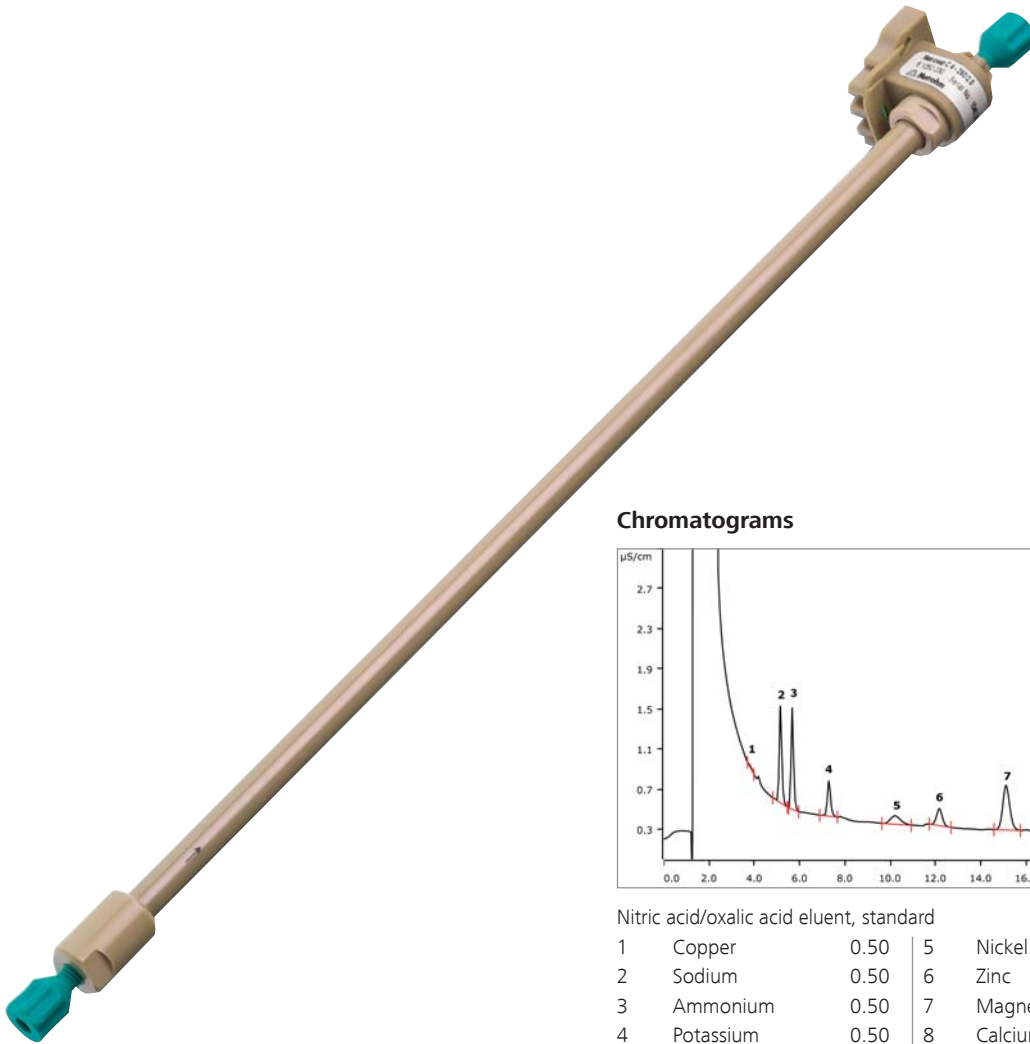
#### Regeneration

Organic contamination: Rinse the column in the opposite flow direction at a flow rate of 0.2 mL/min for 1 h with ultrapure water, then for 1 h with acetonitrile/water (40/60), and finally for 1 h with ultrapure water.

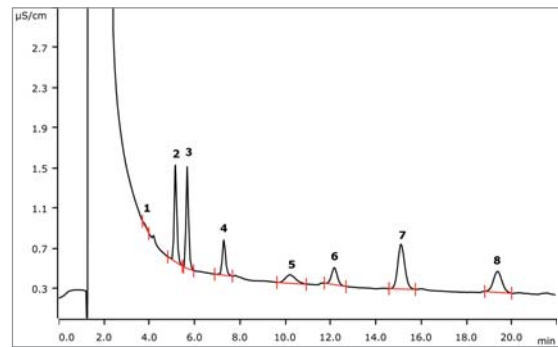
Inorganic contamination: Rinse the column in the opposite flow direction with 10 mmol/L  $\text{HNO}_3$  + 4 mmol/L dipicolinic acid for 1 h at a flow rate of 0.2 mL/min.

#### Storage

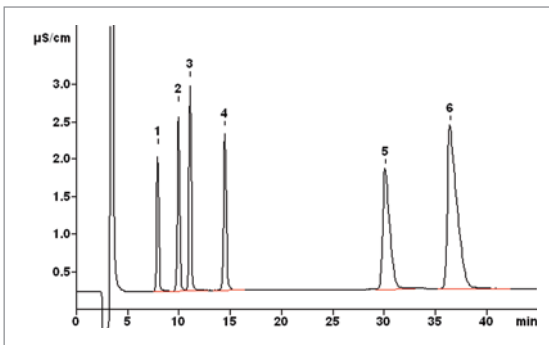
In the eluent or in ultrapure water



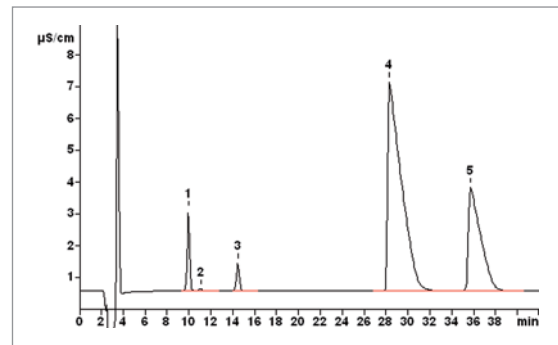
**Chromatograms**



Nitric acid/oxalic acid eluent, standard				Conc. (µg/L)	
1	Copper	0.50	5	Nickel	0.50
2	Sodium	0.50	6	Zinc	0.50
3	Ammonium	0.50	7	Magnesium	0.50
4	Potassium	0.50	8	Calcium	0.50




Nitric acid/dipicolinic acid eluent, standard				Conc. (mg/L)	
1	Lithium	1.00	4	Potassium	10.00
2	Sodium	5.00	5	Calcium	10.00
3	Ammonium	5.00	6	Magnesium	10.00



Nitric acid/dipicolinic acid eluent, drinking water				Conc. (mg/L)	
1	Sodium	3.90	4	Calcium	82.81
2	Ammonium	n.q.	5	Magnesium	18.76
3	Potassium	1.12			

**Ordering information**

Metrosep C 4 - 250/2.0	6.1050.230
Metrosep C 4 Guard/2.0	6.1050.600
Metrosep C 4 S-Guard/2.0	6.1050.610



MSM-HC C  
6.2842.200  
01250103

Metroag C Supp Guard  
4.2  
6.2842.200  
Metrochem

Metroag C Supp Guard  
4.2  
6.2842.200  
Metrochem

## Separation columns

189



IC cation-separation columns for analyses with  
chemical suppression

# Metrosep C Supp 1 - 100/4.0 (6.1052.410)

190

The short version of the Metrosep C Supp 1 is used for the rapid determination of cations in the  $\mu\text{g/L}$  range with conductivity detection following sequential suppression.

The baseline noise in cation analysis is improved by the suppression. This results in lower detection limits for the cations to be determined.

## Applications

- $\text{Li}^+$ ,  $\text{Na}^+$ ,  $\text{K}^+$ ,  $\text{Mg}^{2+}$ ,  $\text{Ca}^{2+}$ ,  $\text{Sr}^{2+}$ ,  $\text{Ba}^{2+}$ ,  $\text{NH}_4^+$
- Samples with low concentrations
- Larger amines
- Low limits of detection
- Fast analysis
- Excellent peak shape
- Matrix with high pH

## Technical information

Substrate	Polyvinyl alcohol with carboxyl groups
Column dimensions	100 x 4.0 mm
Column body	PEEK
Standard flow	1.0 mL/min
Maximum flow	1.5 mL/min
Maximum pressure	15 MPa
Particle size	5 $\mu\text{m}$
Organic modifier	0...50% acetonitrile, 0...30% acetone, no methanol
pH range	1...12
Temperature range	20...40 °C
Capacity	12 $\mu\text{mol}$ ( $\text{K}^+$ )

## Eluents

Nitric acid eluent (standard eluent)	Nitric acid (c = 1 mol/L) Rubidium (from rubidium nitrate)	10 mL/2 L 172.5 $\mu\text{g}/2$ L ( $\text{RbNO}_3$ )	5.0 mmol/L 50 $\mu\text{g/L}$ $\text{Rb}^+$
-----------------------------------------	------------------------------------------------------------------	----------------------------------------------------------	------------------------------------------------

## Care

Note:

Ensure that the maximum pressure is never exceeded during regeneration. If the pressure becomes too high, reduce the flow rate.

Regeneration:

1. Disconnect the column outlet from the downstream function units such as suppressor or detector and collect the flow of liquid in a beaker instead.
2. Rinse the column with ultrapure water before and after regeneration.

Depending on the type of contamination, proceed in accordance with one of the following instructions:

Organic contaminations:

Regenerate the column in the direction opposite to the flow at a flow rate of 1.0 mL/min with the following solutions in succession:

1. 1 h with ultrapure water
2. 1 h with acetonitrile-water mixture (30:70)
3. 1 h with ultrapure water

Inorganic contaminations:

1. Add 30% acetonitrile to the standard eluent.
2. Regenerate the column in the direction opposite to the flow at a flow rate of 1.0 mL/min for 1 h.

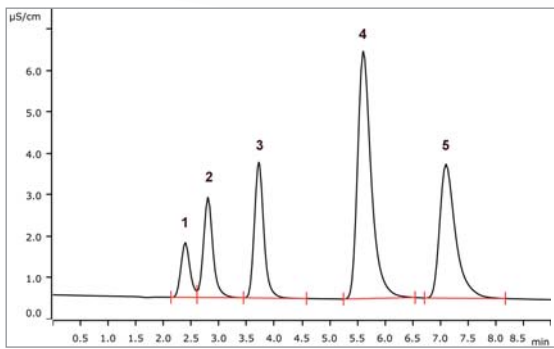
Storage

Store the column in ultrapure water at 4...8 °C.

Do not store the column below 0 °C



**Chromatogram**



Nitric acid eluent, standard, 40 °C			Conc. (mg/L)		
1	Lithium	1.00	4	Magnesium	10.00
2	Sodium	5.00	5	Calcium	10.00
3	Potassium	10.00			

**Ordering information**

Metrosep C Supp 1 - 100/4.0	6.1052.410
Metrosep C Supp 1 Guard/4.0	6.1052.500
Metrosep C Supp 1 S-Guard/4.0	6.1052.510

# Metrosep C Supp 1 - 150/4.0 (6.1052.420)

192

The Metrosep C Supp 1 - 150/4.0 separation column is the column of choice for the determination of low concentrations of standard cations.

Detection limits below one µg/L are achieved through low baseline noise after sequential suppression.

## Applications

- Li<sup>+</sup>, Na<sup>+</sup>, K<sup>+</sup>, Mg<sup>2+</sup>, Ca<sup>2+</sup>, Sr<sup>2+</sup>, Ba<sup>2+</sup>, NH<sub>4</sub><sup>+</sup>
- Samples with low concentrations
- Organic amines
- Low limits of detection
- Transition metals
- Fast analysis
- Excellent peak shape
- Matrix with high pH

## Technical information

Substrate	Polyvinyl alcohol with carboxyl groups
Column dimensions	150 x 4.0 mm
Column body	PEEK
Standard flow	1.0 mL/min
Maximum flow	1.5 mL/min
Maximum pressure	15 MPa
Particle size	5 µm
Organic modifier	0...50% acetonitrile, 0...30% acetone, no methanol
pH range	1...12
Temperature range	20...40 °C
Capacity	18 µmol (K <sup>+</sup> )

## Eluents

Nitric acid eluent (standard eluent)	Nitric acid (c = 1 mol/L) Rubidium (from rubidium nitrate)	10 mL/2 L 172.5 µg/2 L (RbNO <sub>3</sub> )	5.0 mmol/L 50 µg/L Rb <sup>+</sup>
-----------------------------------------	------------------------------------------------------------------	------------------------------------------------	---------------------------------------

## Care

Note:

Ensure that the maximum pressure is never exceeded during regeneration. If the pressure becomes too high, reduce the flow rate.

Regeneration:

1. Disconnect the column outlet from the downstream function units such as suppressor or detector and collect the flow of liquid in a beaker instead.
2. Rinse the column with ultrapure water before and after regeneration.

Depending on the type of contamination, proceed in accordance with one of the following instructions:

Organic contaminations:

Regenerate the column in the direction opposite to the flow at a flow rate of 1.0 mL/min with the following solutions in succession:

1. 1 h with ultrapure water
2. 1 h with acetonitrile-water mixture (30:70)
3. 1 h with ultrapure water

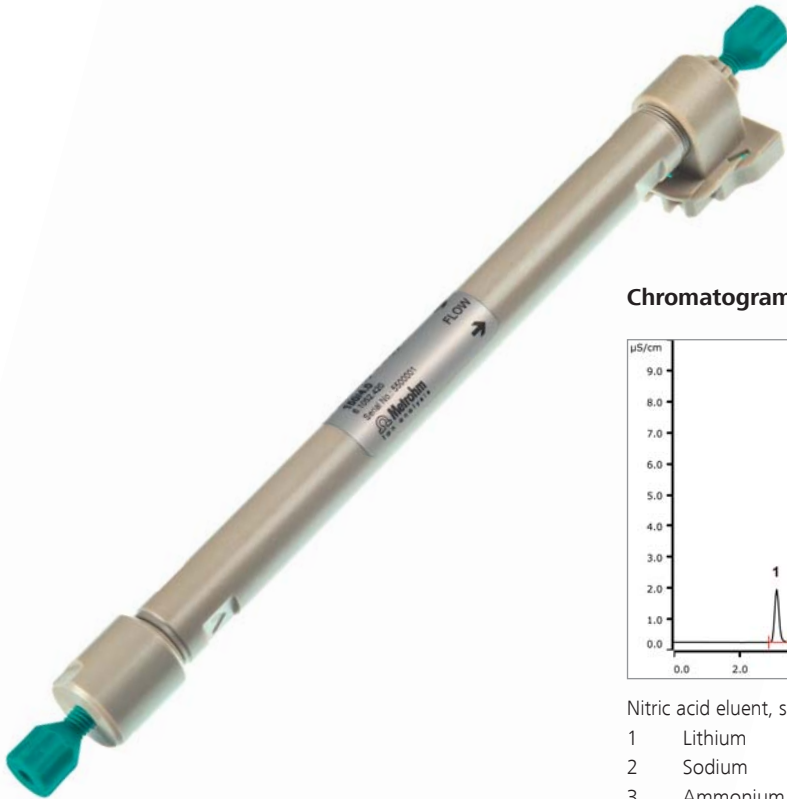
Inorganic contaminations:

1. Add 30% acetonitrile to the standard eluent.
2. Regenerate the column in the direction opposite to the flow at a flow rate of 1.0 mL/min for 1 h.

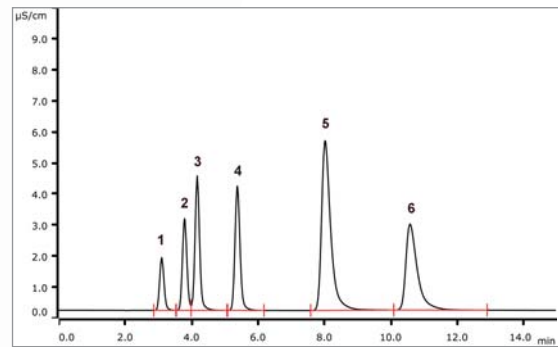
Storage

Store the column in ultrapure water at 4...8 °C.  
Do not store the column below 0 °C



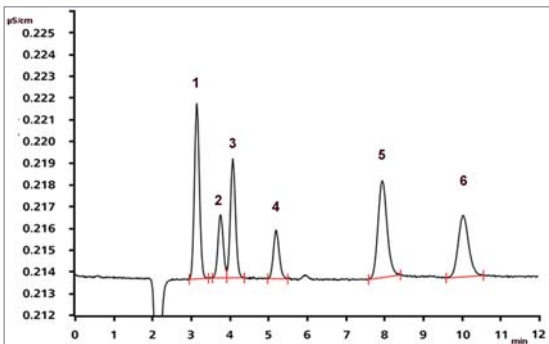


**Chromatograms**



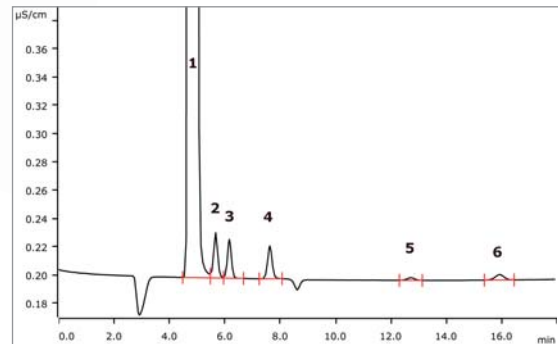
Nitric acid eluent, standard, 40 °C

	Conc. (mg/L)
1 Lithium	1.00
2 Sodium	5.00
3 Ammonium	5.00
4 Potassium	10.00
5 Magnesium	10.00
6 Calcium	10.00



Nitric acid eluent, trace standard, 40 °C

	Conc. (μg/L)
1 Lithium	10.0
2 Sodium	10.0
3 Ammonium	10.0
4 Potassium	10.0
5 Magnesium	10.0
6 Calcium	10.0



Nitric acid eluent, lithium hexafluoride, 40 °C

	Conc. (μg/L)
1 Lithium	499
2 Sodium	3.4
3 Ammonium	2.9
4 Potassium	3.9
5 Magnesium	0.3
6 Calcium	1.5

**Ordering information**

Metrosep C Supp 1 - 150/4.0	6.1052.420
Metrosep C Supp 1 Guard/4.0	6.1052.500
Metrosep C Supp 1 S-Guard/4.0	6.1052.510

# Metrosep C Supp 1 - 250/4.0 (6.1052.430)

194

The Metrosep C Supp 1 - 250/4.0 separation column is used for difficult separations of standard cations, some transition cations and amines in the low concentration range. Conductivity detection after sequential suppression enables low detection limits thanks to low baseline noise.

## Applications

- $\text{Li}^+$ ,  $\text{Na}^+$ ,  $\text{K}^+$ ,  $\text{Mg}^{2+}$ ,  $\text{Ca}^{2+}$ ,  $\text{Sr}^{2+}$ ,  $\text{Ba}^{2+}$ ,  $\text{NH}_4^+$
- Samples with low concentrations
- Good  $\text{Na}^+/\text{NH}_4^+$  separation
- Low limits of detection
- Matrix with high pH

## Technical information

Substrate	Polyvinyl alcohol with carboxyl groups
Column dimensions	250 x 4.0 mm
Column body	PEEK
Standard flow	1.0 mL/min
Maximum flow	1.5 mL/min
Maximum pressure	15 MPa
Particle size	5 $\mu\text{m}$
Organic modifier	0...50% acetonitrile, 0...30% acetone, no methanol
pH range	1...12
Temperature range	20...40 °C
Capacity	30 $\mu\text{mol}$ ( $\text{K}^+$ )

## Eluents

Nitric acid eluent (standard eluent)	Nitric acid (c = 1 mol/L) Rubidium (from rubidium nitrate)	10 mL/2 L 172.5 $\mu\text{g}/2$ L ( $\text{RbNO}_3$ )	5.0 mmol/L 50 $\mu\text{g}/\text{L}$ $\text{Rb}^+$
-----------------------------------------	------------------------------------------------------------------	----------------------------------------------------------	-------------------------------------------------------

## Care

Note:

Ensure that the maximum pressure is never exceeded during regeneration. If the pressure becomes too high, reduce the flow rate.

Regeneration:

1. Disconnect the column outlet from the downstream function units such as suppressor or detector and collect the flow of liquid in a beaker instead.
2. Rinse the column with ultrapure water before and after regeneration.

Depending on the type of contamination, proceed in accordance with one of the following instructions:

Organic contaminations:

Regenerate the column in the direction opposite to the flow at a flow rate of 1.0 mL/min with the following solutions in succession:

1. 1 h with ultrapure water
2. 1 h with acetonitrile-water mixture (30:70)
3. 1 h with ultrapure water


Inorganic contaminations:

1. Add 30% acetonitrile to the standard eluent.
2. Regenerate the column in the direction opposite to the flow at a flow rate of 1.0 mL/min for 1 h.

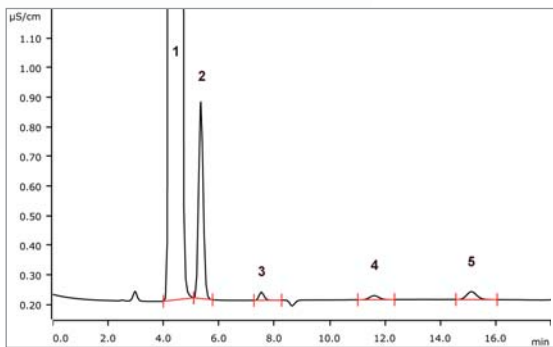
Storage

Store the column in ultrapure water at 4...8 °C.

Do not store the column below 0 °C

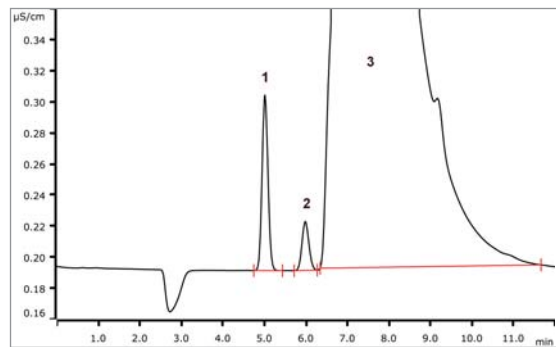


**Chromatograms**



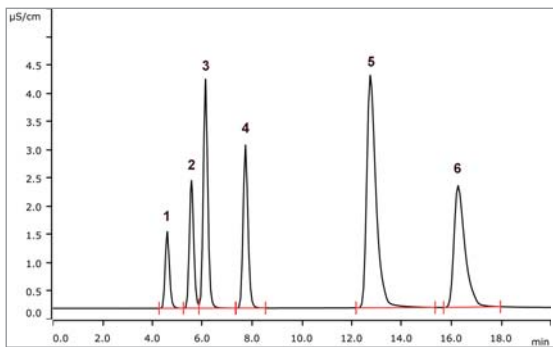
Nitric acid eluent, geological leachate, 40 °C      Conc. (mg/L)

1	Lithium	164.6	4	Magnesium	0.35
2	Sodium	12.9	5	Calcium	1.02
3	Potassium	0.81			



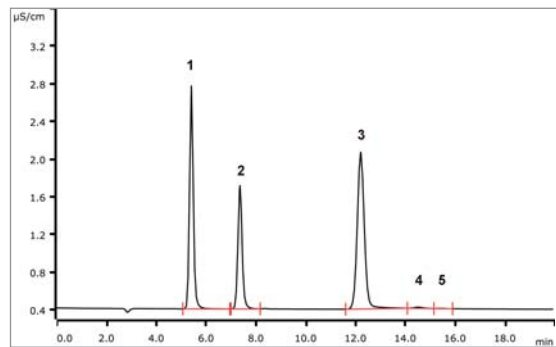
Nitric acid eluent, power plant sample,      Conc. (μg/L)  
MiPCT-ME, 2000 μL, 40 °C

1	Lithium	1.0	3	Monoethanol-amine (MEA)	4000
2	Sodium	1.0			



Nitric acid eluent, standard, 40 °C      Conc. (mg/L)

1	Lithium	1.00	4	Potassium	10.00
2	Sodium	5.00	5	Magnesium	10.00
3	Ammonium	5.00	6	Calcium	10.00



Nitric acid eluent, magnesium sport drink, 40 °C      Conc. (mg/L)

1	Sodium	227	4	Zinc	6.0
2	Potassium	202	5	Calcium	0.6
3	Magnesium	165			

**Ordering information**

Metrosep C Supp 1 - 250/4.0	6.1052.430
Metrosep C Supp 1 Guard/4.0	6.1052.500
Metrosep C Supp 1 S-Guard/4.0	6.1052.510



## Separation columns

197



Separation column for the determination of organic substances

# ProntoSil 120-5-C18 AQ - 150/4.0 (6.1008.100)

198

The ProntoSil 120-5-C18 AQ - 150/4.0 reversed phase column with medium capacity which can be used universally with aqueous eluents as well as with aqueous samples. This characteristic is especially important for applications in ion chromatography. The ProntoSil 120-5-C18 AQ - 150/4.0 can be used to solve application problems which lie in the boundary range between HPLC and ion chromatography.

## Applications

- Determination of organic substances with low polarity and low charge
- Caffeine
- Determination of pharmaceutical products
- NTA, EDTA, DTPA  
(with UV/VIS detection)

## Technical information

Substrate	Silica gel C <sub>18</sub>
Column dimensions	150 x 4.0 mm
Column body	Stainless steel
Standard flow	1.2 mL/min
Maximum flow	> 5.0 mL/min
Maximum pressure	120 MPa
Particle size	5 µm
Organic modifier	0...100%
pH range	2...9

## Eluents

Acetonitrile/water (standard eluent)	Acetonitrile	300 mL/2 L	15%
	Water	1700 mL/2 L	85%
Potassium dihydrogen phosphate/methanol (caffeine eluent)	Potassium dihydrogen phosphate	6.8 g/2 L	25 mmol/L
	Methanol	600 mL/2 L	30%
HNO <sub>3</sub> /TBA-OH/TBA-HSO <sub>4</sub> /MeOH (EDTA eluent)	Nitric acid (c = 1 mol/L)	1.0 mL/2 L	0.5 mmol/L
	Tetrabutylammonium hydroxide x 20 H <sub>2</sub> O	4.0 g/2 L	2.5 mmol/L
	Tetrabutylammonium hydrogen sulfate	5.1 g/2 L	7.5 mmol/L
	Methanol	100 mL/2 L	5%
Nitrate/sulfuric acid/ Methanol (phenol eluent)	Potassium nitrate	44.044 g/2 L	20 mmol/L
	Sulfuric acid (c = 1 mol/L)	1.0 mL/2 L	0.5 mmol/L
	Methanol	1000 mL/2 L	50%

## Care

### Regeneration

Rinse for 15 min at 1.0 mL/min with each of the following: 100% water, followed by acetonitrile, isopropanol, hexane, isopropanol, and back to acetonitrile.

For prolonged periods (> 48 h):

Rinse the column with water for 30 min at 0.5 mL/min. Rinse the column with acetonitrile for 30 min at 0.5 mL/min.

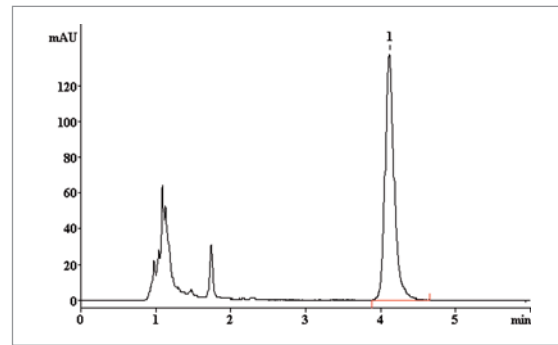
### Storage

For short periods (< 48 h):

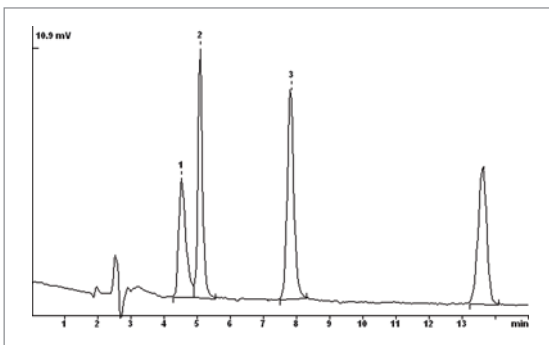
Rinse the column for 30 min at 0.5 mL/min with acetonitrile/water 50:50 (v:v).



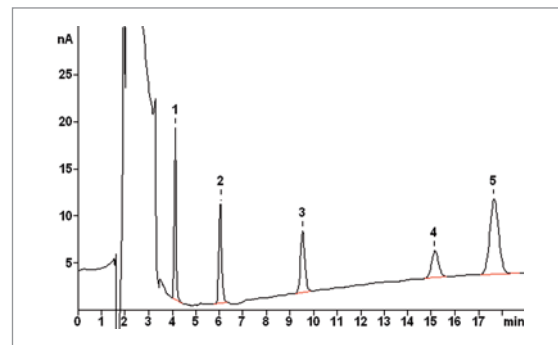
**Chromatograms**



Caffeine eluent, diet cola beverage,  
 UV detection ( $\lambda = 254 \text{ nm}$ )  
 1 Caffeine 159.9 Conc. (mg/L)



EDTA eluent, standard, UV detection ( $\lambda = 260 \text{ nm}$ ),  
 2 columns in series  
 1 NTA 0.48 | 3 DTPA 0.98  
 2 EDTA 0.50 | System peak -



Phenol eluent, phenols in drinking water (spiked),  
 amperometric detection  
 1 Phenol 5.0 | 4 Trimethylphenol 5.0  
 2 Cresol 5.0 | 5 System peak -  
 3 Dimethylphenol 5.0

**Ordering information**

ProntoSil 120-5-C18 AQ - 150/4.0	6.1008.100
ProntoSil 120-5-C18 AQ - Guard/4.0	6.1008.110





## Guard columns

201



### IC guard columns (precolumns)

Optimum protection for the separation columns, minimal dead volume, the same phase, and therefore nearly no influence on the chromatography are the characteristics of the Metrohm IC guard columns. They are extremely efficient, easy to handle and yet economical.

# IC guard column cartridge for Hamilton PRP-X100 (6.1005.020)

202

For the preservation of PRP-X100 analytical separation columns. The cartridge effectively removes contaminations in the form of particles, as might arise, for example, from inadvertent bacteria and algae growth.

## Applications

- Anions

## Technical information

Column dimensions	20 x 4.0 mm
Column body	Stainless steel
Particle size	10 µm
Type	Cartridge



## Ordering information

Guard column cartridge for Hamilton PRP-X100	6.1005.020
Guard cartridge holder, 20 mm	6.02821.000
For use with	
Hamilton PRP-X100 - 100/4.0	6.1005.000
Hamilton PRP-X100 - 250/4.0	6.1005.010

## Super-Sep Guard/4.6 (6.1009.010)

For the protection of the Super-Sep - 100/4.6 analytical separation column

### Applications

- Anions

### Technical information

Column dimensions	12 x 4.6 mm
Column body	Stainless steel
Particle size	12 µm
Type	Column



### Ordering information

Super-Sep Guard/4.6

6.1009.010

For use with  
Super-Sep - 100/4.6

6.1009.000

## Metrosep Dual 4 Guard Column kit (6.1016.500)

204

Even if the Dual-4 columns based on monolithic silica gel are very durable, the use of the Dual 4 guard column is advised in order to increase the safety of the analytical separation column even more. The Dual 4 guard column is a PEEK cartridge which is also filled with monolithic silica gel. This cartridge is easy to replace and is screwed directly onto the analytical column in an aluminum holder. The proven «On Column Guard System» is simple to use and additionally offers the advantage of minimal dead volume.



### Applications

- Anions

### Technical information

Substrate	Monolithic silica gel
Column dimensions	5 x 4.6 mm
Column body	PEEK cartridge in an aluminum cartridge holder (replaceable)
Particle size	Monolith with 2 µm Macropores and 13 nm Mesopores
Organic modifier	0...5% methanol or acetonitrile only
pH range	0...8
Type	Cartridge

### Ordering information

Guard column kit for the Metrosep Dual 4, comprised of three guard column cartridges and one guard column cartridge holder	6.1016.500
Guard column cartridges for the Metrosep Dual 4 (3 pcs.)	6.1016.510
For use with Metrosep Dual 4 - 100/4.6	6.1016.030

# Metrosep A Supp 1 Guard/4.6 (6.1005.340)

The Metrosep A Supp 1 Guard/4.6 protects the Metrosep A Supp 1 - 250/4.6 separation column against contamination from particles and bacteria.

## Applications

- Anions
- Oxhalogenides

## Technical information

Substrate	Polystyrene/divinylbenzene copolymer with quaternary ammonium groups
Column dimensions	50 x 4.6 mm
Column body	PEEK
Particle size	7 µm
Organic modifier	0...100%
pH range	0...13
Type	Column



## Ordering information

Metrosep A Supp 1 Guard/4.6

6.1005.340

For use with

Metrosep A Supp 1 - 250/4.6

6.1005.300

## Metrosep A Supp 4/5 Guard/4.0 (6.1006.500)

### Metrosep A Supp 4/5 S-Guard/4.0 (6.1006.540)

206

The Metrosep A Supp 4/5 Guard/4.0 reliably protects the Metrosep A Supp 4, 5, and 7 IC anion columns against contamination from the sample or eluent. It contains the same separation material as the Metrosep A Supp 5, is also made of PEEK, and is screwed directly onto the separation column with nearly no dead volume («On Column Guard System»). The guard column prolongs the lifetime of the analytical column, with practically no influence on its chromatographic separation performance. The economical price and simple handling make using the Metrosep A Supp 4/5 Guard/4.0 highly recommended.



#### Applications

- Anions

#### Technical information

Substrate	Polyvinyl alcohol with quaternary ammonium groups
Column dimensions	5 x 4.0 mm
Column body	PEEK
Particle size	5 µm
Organic modifier	0...100% (particularly acetone, acetonitrile, methanol)
pH range	3...12
Type	Column

#### Important note

If separation columns with a length of 250 mm are used in a column oven of the «Advanced» instrument generation, then the Metrosep A Supp 4/5 S-Guard/4.0 (6.1006.540) must be used instead of the Metrosep A Supp 4/5 Guard/4.0 (6.1006.500). It is connected to the 250 mm column by means of capillary connection and can thus also be placed in the column oven.

#### Ordering information

Metrosep A Supp 4/5 Guard/4.0	6.1006.500
Metrosep A Supp 4/5 S-Guard/4.0	6.1006.540

For use with

Metrosep A Supp 4 - 250/4.0	6.1006.430
Metrosep A Supp 5 - 50/4.0	6.1006.550
Metrosep A Supp 5 - 100/4.0	6.1006.510
Metrosep A Supp 5 - 150/4.0	6.1006.520
Metrosep A Supp 5 - 250/4.0	6.1006.530
Metrosep A Supp 7 - 150/4.0	6.1006.620
Metrosep A Supp 7 - 250/4.0	6.1006.630

# Metrosep A Supp 5 Guard/2.0 (6.1006.600)

## Metrosep A Supp 5 S-Guard/2.0 (6.1006.610)


The Metrosep A Supp 5 Guard/2.0 reliably protects the Metrosep A Supp 5 and 7 microbore anion columns against contamination from the sample or eluent. It contains the same separation material as the Metrosep A Supp 5, is also made of PEEK, and is screwed directly onto the separation column with nearly no dead volume («On Column Guard System»). The guard column prolongs the lifetime of the analytical column, with practically no influence on its chromatographic separation performance. The economical price and simple handling make using the Metrosep A Supp 5 Guard/2.0 highly recommended.

### Applications

- Anions

### Technical information

Substrate	Polyvinyl alcohol with quaternary ammonium groups
Column dimensions	5 x 2.0 mm
Column body	PEEK
Particle size	5 µm
Organic modifier	0...100% (particularly acetone, acetonitrile, methanol)
pH range	3...12
Type	Column



### Important note

If separation columns with a length of 250 mm are used in a column oven of the «Advanced» instrument generation, then the Metrosep A Supp 5 S-Guard/2.0 (6.1006.610) must be used instead of the Metrosep A Supp 5 Guard/2.0 (6.1006.600). It is connected to the 250 mm column by means of capillary connection and can thus also be placed in the column oven.

### Ordering information

Metrosep A Supp 5 Guard/2.0	6.1006.600
Metrosep A Supp 5 S-Guard/2.0	6.1006.610

For use with

Metrosep A Supp 5 - 150/2.0	6.1006.220
Metrosep A Supp 5 - 250/2.0	6.1006.230
Metrosep A Supp 7 - 150/2.0	6.1006.640
Metrosep A Supp 7 - 250/2.0	6.1006.650

# Metrosep A Supp 10 Guard/4.0 (6.1020.500)

## Metrosep A Supp 10 S-Guard/4.0 (6.1020.510)

## Metrosep A Supp 10 Guard HC/4.0 (6.1020.520)

208

The Metrosep A Supp 10 Guard/4.0 reliably protects the A Supp 10 analytical separation columns against contamination. Thanks to the «On Column Guard System», the guard column is very easy to handle. The guard column screws easily and directly onto the analytical column without tools.



### Applications

- Anions

### Technical information

Substrate	Polystyrene/divinylbenzene copolymer with quaternary ammonium groups
Column dimensions	6.1020.500: 5 x 4.0 mm 6.1020.510: 5 x 4.0 mm 6.1020.520: 12.5 x 4.0 mm
Column body	PEEK
Particle size	4.6 µm
Organic modifier	0...100%
pH range	0...14
Type	Column

### Important note

If separation columns with a length of 250 mm are used in a column oven of the «Advanced» instrument generation, then the Metrosep A Supp 10 S-Guard/4.0 (6.1020.510) must be used instead of the Metrosep A Supp 10 Guard/4.0 (6.1020.500). It is connected to the 250 mm column by means of capillary connection and can thus also be placed in the column oven.

The Metrosep A Supp 10 Guard HC/4.0 is the high-capacity variant of the Metrosep A Supp 10 Guard/4.0.

The separation of cyclamate and phosphate is significantly improved when the Metrosep A Supp 5 - 100/4.0 (6.1006.510) is combined with the Metrosep A Supp 10 Guard HC/4.0.

### Ordering information

Metrosep A Supp 10 Guard/4.0	6.1020.500
Metrosep A Supp 10 S-Guard/4.0	6.1020.510
Metrosep A Supp 10 Guard HC/4.0	6.1020.520

For use with

Metrosep A Supp 5 - 100/4.0 (with Metrosep A Supp 10 Guard HC/4.0; 6.1020.520)	6.1006.510
Metrosep A Supp 10 - 50/4.0	6.1020.050
Metrosep A Supp 10 - 75/4.0	6.1020.070
Metrosep A Supp 10 - 100/4.0	6.1020.010
Metrosep A Supp 10 - 250/4.0	6.1020.030



# Metrosep A Supp 10 Guard/2.0 (6.1020.600)

## Metrosep A Supp 10 S-Guard/2.0 (6.1020.610)

The Metrosep A Supp 10 Guard/2.0 column reliably protects the Metrosep A Supp 10 microbore separation columns against contamination. Thanks to the «On Column Guard System», the guard column is very easy to handle. The guard column screws easily and directly onto the analytical column without tools.



### Applications

- Anions

### Technical information

Substrate	Polystyrene/divinylbenzene copolymer with quaternary ammonium groups
Column dimensions	5 x 2.0 mm
Column body	PEEK
Particle size	4.6 µm
Organic modifier	0...100%
pH range	0...14
Type	Column

### Important note

If separation columns with a length of 250 mm are used in a column oven of the «Advanced» instrument generation, then the Metrosep A Supp 10 S-Guard/2.0 (6.1020.610) must be used instead of the Metrosep A Supp 10 Guard/2.0 (6.1020.600). It is connected to the 250 mm column by means of capillary connection and can thus also be placed in the column oven.

### Ordering information

Metrosep A Supp 10 Guard/2.0	6.1020.600
Metrosep A Supp 10 S-Guard/2.0	6.1020.610

For use with

Metrosep A Supp 10 - 50/2.0	6.1020.250
Metrosep A Supp 10 - 75/2.0	6.1020.270
Metrosep A Supp 10 - 100/2.0	6.1020.210
Metrosep A Supp 10 - 150/2.0	6.1020.220
Metrosep A Supp 10 - 250/2.0	6.1020.230

# Metrosep A Supp 15 Guard/4.0 (6.1030.500)

## Metrosep A Supp 15 S-Guard/4.0 (6.1030.510)

210

The Metrosep A Supp 15 Guard/4.0 reliably protects the A Supp 15 analytical separation columns against contamination. Thanks to the «On Column Guard System», the guard column is very easy to handle. The guard column screws easily onto the analytical column without tools.

### Applications

- Anions

### Technical information

Substrate	Polystyrene/divinylbenzene copolymer with quaternary ammonium groups
Column dimensions	5 x 4.0 mm
Column body	PEEK
Particle size	4.6 µm
Organic modifier	0...10%
pH range	0...14
Type	Column



### Important note

If separation columns with a length of 250 mm are used in a column oven of the «Advanced» instrument generation, then the Metrosep A Supp 15 S-Guard/4.0 (6.1030.510) must be used instead of the Metrosep A Supp 15 Guard/4.0 (6.1030.500). It is connected to the 250 mm column by means of capillary connection and can thus also be placed in the column oven.

### Ordering information

Metrosep A Supp 15 Guard/4.0	6.1030.500
Metrosep A Supp 15 S-Guard/4.0	6.1030.510
For use with	
Metrosep A Supp 15 - 50/4.0	6.1030.450
Metrosep A Supp 15 - 100/4.0	6.1030.410
Metrosep A Supp 15 - 150/4.0	6.1030.420
Metrosep A Supp 15 - 250/4.0	6.1030.430

# Metrosep A Supp 15 Guard/2.0 (6.1030.600)

## Metrosep A Supp 15 S-Guard/2.0 (6.1030.610)

The Metrosep A Supp 15 Guard/2.0 reliably protects the A Supp 15 - 250/2.0 analytical separation column against contamination. Thanks to the «On Column Guard System», the guard column is very easy to handle. The guard column screws easily onto the analytical column without tools.



### Applications

- Anions

### Technical information

Substrate	Polystyrene/divinylbenzene copolymer with quaternary ammonium groups
Column dimensions	5 x 2.0 mm
Column body	PEEK
Particle size	4.6 µm
Organic modifier	0...10%
pH range	0...14
Type	Column

### Important note

If separation columns with a length of 250 mm are used in a column oven of the «Advanced» instrument generation, then the Metrosep A Supp 15 S-Guard/2.0 (6.1030.610) must be used instead of the Metrosep A Supp 15 Guard/2.0 (6.1030.600). It is connected to the 250 mm column by means of capillary connection and can thus also be placed in the column oven.

### Ordering information

Metrosep A Supp 15 Guard/2.0	6.1030.600
Metrosep A Supp 15 S-Guard/2.0	6.1030.610
For use with	
Metrosep A Supp 15 - 250/2.0	6.1030.230

# Metrosep A Supp 16 Guard/4.0 (6.1031.500)

## Metrosep A Supp 16 S-Guard/4.0 (6.1031.510)

212

The Metrosep A Supp 16 Guard/4.0 reliably protects the A Supp 16 analytical separation columns against contamination. Thanks to the «On Column Guard System», the guard column is very easy to handle. The guard column screws easily onto the analytical column without tools.

### Applications

- Anions

### Technical information

Substrate	Polystyrene/divinylbenzene copolymer with quaternary ammonium groups
Column dimensions	5 x 4.0 mm
Column body	PEEK
Particle size	4.6 µm
Organic modifier	0...10%
pH range	0...14
Type	Column



### Important note

If separation columns with a length of 250 mm are used in a column oven of the «Advanced» instrument generation, then the Metrosep A Supp 16 S-Guard/4.0 (6.1031.510) must be used instead of the Metrosep A Supp 16 Guard/4.0 (6.1031.500). It is connected to the 250 mm column by means of capillary connection and can thus also be placed in the column oven.

### Ordering information

Metrosep A Supp 16 Guard/4.0	6.1031.500
Metrosep A Supp 16 S-Guard/4.0	6.1031.510
For use with	
Metrosep A Supp 16 - 100/4.0	6.1031.410
Metrosep A Supp 16 - 150/4.0	6.1031.420
Metrosep A Supp 16 - 250/4.0	6.1031.430

# Metrosep A Supp 16 Guard/2.0 (6.1031.600)

## Metrosep A Supp 16 S-Guard/2.0 (6.1031.610)

The Metrosep A Supp 16 Guard/2.0 reliably protects the A Supp 16 analytical separation columns with 2 mm inner diameter against contamination. Thanks to the «On Column Guard System», the guard column is very easy to handle. The guard column screws easily onto the analytical column without tools.

### Applications

- For anions

### Technical information

Substrate	Polystyrene/divinylbenzene copolymer with quaternary ammonium groups
Column dimensions	5 x 2.0 mm
Column body	PEEK
Particle size	4.6 µm
Organic modifier	0...10%
pH range	0...14
Type	Column



### Important note

If separation columns with a length of 250 mm are used in a column oven of the «Advanced» instrument generation, then the Metrosep A Supp 16 S-Guard/2.0 (6.1031.610) must be used instead of the Metrosep A Supp 16 Guard/2.0 (6.1031.600). It is connected to the 250 mm column by means of capillary connection and can thus also be placed in the column oven.

### Ordering information

Metrosep A Supp 16 Guard/2.0	6.1031.600
Metrosep A Supp 16 S-Guard/2.0	6.1031.610

For use with

Metrosep A Supp 16 - 100/2.0	6.1031.210
Metrosep A Supp 16 - 150/2.0	6.1031.220
Metrosep A Supp 16 - 250/2.0	6.1031.230
Metrosep A Supp 7 - 150/2.0	6.1006.640
Metrosep A Supp 7 - 250/2.0	6.1006.650

## Metrosep Organic Acids Guard/4.6 (6.1005.250)

214

The Metrosep Organic Acids Guard/4.6 effectively removes contamination, thus protecting the analytical separation column.

### Applications

- Organic acids

### Technical information

Substrate	Polystyrene/divinylbenzene copolymer with sulfonic acid groups
Column dimensions	50 x 4.6 mm
Column body	Stainless steel
Particle size	9 µm
Organic modifier	0...20%
pH range	1...13
Type	Column



### Ordering information

Metrosep Organic Acids Guard/4.6	6.1005.250
For use with	
Metrosep Organic Acids - 100/7.8	6.1005.210
Metrosep Organic Acids - 250/7.8	6.1005.200

# Metrosep Carb 2 Guard/4.0 (6.1090.500)

## Metrosep Carb 2 S-Guard/4.0 (6.1090.510)

The Metrosep Carb 2 Guard/4.0 and the the Metrosep Carb 2 S-Guard/4.0 effectively removes contaminations, thus protecting the analytical separation column. The design of the guard column has been selected in such a way that its influence on chromatographic separation can be ignored.

### Applications

- Carbohydrates

### Technical information

Substrate	Polystyrene-divinylbenzene copolymer with quaternary ammonium groups
Column dimensions	5 x 4.0 mm
Column body	PEEK
Particle size	5 µm
Organic modifier	0...50% acetonitrile or methanol (eluent) 0...100% acetone, acetonitrile or methanol (sample)
pH range	0...14
Type	Column



### Important note

If separation columns with a length of 250 mm are used in a column oven of the «Advanced» instrument generation, then the Metrosep Carb 2 S-Guard/4.0 (6.1090.510) must be used instead of the Metrosep Carb 2 Guard/4.0 (6.1090.500). It is connected to the 250 mm column by means of capillary connection and can thus also be placed in the column oven.

### Ordering information

Metrosep Carb 2 Guard/4.0	6.1090.500
Metrosep Carb 2 S-Guard/4.0	6.1090.510
For use with	
Metrosep Carb 2 - 100/4.0	6.1090.410
Metrosep Carb 2 - 150/4.0	6.1090.420
Metrosep Carb 2 - 250/4.0	6.1090.430

# Metrosep Carb 2 Guard/2.0 (6.01090.600)

## Metrosep Carb 2 S-Guard/2.0 (6.01090.610)

216

The microbore guard column, Metrosep Carb 2 Guard/2.0 effectively removes contamination, thus protecting the analytical separation column. The design of the guard column has been selected in such a way that its influence on the chromatographic separation can be ignored.

### Applications

- Carbohydrates

### Technical information

Substrate	Styrene/divinylbenzene copolymer with quaternary ammonium groups
Column dimensions	5 x 2.0 mm
Column body	PEEK
Particle size	5 µm
Organic modifier	0...50% acetonitrile or methanol (eluent) 0...100% acetone, acetonitrile or methanol (sample)
pH range	0...14
Type	Column



### Important note

If separation columns with a length of 250 mm are used in a column oven of the «Advanced» instrument generation, then the Metrosep Carb 2 S-Guard/2.0 (6.01090.610) must be used instead of the Metrosep Carb 2 Guard/2.0 (6.01090.600). It is connected to the 250 mm column by means of capillary connection and can thus also be placed in the column oven.

### Ordering information

Metrosep Carb 2 Guard/2.0	6.01090.600
Metrosep Carb 2 S-Guard/2.0	6.01090.610
For use with	
Metrosep Carb 2 - 100/2.0	6.01090.210
Metrosep Carb 2 - 150/2.0	6.01090.220
Metrosep Carb 2 - 250/2.0	6.01090.230



# Nucleosil 5SA 2 Guard Cartridge/4.0 (6.1007.110)

For the protection of the Nucleosil 5SA - 125/4.0 analytical separation column.

## Applications

- Cations

## Technical information

Substrate	Spherical silica gel with sulfonic acid groups
Column dimensions	20 x 4.0 mm
Column body	Stainless steel
Particle size	5 µm
Type	Cartridge



## Ordering information

Nucleosil 5SA 2 Guard Cartridge/4.0	6.1007.110
Holder to Nucleosil 5SA 2 Guard Cartridge/4.0	6.2821.140
For use with	
IC Cation Column Nucleosil 5SA - 125/4.0	6.1007.000

## Metrosep C 3 Guard/4.0 (6.1010.450) Metrosep C 3 S-Guard/4.0 (6.1010.460)

218

The Metrosep C 3 Guard/4.0 contains the C 3 column material and is used to protect Metrosep C 3 cation columns. Particles and contaminations are reliably retained, allowing the lifetime of the analytical separation column to be extended considerably. The Metrosep C 3 Guard/4.0 also functions according to the «On Column Guard System» and is screwed directly onto the separation column with nearly no dead volume.



### Applications

- Cations

### Technical information

Substrate	Polyvinyl alcohol with carboxyl groups
Column dimensions	5 x 4.0 mm
Column body	PEEK
Particle size	5 µm
Organic modifier	50% acetonitrile or 30% acetone (no methanol)
pH range	2...12
Type	Column

### Important note

If separation columns with a length of 250 mm are used in a column oven of the «Advanced» instrument generation, then the Metrosep C 3 S-Guard/4.0 (6.1010.460) must be used instead of the Metrosep C 3 Guard/4.0 (6.1010.450). It is connected to the 250 mm column by means of capillary connection and can thus also be placed in the column oven.

### Ordering information

Metrosep C 3 Guard/4.0	6.1010.450
Metrosep C 3 S-Guard/4.0	6.1010.460
For use with	
Metrosep C 3 - 100/4.0	6.1010.410
Metrosep C 3 - 150/4.0	6.1010.420
Metrosep C 3 - 250/4.0	6.1010.430

## Metrosep C 4 Guard/4.0 (6.1050.500) Metrosep C 4 S-Guard/4.0 (6.1050.510)

The Metrosep C 4 Guard/4.0 contains the C 4 column material and is used to protect all Metrosep cation columns that have a substrate based on silica gel. Particles and contaminations are reliably retained, allowing the lifetime of the analytical separation column to be extended considerably. The economical price is an additional plus. The Metrosep C 4 Guard/4.0 also functions according to the «On Column Guard System» and is screwed directly onto the separation column with nearly no dead volume.

### Applications

- Cations

### Technical information

Substrate	Silica gel with carboxyl groups
Column dimensions	5 x 4.0 mm
Column body	PEEK
Particle size	5 µm
Organic modifier	0...100% (no methanol)
pH range	2...7
Type	Column



### Important note

If separation columns with a length of 250 mm are used in a column oven of the «Advanced» instrument generation, then the Metrosep C 4 S-Guard/4.0 (6.1050.510) must be used instead of the Metrosep C 4 Guard/4.0 (6.1050.500). It is connected to the 250 mm column by means of capillary connection and can thus also be placed in the column oven.

### Ordering information

Metrosep C 4 Guard/4.0	6.1050.500
Metrosep C 4 S-Guard/4.0	6.1050.510

For use with

Metrosep C 4 - 50/4.0	6.1050.450
Metrosep C 4 - 100/4.0	6.1050.410
Metrosep C 4 - 150/4.0	6.1050.420
Metrosep C 4 - 250/4.0	6.1050.430
Metrosep C 6 - 100/4.0	6.1051.410
Metrosep C 6 - 150/4.0	6.1051.420
Metrosep C 6 - 250/4.0	6.1051.430

## Metrosep C 4 Guard/2.0 (6.1050.600) Metrosep C 4 S-Guard/2.0 (6.1050.610)

220

The Metrosep C 4 Guard/2.0 contains the C 4 column material and is used to protect all Metrosep cation columns with 2 mm inner diameter which have a substrate based on silica gel. Particles and contaminations are reliably retained, allowing the lifetime of the analytical separation column to be extended considerably. The economical price is an additional plus. The Metrosep C 4 Guard/2.0 also functions according to the «On Column Guard System» and is screwed directly onto the separation column with nearly no dead volume.

### Applications

- Cations

### Technical information

Substrate	Silica gel with carboxyl groups
Column dimensions	5 x 2.0 mm
Column body	PEEK
Particle size	5 µm
Organic modifier	0...100% (no methanol)
pH range	2...7
Type	Column



### Important note

If separation columns with a length of 250 mm are used in a column oven of the «Advanced» instrument generation, then the Metrosep C 4 S-Guard/2.0 (6.1050.610) must be used instead of the Metrosep C 4 Guard/2.0 (6.1050.600). It is connected to the 250 mm column by means of capillary connection and can thus also be placed in the column oven.

### Ordering information

Metrosep C 4 Guard/2.0	6.1050.600
Metrosep C 4 S-Guard/2.0	6.1050.610
For use with	
Metrosep C 4 - 100/2.0	6.1050.210
Metrosep C 4 - 150/2.0	6.1050.220
Metrosep C 4 - 250/2.0	6.1050.230

# Metrosep C Supp 1 Guard/4.0 (6.1052.500)

## Metrosep C Supp 1 S-Guard/4.0 (6.1052.510)

The Metrosep C Supp 1 Guard/4.0 contains the C Supp 1 column material and is used to protect Metrosep C Supp 1 cation columns. Particles and contaminations are reliably retained, allowing the service life of the analytical separation column to be prolonged considerably. The Metrosep C Supp 1 Guard/4.0 also functions according to the "On Column Guard System" and is screwed directly onto the separation column with nearly no dead volume.

### Applications

- Cations

### Technical information

Substrate	Polyvinyl alcohol with carboxyl groups
Column dimensions	5 x 4.0 mm
Column body	PEEK
Particle size	5 µm
Organic modifier	50 % Acetonitril or 30 % Aceton
pH range	1...12
Type	Column



### Ordering information

Metrosep C Supp 1 Guard/4.0	6.1052.500
Metrosep C Supp 1 S-Guard/4.0	6.1052.510

For use with

Metrosep C Supp 1 - 100/4.0	6.1052.410
Metrosep C Supp 1 - 150/4.0	6.1052.420
Metrosep C Supp 1 - 250/4.0	6.1052.430

## Metrosep RP 2 Guard/3.5 (6.1011.030)

222

The Metrosep RP 2 Guard/3.5 is a guard column for universal use. It reliably protects the analytical separation column against contamination, removing the smallest particles, traces of iron oxide, and bacteria. The Metrosep RP 2 Guard/3.5 helps to reduce costs; its filter disk can be replaced very easily.

### Applications

- Universal guard column

### Technical information

Substrate	Polymer
Column dimensions	1.0 x 3.5 mm
Column body	PEEK
Pore size	0.2 µm
Organic modifier	0...100%
pH range	1...13
Type	Column



### Ordering information

Metrosep RP 2 Guard/3.5	6.1011.030
Replacement filters for RP 2 Guard/3.5 (10 pcs.)	6.1011.130
For use with	
Phenomenex Star Ion A300™ - 100/4.6	6.1005.100
Phenomenex Star Ion A300™ HC - 100/10.0	6.1005.110
Metrosep Anion Dual 2 - 75/4.6	6.1006.100
Metrosep Anion Dual 3 - 100/4.0	6.1006.120
Metrosep A Supp 1 HS - 50/4.6	6.1005.350
Metrosep A Supp 3 - 250/4.6	6.1005.320
Hamilton PRP-X300 - 250/4.6	6.1005.030
Hamilton RCX-30 - 150/4.6	6.1018.010
Hamilton RCX-30 - 250/4.6	6.1018.000
Metrosep Amino Acids 1 - 100/4.0	6.4001.410
Metrosep C 5 - 150/4.6	6.4000.320

# ProntoSil 120-5-C18 AQ Guard/4.0 (6.1008.110)

The ProntoSil 120-5-C18 AQ Guard/4.0 is used to protect the ProntoSil 120-5-C18 AQ - 150/4.0 against contamination from particles and bacteria.

## Applications

- Organic substances

## Technical information

Substrate	Silica gel C <sub>18</sub>
Column dimensions	14 x 4.0 mm
Column body	Stainless steel
Particle size	5 µm
Organic modifier	0...100%
pH range	2...9
Type	Column



## Ordering information

ProntoSil 120-5-C18 AQ Guard/4.0

6.1008.110

For use with

ProntoSil 120-5-C18 AQ - 150/4.0

6.1008.100

## Metrosep BP 1 Guard/2.0 (6.1015.100)

224

The Metrosep BP 1 Guard/2.0 is used to generate a sufficiently high working pressure in the flow path of post-column reagents. They are used in combination with a high-pressure pump for conveying the post-column reagent in the Professional Reactor.

### Applications

- Backpressure column

### Technical information

Substrate	Diamond
Column dimensions	50 x 2.0 mm
Column body	PEEK
Particle size	6...10 µm
Organic modifier	0...100%
Type	Column



### Ordering information

Metrosep BP 1 Guard/2.0

6.1015.100









Preconcentration columns

# Metrosep A PCC 2/4.0 (6.1006.330), Metrosep A PCC 2 HC/4.0 (6.1006.340), and Metrosep A PCC 2 VHC/4.0 (6.1006.350)

228

The Metrosep A PCC 2/4.0 is used for the preconcentration of anions from small sample volumes. The small dead volume of the column guarantees an excellent peak shape.

The Metrosep A PCC 2 HC/4.0 and the Metrosep A PCC 2 VHC/4.0, on the other hand, are high-capacity preconcentration columns for anions. They are used primarily where large sample volumes with very low anion concentrations must be preconcentrated. The high capacity prevents premature elution of the anions by the matrix itself (in most cases water). Reliable determinations can now be made using these high-capacity columns. All preconcentration columns are made of PEEK.



## Applications

- Preconcentration of anions

## Technical information

Substrate	Polymethacrylate with quaternary ammonium groups
Column dimensions	6.1006.330: 1.0 x 4.0 mm 6.1006.340: 13.0 x 4.0 mm 6.1006.350: 30.0 x 4.0 mm
Column body	PEEK
Maximum flow	5.0 mL/min
Maximum pressure	20 MPa
Particle size	65 µm
Organic modifier	Eluent: 0...10% (acetone, acetonitrile, methanol, isopropanol) Sample: 0...100% (acetone, acetonitrile, methanol, isopropanol)
pH range	2...12
Type	Column
Capacity	6.1006.330: 0.5 µmol (Cl <sup>-</sup> ) 6.1006.340: 5 µmol (Cl <sup>-</sup> ) 6.1006.350: 10 µmol (Cl <sup>-</sup> )

## Care

Storage  
In the eluent

## Ordering information

Metrosep A PCC 2/4.0	6.1006.330
Metrosep A PCC 2 HC/4.0	6.1006.340
Metrosep A PCC 2 VHC/4.0	6.1006.350

# Metrosep C PCC 1/4.0 (6.1010.300), Metrosep C PCC 1 HC/4.0 (6.1010.310), and Metrosep C PCC 1 VHC/4.0 (6.1010.320)

The Metrosep C PCC 1/4.0 in the various versions are suitable for the preconcentration of monovalent and divalent cations. They are used primarily where large sample volumes with very low cation concentrations must be pre-concentrated. In addition, they fulfill the function of a trap column when working with matrix elimination, i.e. the cations to be determined are held back and allow the removal of the disruptive matrix before the sample is fed to the IC system.

The greater the capacity of the column (in the first approximation, this is proportional to the length of the packing bed) the larger the sample volume which can be pre-concentrated. This allows detection limits into the lower ppt range. On the other hand, the packing bed increases the dead volume of the preconcentration column; with increasing size the injection peak in the chromatogram increases in peak area. Three different capacities provide the needed flexibility for all preconcentration tasks.

The preconcentration columns are distinguished by very low noise and very low backpressure. They are suitable for preconcentration using a peristaltic pump or Metrohm Dosino technology.

## Applications

- Preconcentration of cations

## Technical information

Substrate	Spherical polymethacrylate with carboxyl groups
Column dimensions	6.1010.300: 8.5 x 4.0 mm 6.1010.310: 16.5 x 4.0 mm 6.1010.320: 30.0 x 4.0 mm
Column body	PEEK
Maximum pressure	15 MPa
Particle size	35 µm
Organic modifier	0...10%
pH range	1...14
Type	Column
Preconcentration volume*	6.1010.300: 20 mL 6.1010.310: 60 mL 6.1010.320: 90 mL

\* A solution was preconcentrated with  $\text{Li}^+ = 2 \mu\text{g/L}$ ,  $\text{Na}^+$ ,  $\text{NH}_4^+ = 10 \mu\text{g/L}$  and  $\text{K}^+ = 20 \mu\text{g/L}$ . The maximum preconcentration volume is determined by the fact that the peak area of the lithium does not continue to increase. This means that at greater volumes the lithium is already eluting again from the column.



## Care

Storage  
In the eluent

## Ordering information

Metrosep C PCC 1/4.0	6.1010.300
Metrosep C PCC 1 HC/4.0	6.1010.310
Metrosep C PCC 1 VHC/4.0	6.1010.320





IC trap columns

## Metrosep A Trap 1 - 100/4.0 (6.1014.000)

232

The Metrosep A Trap 1 - 100/4.0 is a high capacity anion column, which is used to purify the eluent flow. Even reagents of the highest quality, e.g. «ultrapure» or «puriss.» can still contain minimal anionic contaminants. These are reliably held back by the Metrosep A Trap 1 - 100/4.0. This column is primarily used with gradient applications.

### Applications

- Purification of the anion eluent flow

### Technical information

Substrate	Polystyrene/divinylbenzene copolymer with quaternary ammonium groups
Column dimensions	100 x 4.0 mm
Column body	PEEK
Maximum pressure	25 MPa
Particle size	570 µm
Organic modifier	0...20%
pH range	1...14
Type	Column



### Care

#### Regeneration

- First rinse with 30 mL 0.5 mol/L  $\text{Na}_2\text{CO}_3$  at a flow rate of 1.0 mL/min.
- Then rinse with 30 mL ultrapure water at a flow of 1.0 mL/min.

#### Storage

In the eluent

### Ordering information

Metrosep A Trap 1 - 100/4.0

6.1014.000



# Metrosep C Trap 1 - 100/4.0 (6.1015.000)

This is a high capacity cation column, which is used to purify the eluent flow. Even reagents of the highest quality, e.g. «ultrapure» or «puriss.» can still contain minimal cationic contaminants. These are reliably held back by the Metrosep C Trap 1 - 100/4.0.

## Applications

- Purification of the cation eluent flow

## Technical information

Substrate	Polystyrene/divinylbenzene copolymer with sulfonic acid groups
Column dimensions	100 x 4.0 mm
Column body	PEEK
Maximum pressure	25 MPa
Particle size	37...74 µm
Organic modifier	0...20%
pH range	1...14
Type	Column



## Care

### Regeneration

- First rinse with 20 mL of 5% H<sub>2</sub>SO<sub>4</sub> at a flow of 1.0 mL/min.
- Then rinse with 15 mL ultrapure water at a flow of 1.0 mL/min.

### Storage

In the eluent

## Ordering information

Metrosep C Trap 1 - 100/4.0

6.1015.000

## Metrosep RP Trap 1 - 50/4.0 (6.1014.100)

234

The Metrosep RP Trap 1 - 50/4.0 column is used to eliminate organic contaminants from the eluent. The Metrosep RP Trap 1 - 50/4.0 column helps avoid eluent-related interference at the baseline, especially with gradient systems. Its use is also recommended for the purification of the p-cyanophenol eluent of the Metrosep Dual 4 separation columns.



### Applications

- Purification of the eluent flow

### Technical information

Substrate	Silica gel
Column dimensions	50 x 4.0 mm
Column body	PEEK
Maximum pressure	25 MPa
Particle size	10 µm
pH range	1...9
Type	Column

### Care

#### Regeneration

- Rinse with 10 mL 80% acetonitrile/water at a flow rate of 2.0 mL/min.
- Rinse with 20 mL 100% acetonitrile at a flow rate of 2.0 mL/min.
- Rinse with 10 mL 80% acetonitrile/water at a flow rate of 2.0 mL/min.

### Note

If the Metrosep RP Trap 1 - 50/4.0 is used with the Metrosep Dual 4 (6.1016.0X0), then it must be rinsed with 40 mL water at a flow rate of 2.0 mL/min after the regeneration.

#### Storage

In the eluent

### Ordering information

Metrosep RP Trap 1 - 50/4.0

6.1014.100

For use with

Metrosep Dual 4 - 100/4.6

6.1016.030

## Metrosep RP Trap 2 - 100/4.0 (6.1014.150)

The Metrosep RP Trap 2 - 100/4.0 column is used to eliminate organic contaminants from the eluent. The Metrosep RP Trap 2 - 100/4.0 column helps avoid eluent-related interference at the baseline, especially with gradient systems. It is based on a polymer material. Its presence enables the use of the Metrosep RP Trap 2 - 100/4.0 in the acidic as well as in the alkaline pH range.

### Applications

- Elimination of organic contamination from the eluent.

### Technical information

Substrate	Polystyrene/divinylbenzene copolymer
Column dimensions	100 x 4.0 mm
Column body	PEEK
Maximum pressure	25 MPa
pH range	1...14
Type	Column



Storage  
In ultrapure water

### Ordering information

Metrosep RP Trap 2 - 100/4.0

6.1014.150

## Metrosep I Trap 1 - 100/4.0 (6.1014.200)

236

The Metrosep I Trap 1 - 100/4.0 column is used to eliminate ionic, i.e. cationic and anionic, contaminants from aqueous solutions. Its use is especially recommended for the purification of the transfer water in combination with «MISP» (Metrohm Inline Sample Preparation). Using the Metrosep I Trap 1 - 100/4.0 column can significantly reduce the influence of the transfer water on the system blank.

### Applications

- For the elimination of traces of anionic and cationic contaminants from ultrapure water

### Technical information

Substrate	Polystyrene/divinylbenzene copolymer with anionic and cationic ion exchangers
Column dimensions	100 x 4.0 mm
Column body	PEEK
Maximum pressure	25 MPa
Particle size	300...840 µm
Organic modifier	0...100%
pH range	0...14
Type	Column



### Care

Regeneration  
not possible

Storage  
in ultrapure water

### Ordering information

Metrosep I Trap 1 - 100/4.0

6.1014.200

## Metrosep $\text{BO}_3^{3-}$ Trap 1 - 100/4.0 (6.1015.200)

Trap column for the removal of borate contaminants from the eluent. The Metrosep  $\text{BO}_3^{3-}$  Trap 1 - 100/4.0 is mainly used in carbohydrate analysis with hydroxide eluents. The removal of borate from the eluent improves the peak shape of sorbitol.

### Applications

- Elimination of borate traces from hydroxide eluents.

### Technical information

Substrate	Polystyrene/divinylbenzene copolymer
Column dimensions	100 x 4.0 mm
Column body	PEEK
Maximum pressure	25 MPa
pH range	0...14
Type	Column



### Care

#### Conditioning

Rinse the column with hydroxide eluent for 90 min at a maximum flow of 0.5 mL/min.

#### Regeneration

Rinse the column with the following solutions in succession in the direction against the flow:

- during 30 min with 0.1 mol/L hydrochloric acid at a flow rate of 0.3 mL/min
- during 30 min with 1 mol/L sodium chloride solution at a flow rate of 0.3 mL/min
- during 30 min with ultrapure water at a flow rate of 0.5 mL/min
- during 90 min with hydroxide eluent at a flow rate of maximum 0.5 mL/min

#### Storage

in ultrapure water

### Ordering information

Metrosep  $\text{BO}_3^{3-}$  Trap 1 - 100/4.0

6.1015.200

## Metrosep CO<sub>3</sub><sup>2-</sup> Trap 1 - 100/4.0 (6.1015.300)

238

Trap column for the removal of carbonate traces in hydroxide eluents. The Metrosep CO<sub>3</sub><sup>2-</sup> Trap 1 - 100/4.0 is used in carbohydrate analysis with hydroxide eluents.

### Applications

- Elimination of carbonate contamination from hydroxide eluents

### Technical information

Substrate	Polystyrene/divinylbenzene copolymer
Column dimensions	100 x 4.0 mm
Column body	PEEK
Maximum pressure	25 MPa
pH range	0...14
Type	Column



### Care

Recommended eluent concentration  
5 - 40 mmol/L hydroxide eluent

### Regeneration

Rinse the column during 840 min with 0.3 mol/L sodium hydroxide at a flow rate of 1 mL/min.

### Storage

Store the column in 0.3 mol/L sodium hydroxide.

### Ordering information

Metrosep CO<sub>3</sub><sup>2-</sup> Trap 1 - 100/4.0

6.1015.300







## IC sample-preparation cartridges

**IC-RP sample-preparation cartridge (6.1012.X00)**

Material	RP	
Application	For the non-polar solid-phase extraction. The cartridge removes organic substances.	
Quantity	50	10
Bed volume	0.5 mL	0.5 mL
Connection	Luer	Luer
Order number	6.1012.000	6.1012.100

**IC-H sample-preparation cartridge (6.1012.X10)**

Material	Cation exchanger in acid form		
Application	For the elimination of interfering cations. The cartridge can also be used for the neutralization of alkaline samples.		
Quantity	50	10	25
Bed volume	0.5 mL	0.5 mL	1.5 mL
Capacity	0.8 mmol	0.8 mmol	2.0 mmol
Connection	Luer	Luer	Luer
Order number	6.1012.010	6.1012.110	6.1012.210

**IC-Ag sample-preparation cartridge (6.1012.X20)**

Material	Cation exchanger in silver form		
Application	For the removal of halides.		
Quantity	50	10	25
Bed volume	0.5 mL	0.5 mL	1.5 mL
Capacity	0.8 mmol	0.8 mmol	2.0 mmol
Connection	Luer	Luer	Luer
Order number	6.1012.020	6.1012.120	6.1012.220

**IC-OH sample-preparation cartridge (6.1012.X30)**

Material	Anion exchanger in hydroxide form	
Application	For the neutralization of extremely acidic samples.	
Quantity	50	10
Bed volume	0.5 mL	0.5 mL
Capacity	0.6 mmol	0.6 mmol
Connection	Luer	Luer
Order number	6.1012.030	6.1012.130

**IC-Na sample-preparation cartridge (6.1012.X40)**

Material	Cation exchanger in sodium form	
Application	For the elimination of cations.	
Quantity	50	
Bed volume	0.5 mL	
Capacity	0.8 mmol	
Connection	Luer	
Order number	6.1012.040	

**IC-C18 sample-preparation cartridge (6.1012.X50)**

Material	C18	
Application	For the removal of polar substances; not suitable for F <sup>-</sup> determination.	
Quantity	50	
Bed volume	0.5 mL	
Connection	Luer	
Order number	6.1012.050	



## IC accessory parts

### PEEK inline filter (6.2821.120)

245

The inline filter in the PEEK housing not only removes all particles of mineral origin, but also algae and bacteria. The exclusion diameter of 2 µm ensures that no contamination can damage the column or the suppressor.



#### Ordering information

PEEK inline filter	6.2821.120
Replacement filters (10 pcs.)	6.2821.130

### Coupling safety olive with PEEK inline filter (6.2744.180)

The coupling safety olive with PEEK inline filter connects the tube of the peristaltic pump with the following system, e.g. with the suppressor or with the post-column reactor (PCR). On the one hand, this prevents the tube of the peristaltic pump from detaching unintentionally, while on the other hand all particles with a diameter of greater than 2 µm are effectively removed from the flow of liquid.



#### Ordering information

Coupling safety olive with PEEK inline filter	6.2744.180
Replacement filters (10 pcs.)	6.2821.130



[www.metrohm.com](http://www.metrohm.com)